



US00D627655S

(12) **United States Design Patent**
McNabb et al.

(10) **Patent No.:** **US D627,655 S**
(45) **Date of Patent:** **** Nov. 23, 2010**

(54) **BOTTLE**

(75) Inventors: **Richard Paul McNabb**, Milford, CT
(US); **Humberto Garcia-Ruiz**, Shelton,
CT (US)

(73) Assignee: **The Sun Products Corporation**,
Wilton, CT (US)

(**) Term: **14 Years**

(21) Appl. No.: **29/361,176**

(22) Filed: **May 6, 2010**

Related U.S. Application Data

(63) Continuation of application No. 11/260,904, filed on
Oct. 28, 2005, now abandoned.

(51) **LOC (9) Cl.** **09-01**

(52) **U.S. Cl.** **D9/543; D9/565; D9/571**

(58) **Field of Classification Search** D9/516,
D9/522-523, 530, 543, 549, 552, 565, 571,
D9/575, 685; 215/381-385, 396, 398; 220/660,
220/669, 675

See application file for complete search history.

(56) **References Cited**

U.S. PATENT DOCUMENTS

D199,460 S	10/1964	Utley	
D201,220 S	5/1965	Lorenzen	
D238,753 S	2/1976	McKinney et al.	
4,013,496 A	3/1977	Amberg	
4,016,706 A	4/1977	Braker et al.	
D253,630 S	12/1979	McCredie	
4,248,030 A	2/1981	Heckman	
4,447,280 A	5/1984	Malthouse	
4,600,128 A	7/1986	Rohrer	
4,608,284 A	8/1986	Roales	
4,626,455 A	12/1986	Karabedian	
D308,022 S	5/1990	Mintz et al.	
4,977,002 A	12/1990	Hoffman	
4,983,238 A	1/1991	Yoshida et al.	
D322,397 S *	12/1991	Hoyt D9/543

D323,110 S	1/1992	Simms et al.
D325,525 S	4/1992	Aliano et al.
5,207,356 A	5/1993	Krall

(Continued)

FOREIGN PATENT DOCUMENTS

EP 1 083 129 A1 3/2001

(Continued)

OTHER PUBLICATIONS

Office Action mailed on Feb. 24, 2009, U.S. Appl. No. 11/260,903,
Garcia-Ruiz, H., et al., filed Oct. 28, 2005.

(Continued)

Primary Examiner—Carol Rademaker

(74) *Attorney, Agent, or Firm*—Sterne, Kessler, Goldstein &
Fox P.L.L.C.

(57) **CLAIM**

The ornamental design for a bottle, as shown and described.

DESCRIPTION

FIG. 1 is a top, rear, and right side perspective view of a bottle
showing our new design;

FIG. 2 is a front elevational view thereof;

FIG. 3 is a rear elevational view thereof;

FIG. 4 is a right side elevational view thereof;

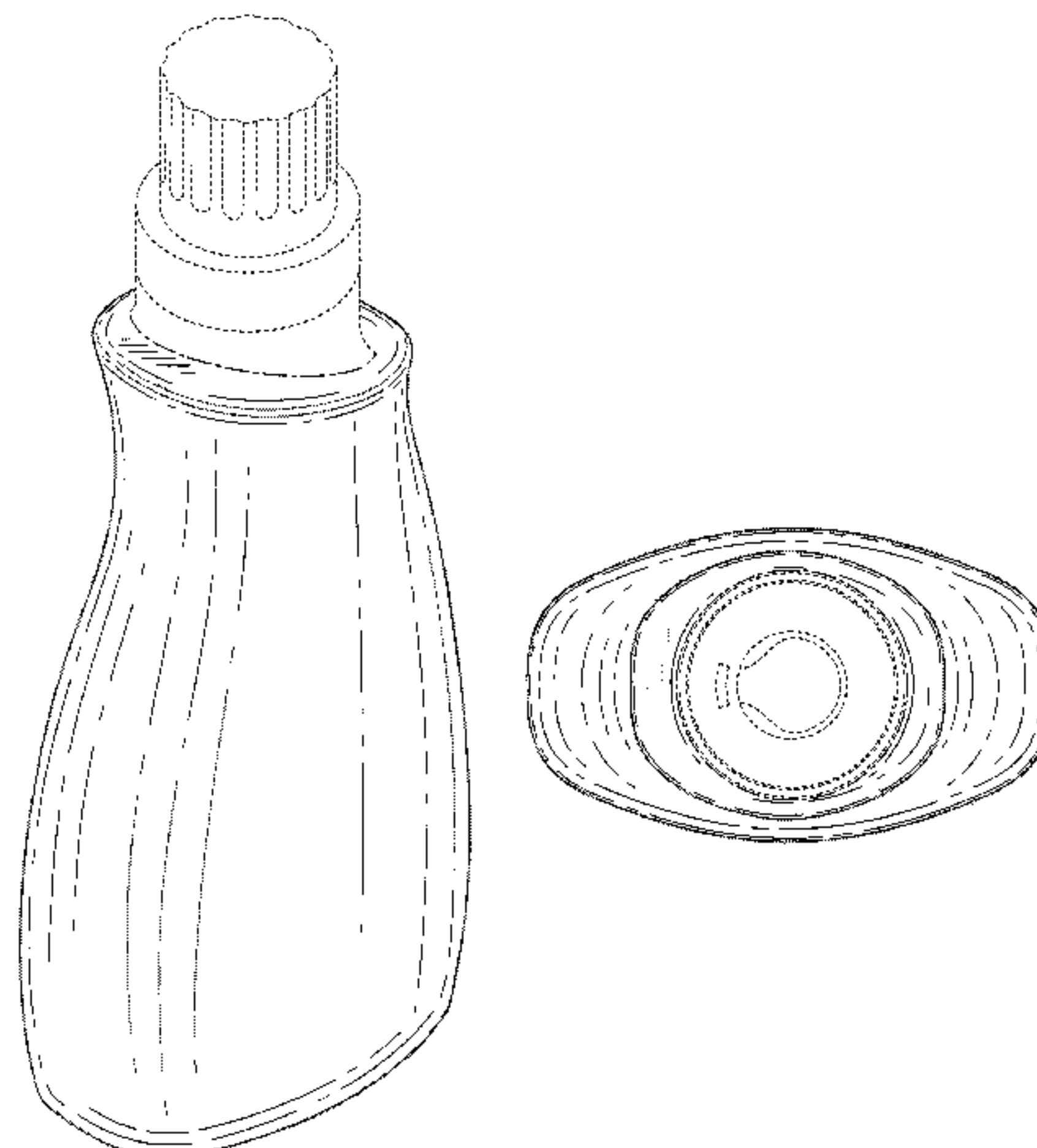
FIG. 5 is a left side elevational view thereof; and,

FIG. 6 is a top plan view thereof.

The dot-dot-dot-dot broken lines shown in the drawing views
is included for the purpose of showing environmental struc-
ture that forms no part of the claimed design.

The -dot-dash-dot-dash broken line shown in the drawing
views defines the boundary of the claimed design.

1 Claim, 6 Drawing Sheets



US D627,655 S

Page 2

U.S. PATENT DOCUMENTS

5,240,529 A 8/1993 Hoffman
D347,791 S 6/1994 Lathrop et al.
D366,619 S * 1/1996 Holbrook D9/526
5,524,778 A 6/1996 De Caluwe et al.
D373,535 S 9/1996 Lathrop et al.
D381,911 S 8/1997 Lathrop et al.
5,711,061 A 1/1998 Blake et al.
5,725,309 A 3/1998 Robinson
D398,853 S * 9/1998 Phillips D9/543 X
5,843,362 A 12/1998 Yoshii et al.
5,897,722 A 4/1999 Bright
D439,518 S * 3/2001 Gavin D9/523
6,245,181 B1 6/2001 Bright
6,270,866 B1 8/2001 Okuda et al.
6,296,129 B1 10/2001 Kawasaki
D467,506 S 12/2002 Jones et al.
D469,017 S 1/2003 Mauro
D470,055 S 2/2003 Blair et al.
D470,416 S 2/2003 Blair et al.
6,610,640 B1 8/2003 Zappone et al.
D485,185 S 1/2004 Versace
D486,066 S 2/2004 Hannen et al.
6,800,599 B2 10/2004 Manske
D504,620 S 5/2005 Kazuo et al.
D518,731 S 4/2006 Yourist et al.
D525,137 S 7/2006 Helps
D536,982 S * 2/2007 Conway D9/523
D542,140 S 5/2007 Garcia-Ruiz
D543,854 S * 6/2007 Conway D9/523
D543,861 S 6/2007 Garcia-Ruiz
D547,194 S * 7/2007 Masotta et al. D9/531
D549,578 S * 8/2007 Maffeo et al. D9/565 X
D561,031 S * 2/2008 Lin D9/522
D573,477 S * 7/2008 Caldwell D9/552 X
D573,478 S * 7/2008 Kruparova D9/543 X
D584,626 S * 1/2009 Kruparova D9/552 X
D604,618 S * 11/2009 King D9/575 X

7,665,638 B2 2/2010 Garcia-Ruiz et al.
D619,008 S * 7/2010 Handy et al. D9/522
2001/0051238 A1 12/2001 Ito et al.
2002/0124931 A1 9/2002 Etesse
2002/0153345 A1 10/2002 Johnson et al.
2004/0129369 A1 7/2004 Johnson et al.
2004/0258938 A1 12/2004 Yamanaka et al.
2005/0139568 A1 6/2005 Falk
2005/0274687 A1 12/2005 McCutchan
2006/0141182 A1 6/2006 Giblin
2007/0095784 A1 5/2007 McNabb et al.

FOREIGN PATENT DOCUMENTS

EP 1 176 100 A1 1/2002
GB 2098952 12/2001
GB 2100158 * 9/2002

OTHER PUBLICATIONS

Office Action mailed on Aug. 26, 2005, U.S. Appl. No. 10/750,296, Falk, N.A., filed Dec. 31, 2003.
Notice of Allowance on Dec. 13, 2005, U.S. Appl. No. 29/234,042, Garcia-Ruiz, H., filed on Jul. 13, 2005.
Notice of Allowance on Dec. 13, 2005, U.S. Appl. No. 29/234,041, Garcia-Ruiz, H., filed on Jul. 13, 2005.
Notice of Allowance on Dec. 4, 2009, U.S. Appl. No. 11/260,903, Garcia-Ruiz, H. et al., filed Oct. 28, 2005.
Office Action mailed on May 27, 2009, U.S. Appl. No. 11/260,904, McNabb, R.P., et al., filed Oct. 28, 2005.
Office Action mailed on Dec. 28, 2007, U.S. Appl. No. 11/260,904, McNabb, R. P., et al., filed Oct. 28, 2005.
Office Action mailed on May 12, 2008, U.S. Appl. No. 11/260,904, McNabb, R.P., et al., filed Oct. 28, 2005.
Office Action mailed on Jul. 29, 2008, U.S. Appl. No. 11/260,904, McNabb, R.P., et al, filed Oct. 28, 2005.
Office Action mailed on Jan. 9, 2009, U.S. Appl. No. 11/260,904, McNabb, R.P., et al, filed Oct. 28, 2005.

* cited by examiner

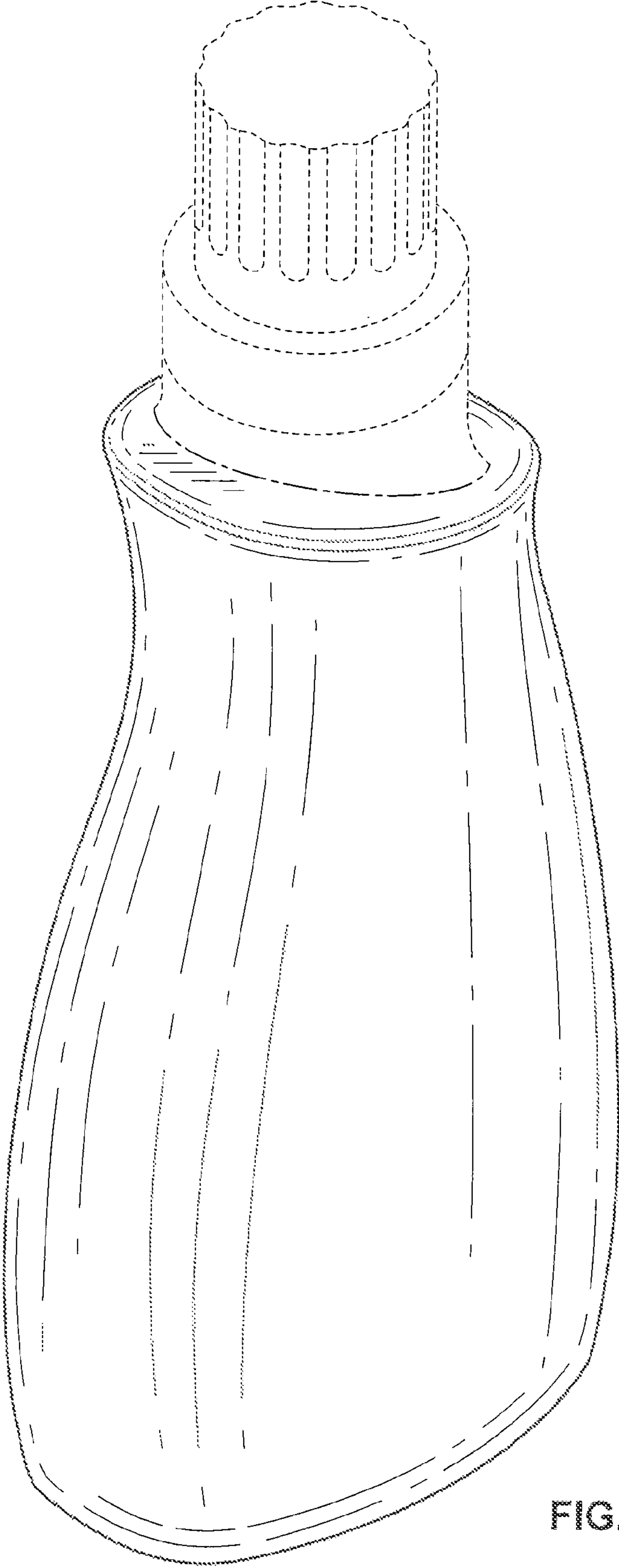


FIG. 1

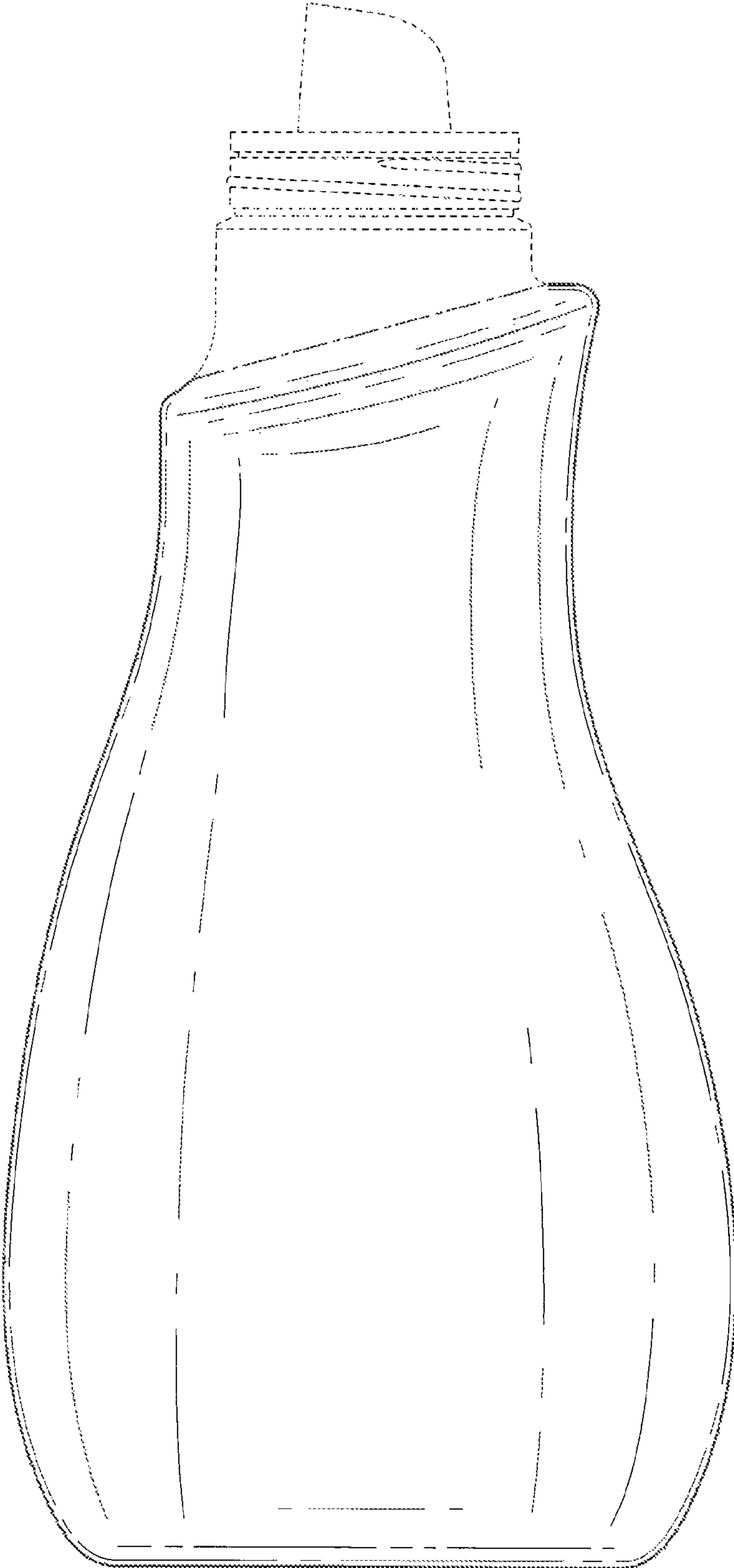


FIG. 2

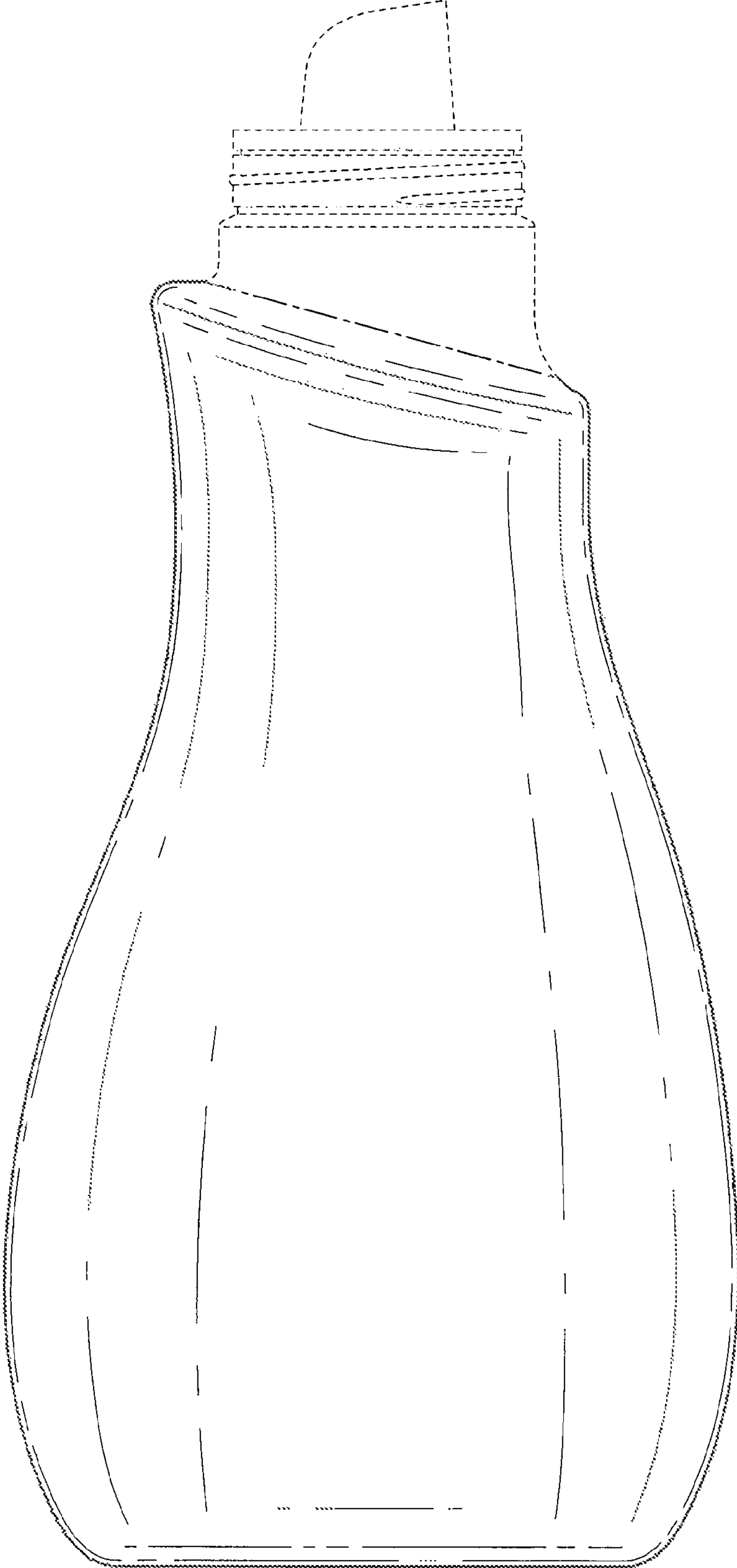


FIG. 3

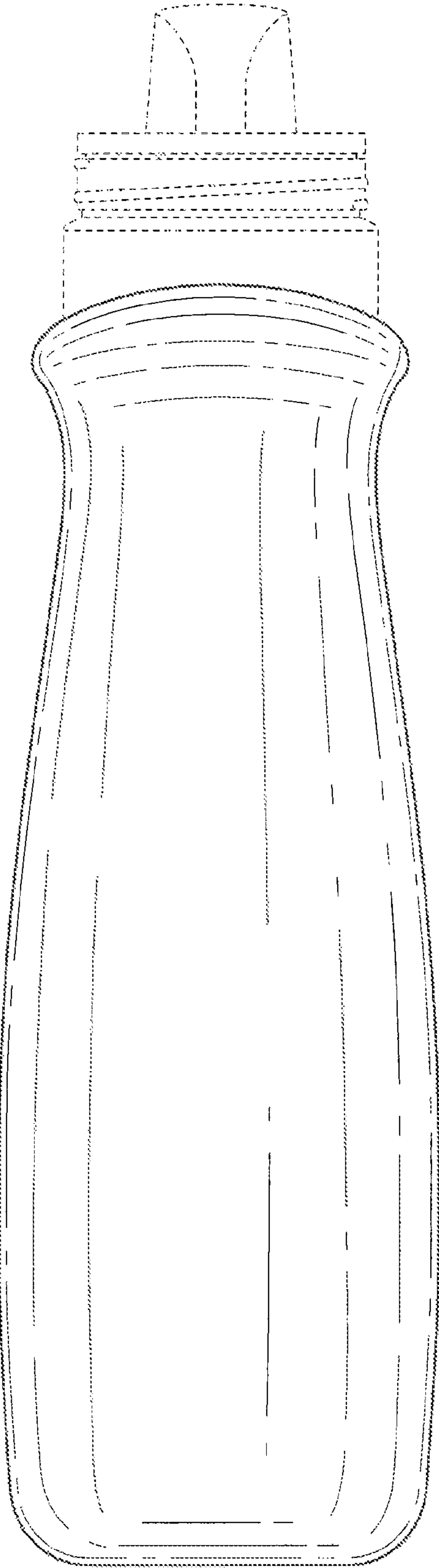


FIG. 4

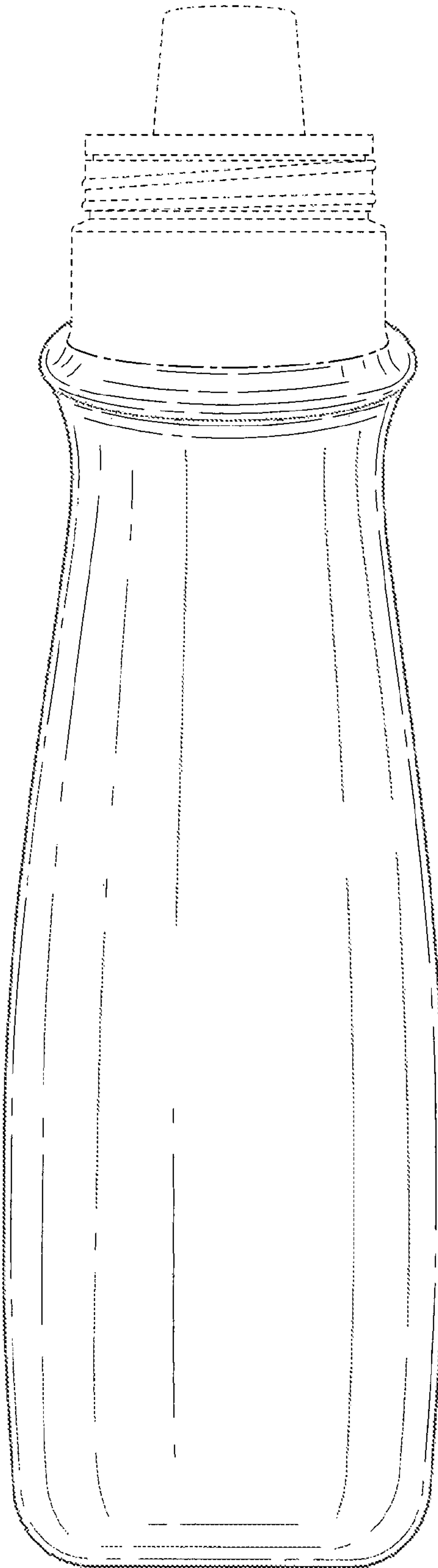


FIG. 5

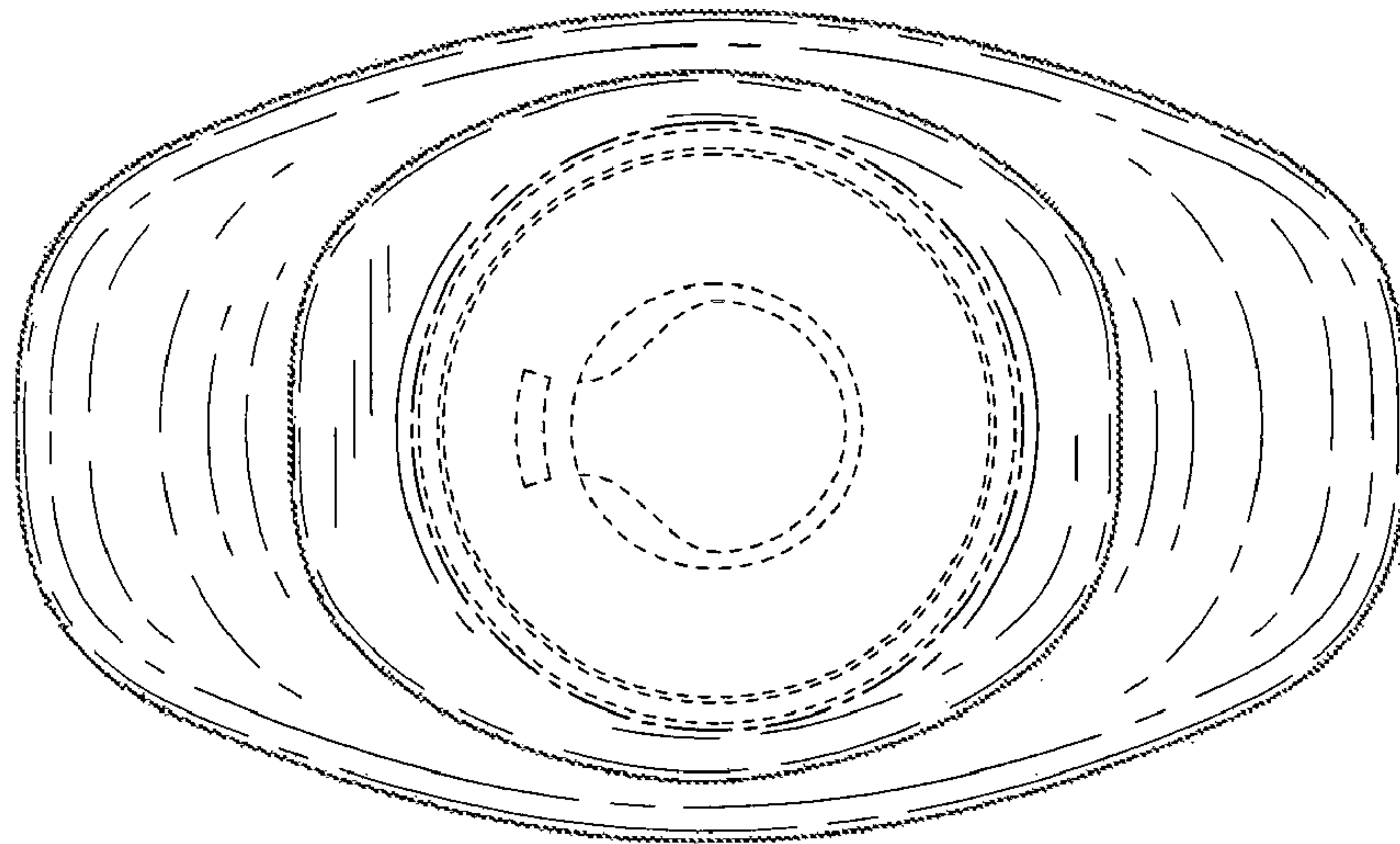


FIG. 6