



US00D627644S

(12) **United States Design Patent**
Gonzalez Sanchez et al.

(10) **Patent No.:** **US D627,644 S**
(45) **Date of Patent:** **** Nov. 23, 2010**

(54) **PIVOTING LID FOR A BEVERAGE CAN**

(76) Inventors: **Jose Francisco Gonzalez Sanchez**,
Salvador Espriu, 33, 1-B Caldes de
Montbui, Barcelona (ES) 08140;
Francisco Javier Cana Martinez,
Figueras, 115 Caldes de Montbui,
Barcelona (ES) 08140

(**) Term: **14 Years**

(21) Appl. No.: **29/359,230**

(22) Filed: **Apr. 7, 2010**

(51) **LOC (9) Cl.** **09-07**

(52) **U.S. Cl.** **D9/449; D9/454**

(58) **Field of Classification Search** D9/529,
D9/504, 503, 454, 453, 452, 450, 449, 447,
D9/446, 443, 435; D7/900, 396.2, 392.1;
222/556, 544, 494, 480, 472, 321.9, 212,
222/185.1; 220/837, 835, 813, 810, 375,
220/254.5; 215/305, 228, 226, 200

See application file for complete search history.

(56) **References Cited**

U.S. PATENT DOCUMENTS

D353,328 S	*	12/1994	Nuffer	D9/446
D419,879 S	*	2/2000	Robbins, III	D9/449
D426,772 S	*	6/2000	Kahl	D9/449
D445,687 S	*	7/2001	Gilbertson	D9/454
D464,173 S	*	10/2002	Orsomando	D28/82
D472,803 S	*	4/2003	Saunders	D9/423
D490,708 S	*	6/2004	Lown	D9/438

D517,916 S	*	3/2006	Satt	D9/449
D521,381 S	*	5/2006	Hicks et al.	D9/449
D521,866 S	*	5/2006	Hicks et al.	D9/449
D543,455 S	*	5/2007	Winner	D9/449
D582,274 S	*	12/2008	Vogel	D9/449
D604,614 S	*	11/2009	Janboecke	D9/454
D611,812 S	*	3/2010	Tardif	D9/449

* cited by examiner

Primary Examiner—Susan Bennett Hattan
(74) *Attorney, Agent, or Firm*—Sturm & Fix LLP

(57) **CLAIM**

The ornamental design for a pivoting lid for a beverage can, as shown and described.

DESCRIPTION

FIG. 1 is a perspective view of the pivoting lid for a beverage can showing my new design;

FIG. 2 is a perspective pivoted partially open view of my new design;

FIG. 3 is a side view, the other side being a mirror image of the side shown;

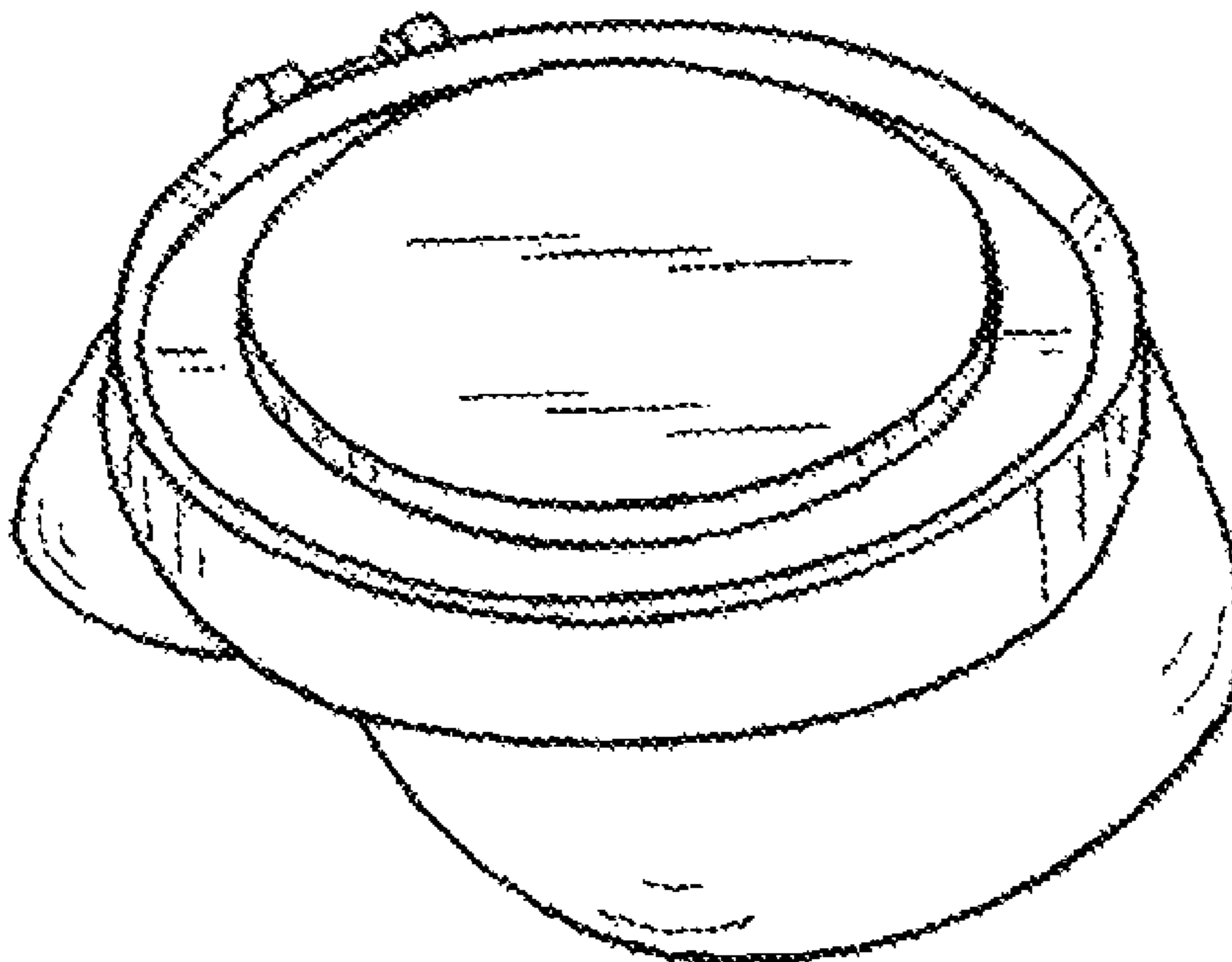
FIG. 4 is a front view of the pivoting lid for a beverage can;

FIG. 5 is a back view of the pivoting lid for a beverage can;

FIG. 6 is a top view of the pivoting lid for a beverage can as shown in FIG. 1; and,

FIG. 7 is a bottom view of the pivoting lid for a beverage can as shown in FIG. 1.

1 Claim, 1 Drawing Sheet



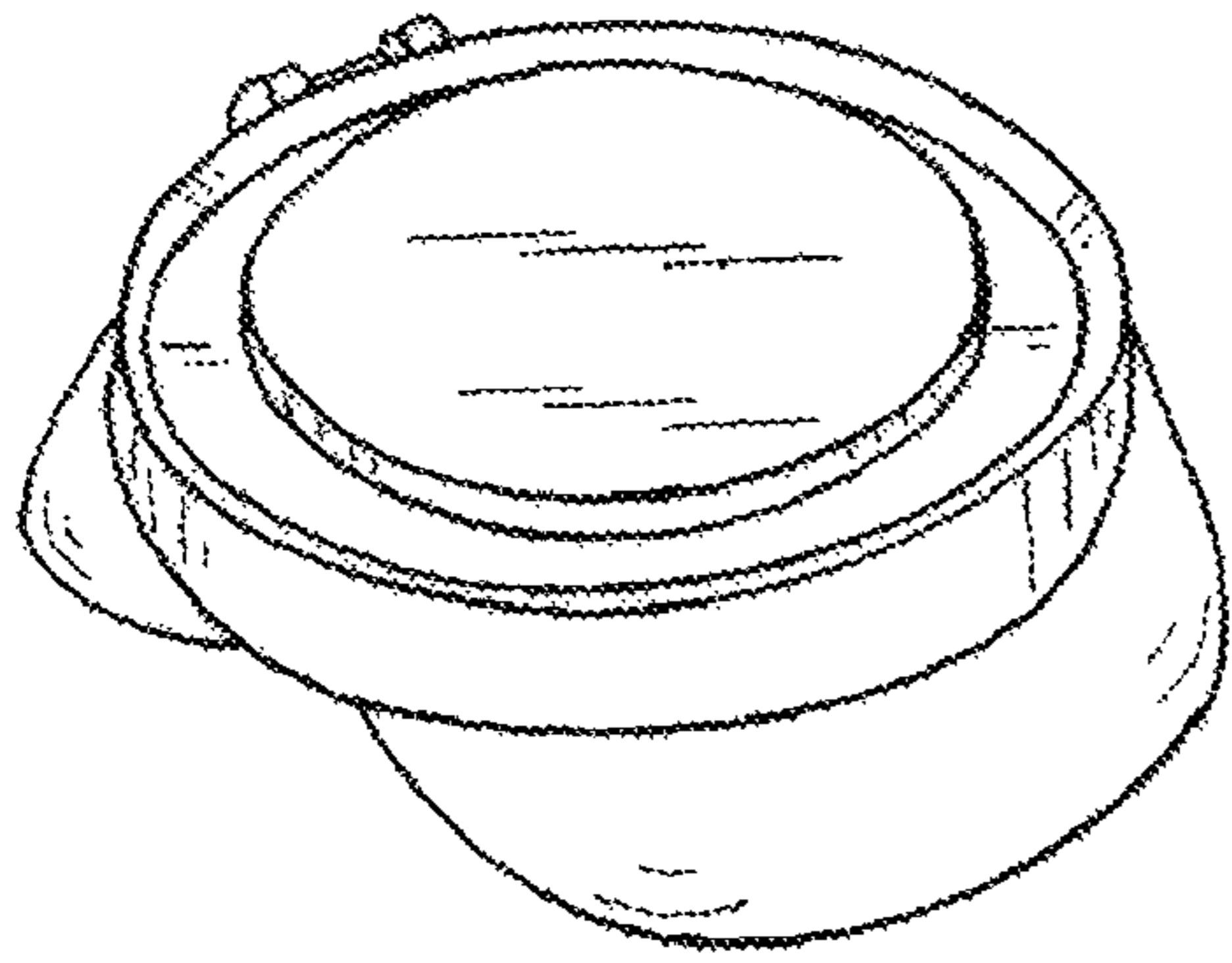


Fig. 1



Fig. 2




Fig. 3

Fig. 4



Fig. 5

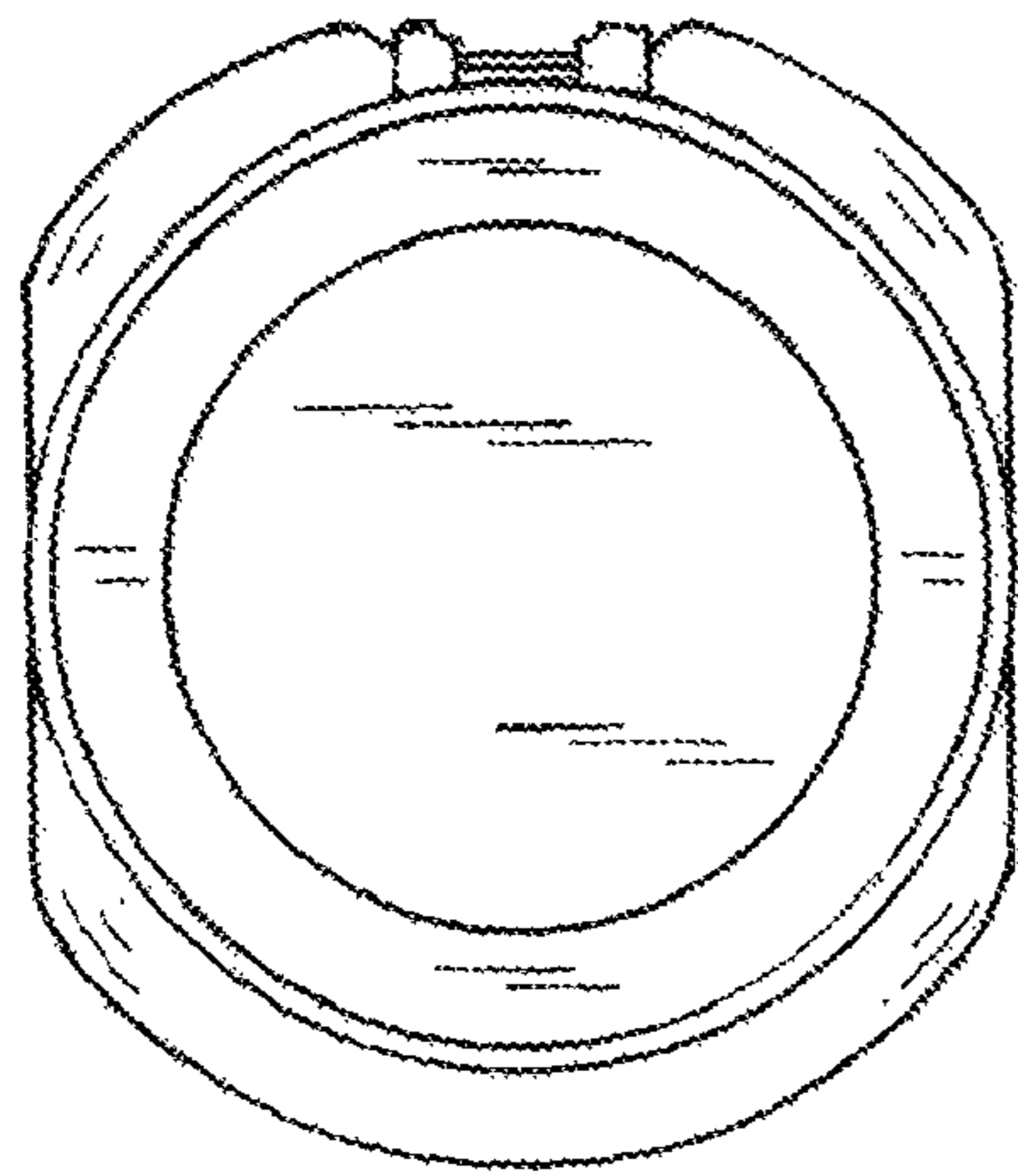
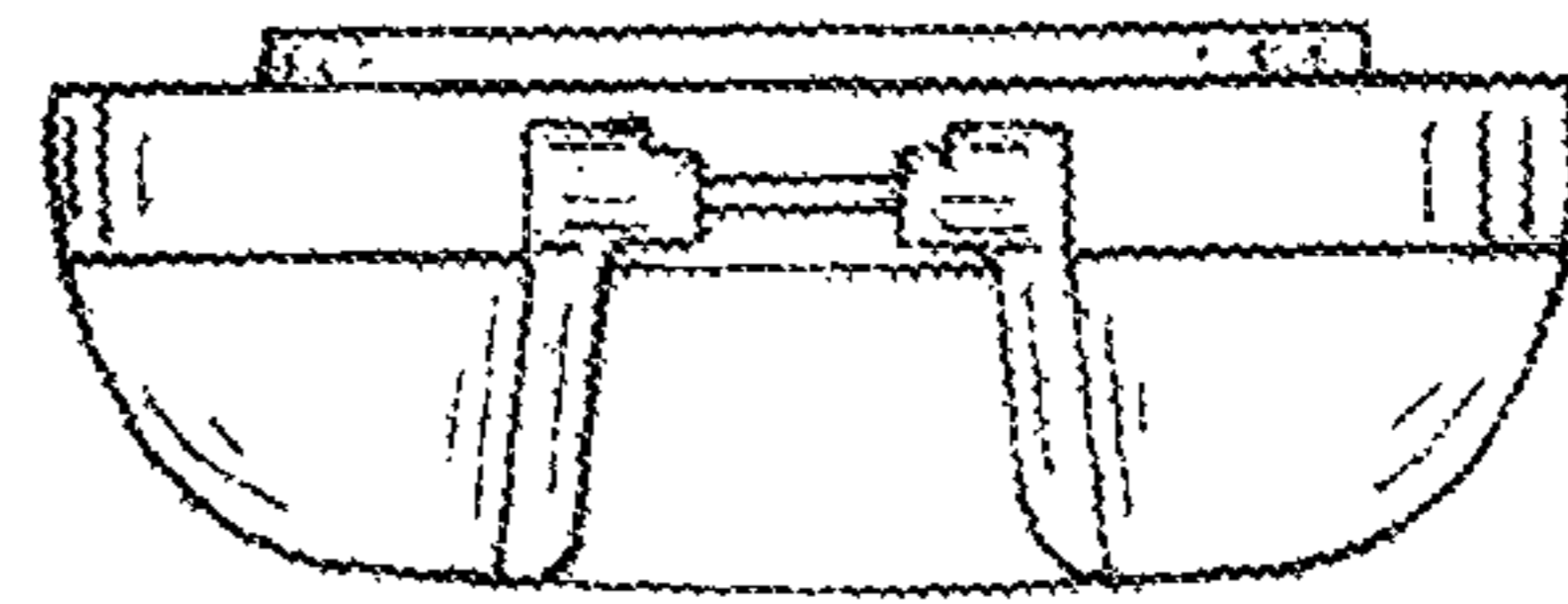


Fig. 6

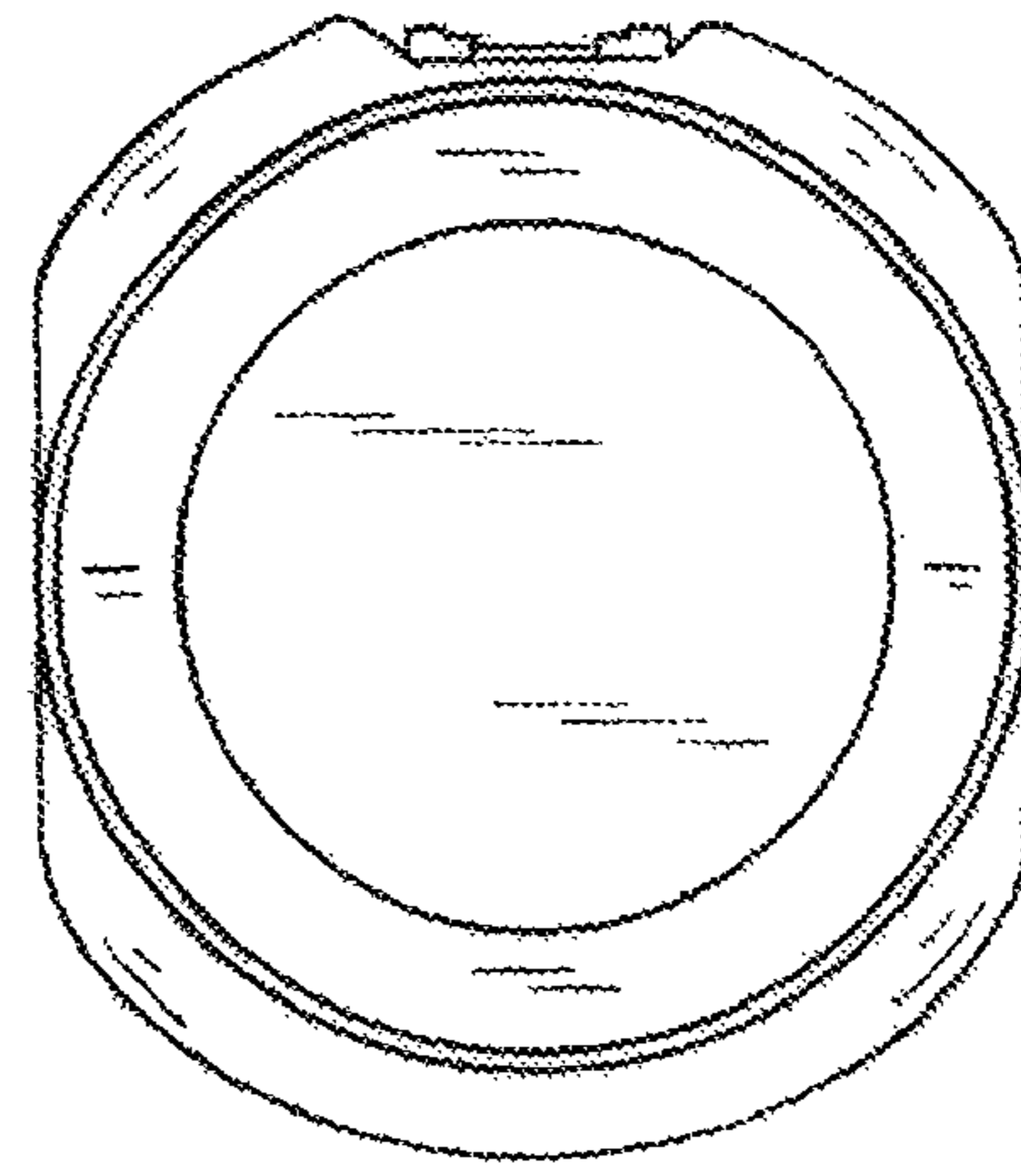


Fig. 7