



US00D627629S

(12) **United States Design Patent**
Sandinge

(10) **Patent No.:** **US D627,629 S**

(45) **Date of Patent:** **** Nov. 23, 2010**

(54) **BEAM SUPPORT BRACKET**

(75) Inventor: **Fredrik Sandinge**, Mölndal (SE)

(73) Assignee: **FlexLink Components AB** (SE)

(**) Term: **14 Years**

(21) Appl. No.: **29/357,153**

(22) Filed: **Mar. 8, 2010**

(30) **Foreign Application Priority Data**

Sep. 11, 2009 (EM) 001163935-0005

(51) **LOC (9) Cl.** **08-05**

(52) **U.S. Cl.** **D8/380**

(58) **Field of Classification Search** D8/382,
D8/381, 380, 373, 360, 359, 358, 354, 349;
D3/24; D15/5, 199, 147, 138; 474/7, 66,
474/47-53, 29, 198, 196, 161; 315/15; 248/638,
248/636, 250, 235, 200; 242/532.6, 530.3,
242/476.6, 118.6; 239/197; 160/315; 137/355.26,
137/355.2, 355.19, 355.16; 108/157.13,
108/147.12-147.17

See application file for complete search history.

(56) **References Cited**

U.S. PATENT DOCUMENTS

D296,760 S * 7/1988 McGrath D8/373
D366,856 S * 2/1996 Takimoto D11/218
D394,576 S * 5/1998 Gualandri D6/556

D561,570 S * 2/2008 Kubota D8/381
D600,540 S * 9/2009 Hansson et al. D8/380
D606,385 S * 12/2009 Hansson et al. D8/380
D609,081 S * 2/2010 Gulley D8/380
D615,852 S * 5/2010 Sullivan D8/380
D616,156 S * 5/2010 Bugno et al. D29/122
2007/0194185 A1 * 8/2007 Carothers et al. 248/200

* cited by examiner

Primary Examiner—Susan Bennett Hattan

(74) *Attorney, Agent, or Firm*—Schwegman, Lundberg & Woessner, P.A.

(57) **CLAIM**

The ornamental design for a beam support bracket, as shown and described.

DESCRIPTION

FIG. 1 is a front/top side perspective view of the beam support bracket according to my design;

FIG. 2 is a left side view with the top side oriented up thereof;

FIG. 3 is a front view with the top side oriented down thereof;

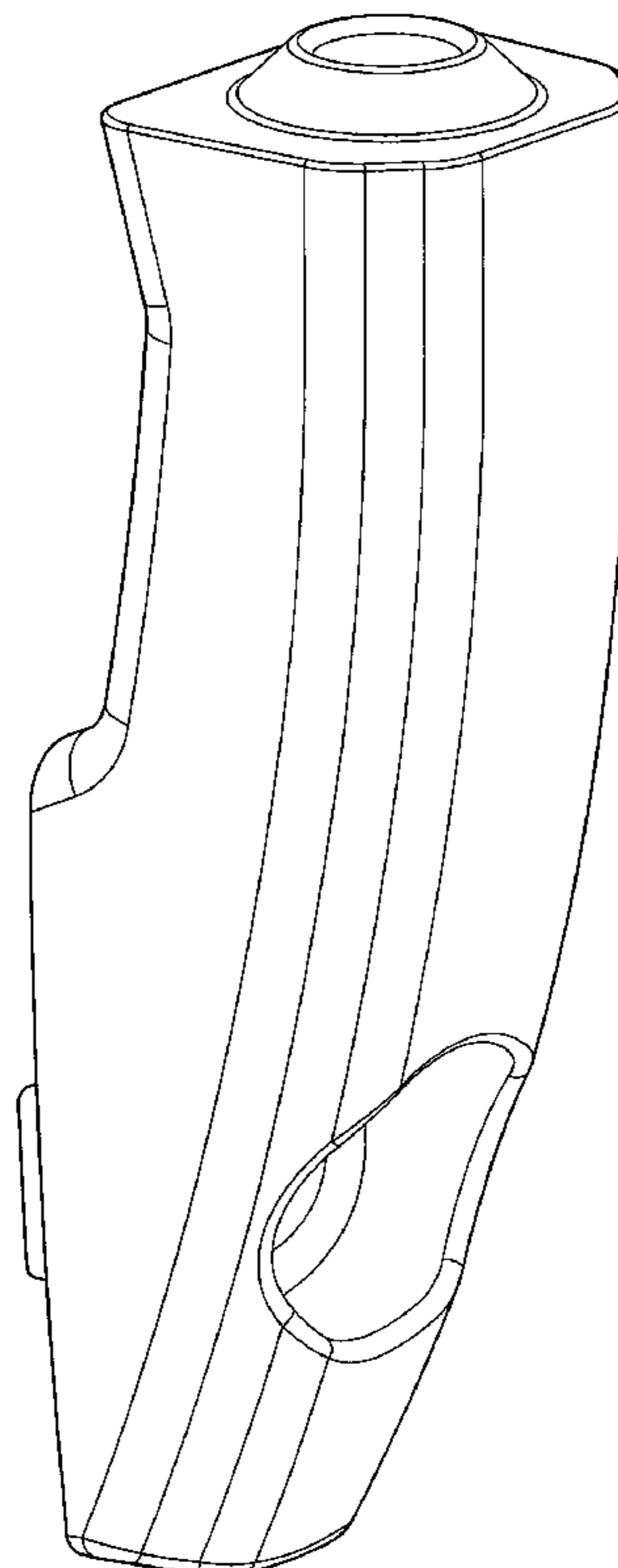
FIG. 4 is a right side view with the top side oriented to the right thereof;

FIG. 5 is a back side view with the back side oriented to the left thereof;

FIG. 6 is a bottom view thereof; and,

FIG. 7 is a top view thereof.

1 Claim, 6 Drawing Sheets



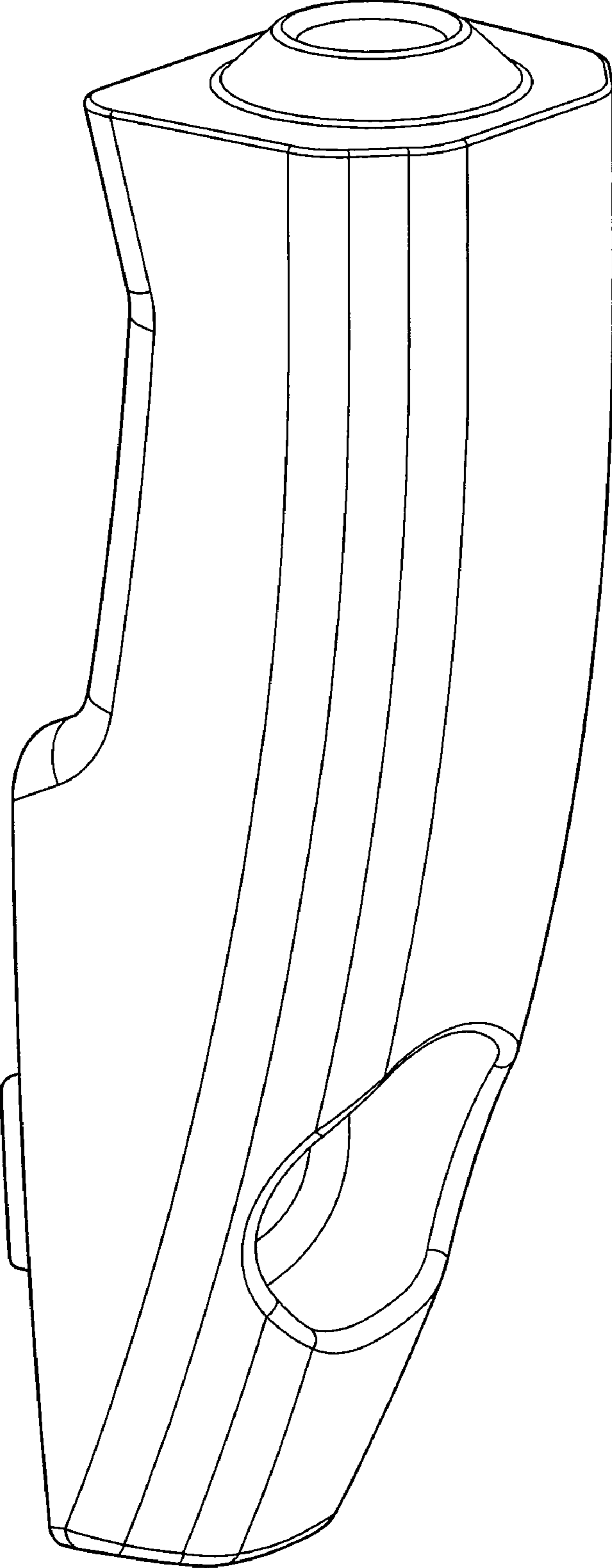


FIG. 1

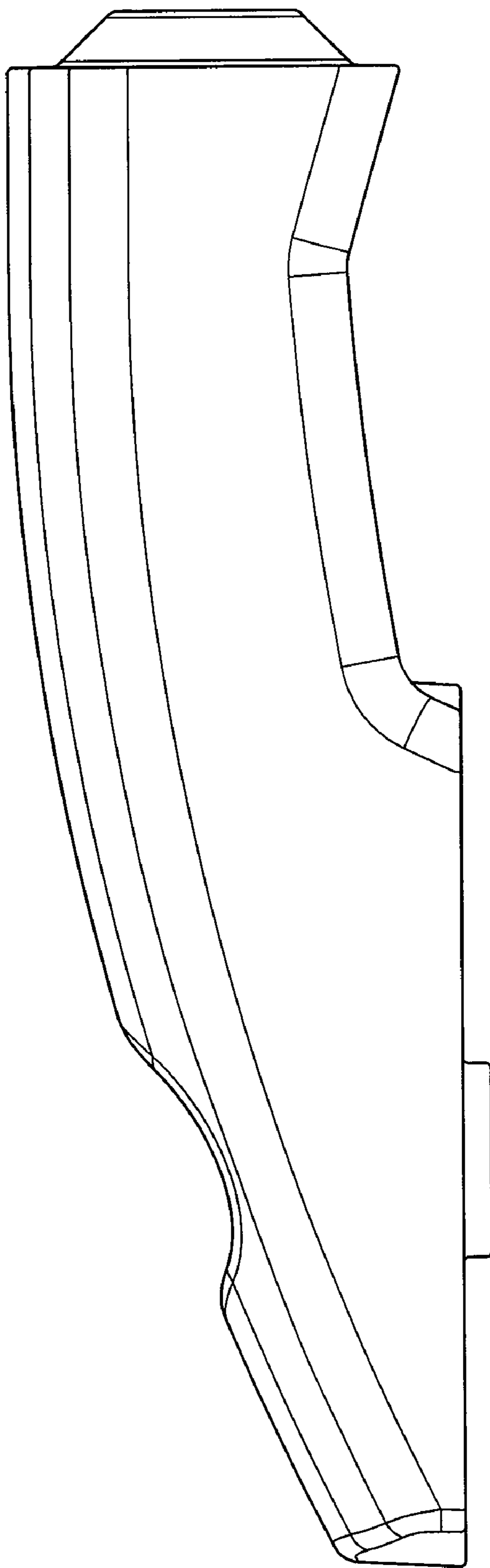


FIG. 2




FIG. 3

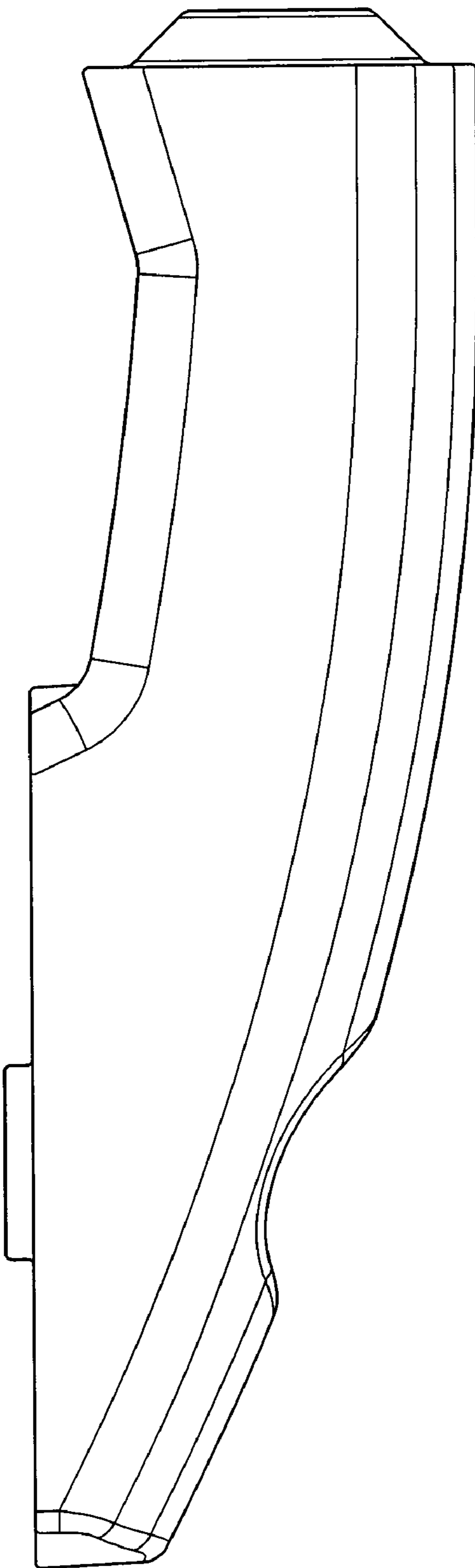


FIG. 4

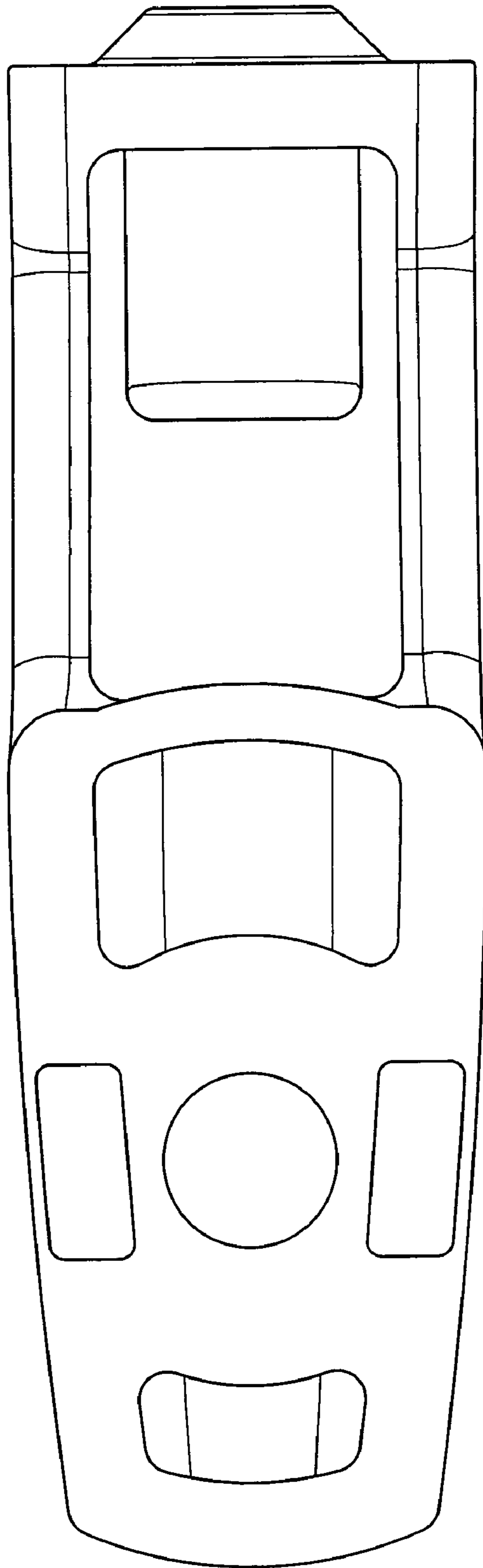


FIG. 5

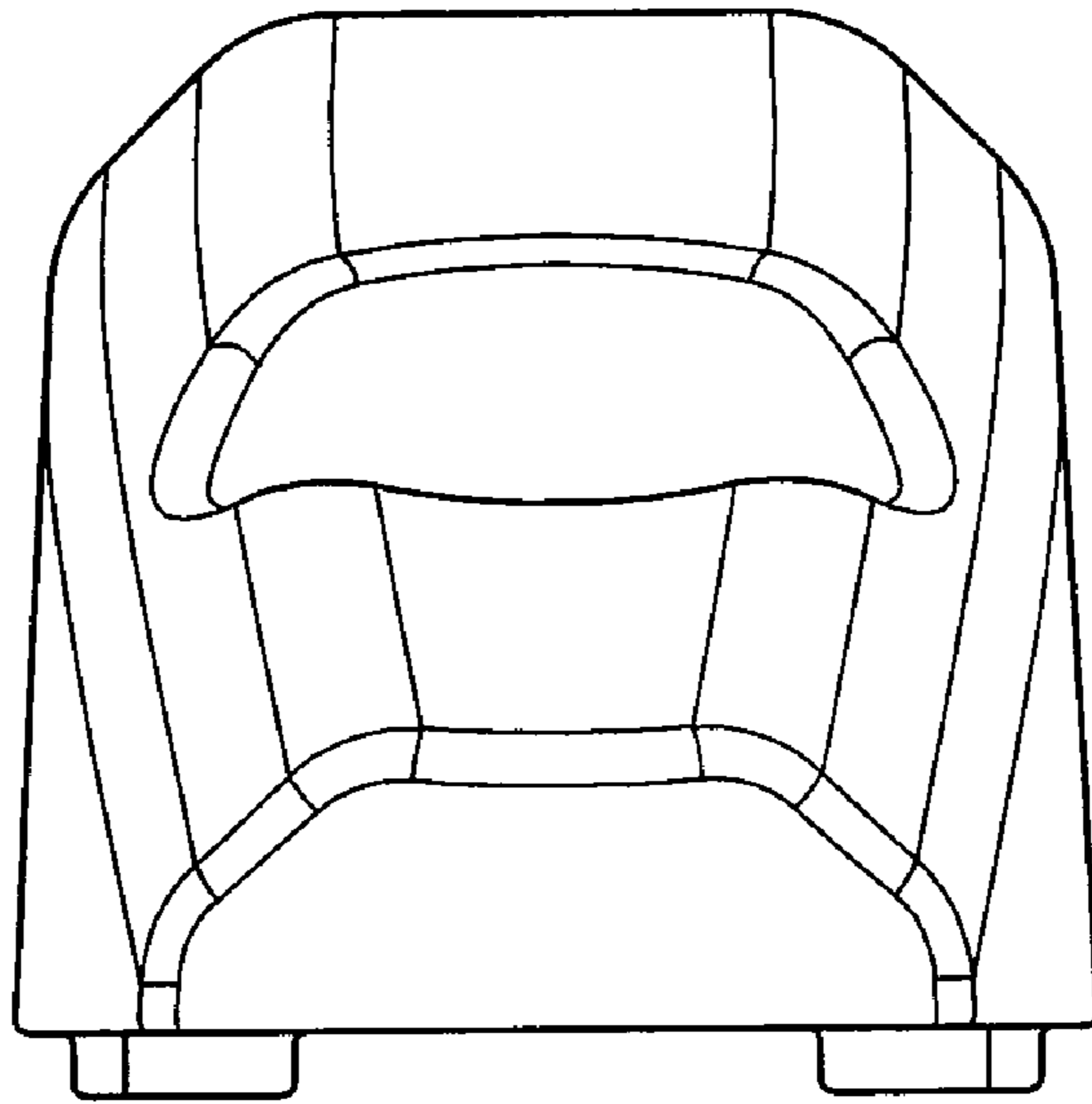


FIG. 6

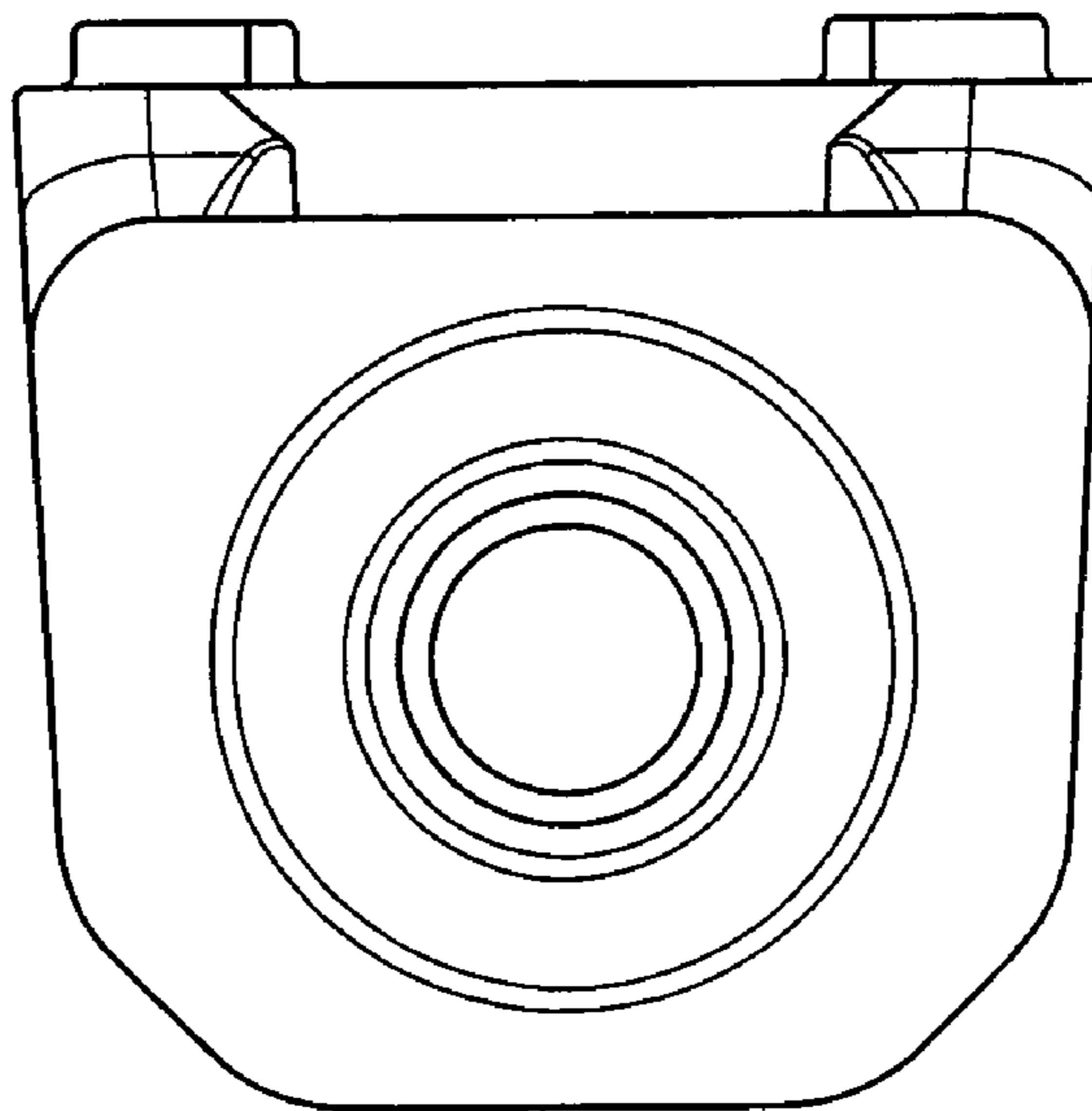


FIG. 7