



US00D627608S

(12) **United States Design Patent**
Markum

(10) **Patent No.:** **US D627,608 S**

(45) **Date of Patent:** **** Nov. 23, 2010**

(54) **DEVICE FOR MAKING FROZEN CONFECTIONS**

(76) Inventor: **Angela R. Markum**, 6514 Harbor View Dr., Hixson, TN (US) 37343

(**) Term: **14 Years**

(21) Appl. No.: **29/339,665**

(22) Filed: **Jul. 6, 2009**

Related U.S. Application Data

(63) Continuation-in-part of application No. 11/560,233, filed on Nov. 15, 2006, now abandoned.

(51) **LOC (9) Cl.** **07-04**

(52) **U.S. Cl.** **D7/672**

(58) **Field of Classification Search** D7/672-676, D7/368, 669; D9/702, 703, 707, 711; 249/110, 249/117, 119, 127, 129, 130, 61; 425/182; 426/79, 122, 393, 410, 413, 515; 229/69, 229/194, 213, 214

See application file for complete search history.

(56) **References Cited**

U.S. PATENT DOCUMENTS

- 3,129,815 A * 4/1964 Baxter 383/209
- 3,189,227 A * 6/1965 Hobbs et al. 222/94
- 4,145,449 A * 3/1979 Nelham 426/120
- 4,181,285 A * 1/1980 Vangedal-Nielsen 249/61
- 4,223,043 A * 9/1980 Johnson 426/122
- D288,409 S * 2/1987 Mikkelsen D9/703
- 4,813,646 A * 3/1989 Fujio 249/55

- 5,527,012 A * 6/1996 Vinkel et al. 249/61
- 5,846,446 A * 12/1998 Jackson 249/110
- D525,876 S * 8/2006 Riley D9/702
- D595,592 S * 7/2009 Beyer et al. D9/707

* cited by examiner

Primary Examiner—Terry A Wallace

(74) *Attorney, Agent, or Firm*—Kristina M. Grasso, Esq. PLLC

(57) **CLAIM**

The ornamental design for a device for making frozen confections, as shown and described.

DESCRIPTION

FIG. 1 is a perspective view of my new, original, and ornamental design for a device for making frozen confections;

FIG. 2 is a perspective view of a single compartment separated from the device for making frozen confections;

FIG. 3 is a front view of the device of FIG. 1. The undisclosed rear view is not being claimed;

FIG. 4 is a bottom view of the device of FIG. 1, when viewing FIG. 1 on a horizontal plane;

FIG. 5 is a bottom view of the device of FIG. 1, when viewing FIG. 1 on a vertical plane;

FIG. 6 is a top view of the device of FIG. 1, when viewing FIG. 1 on a horizontal plane;

FIG. 7 is a top view of the device of FIG. 1, when viewing FIG. 1 on a vertical plane; and,

FIG. 8 is a side view of the device of FIG. 1.

1 Claim, 5 Drawing Sheets

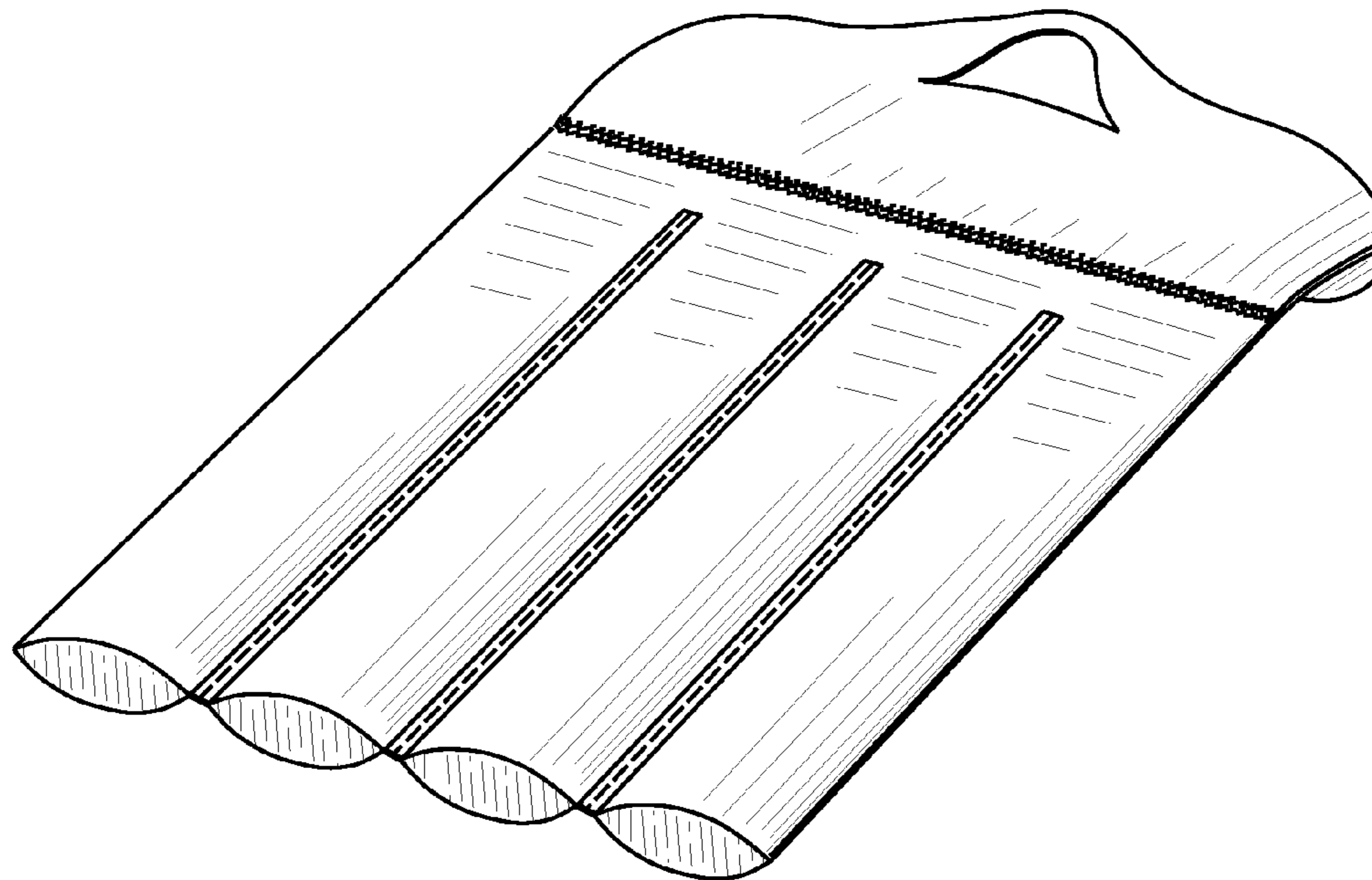


FIG. 1

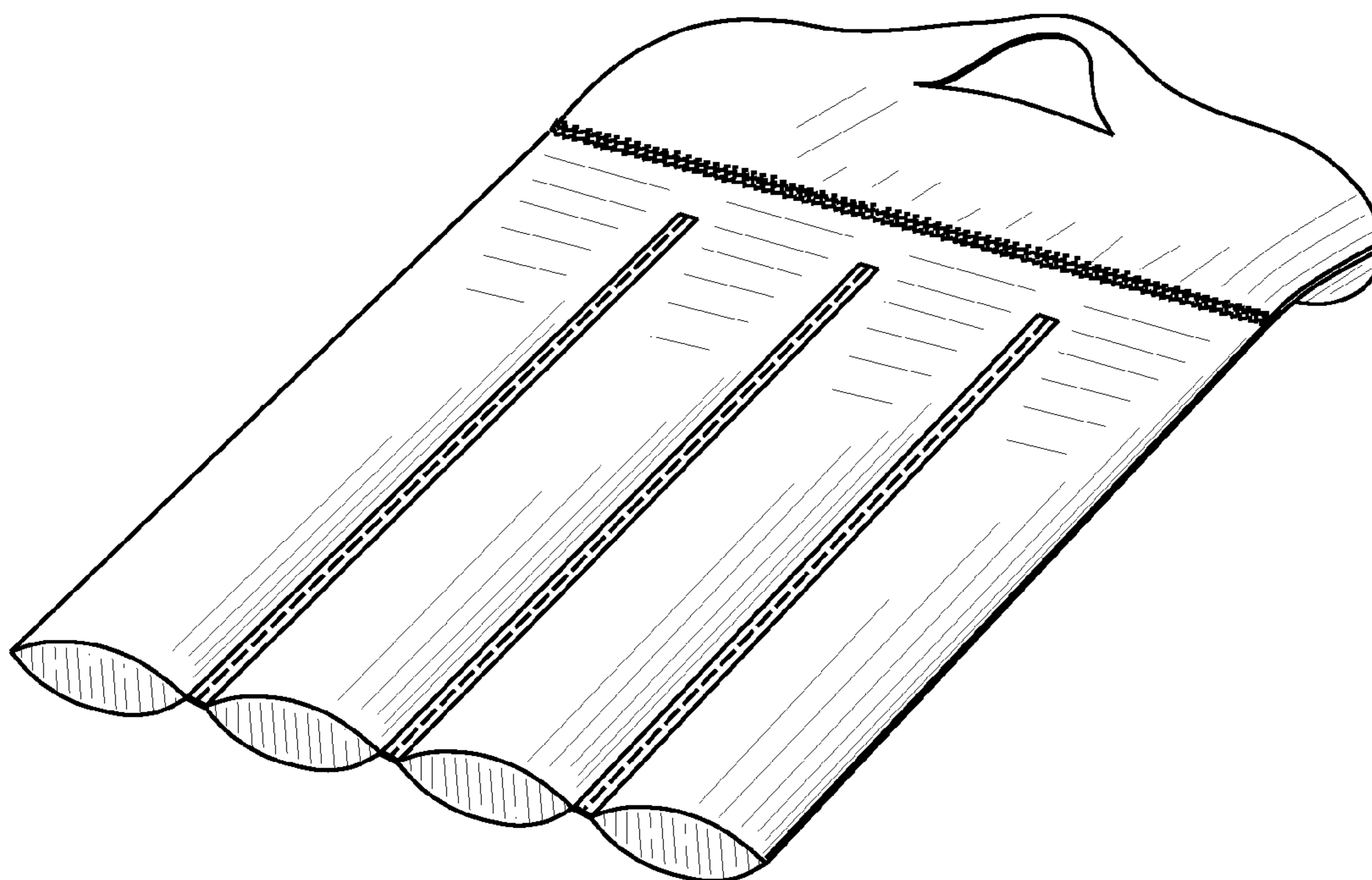


FIG. 2

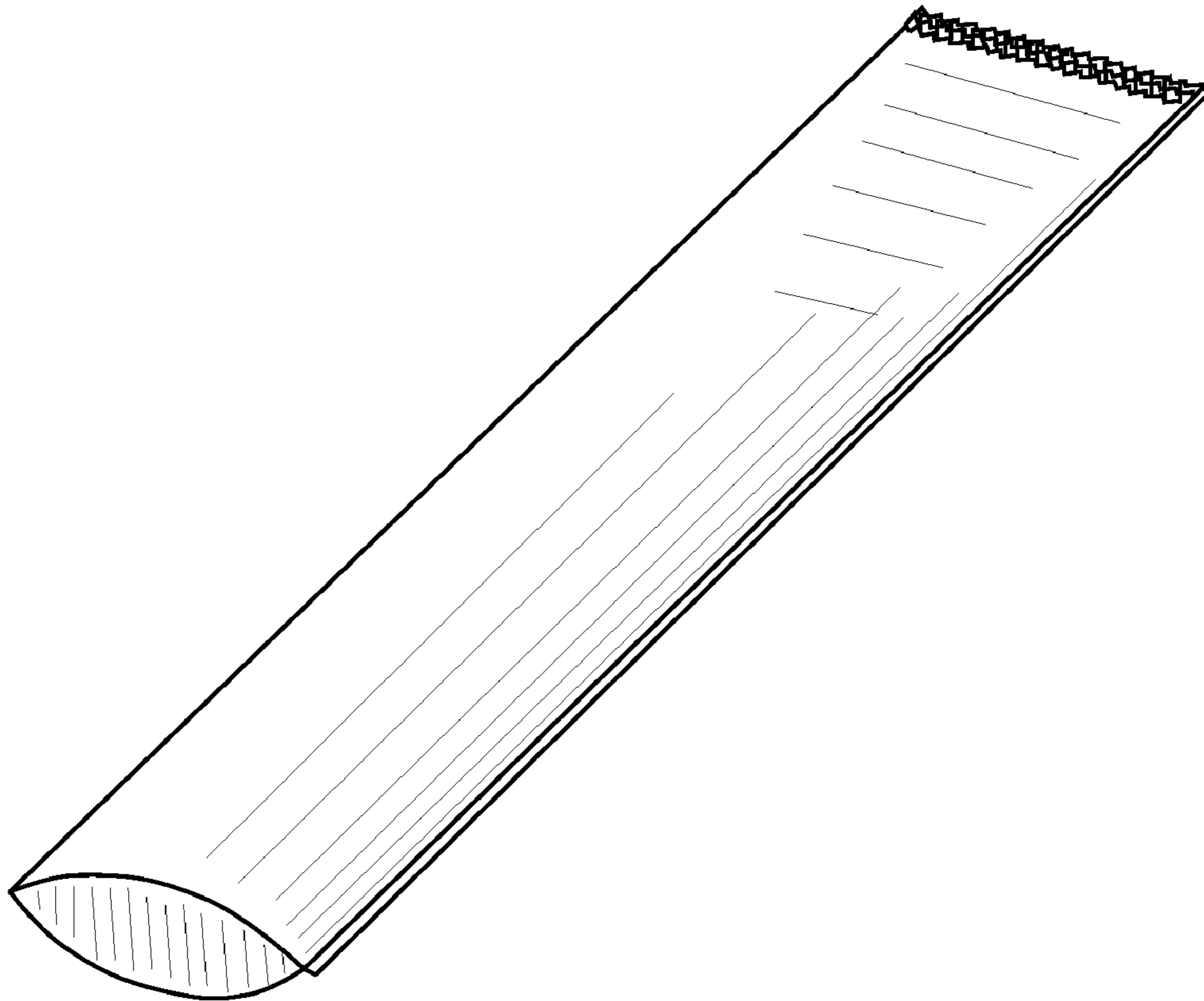


FIG. 3

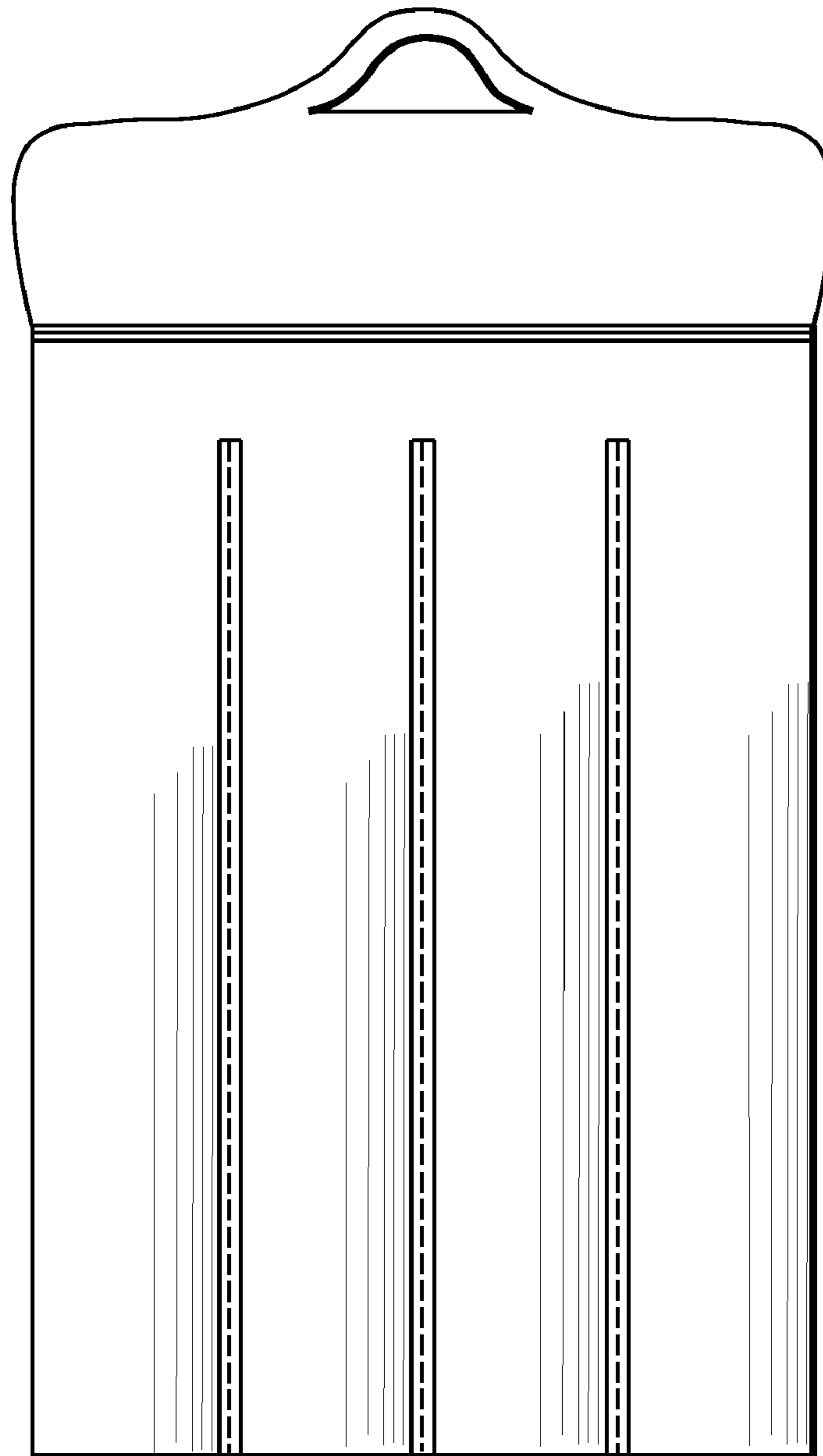


FIG. 4

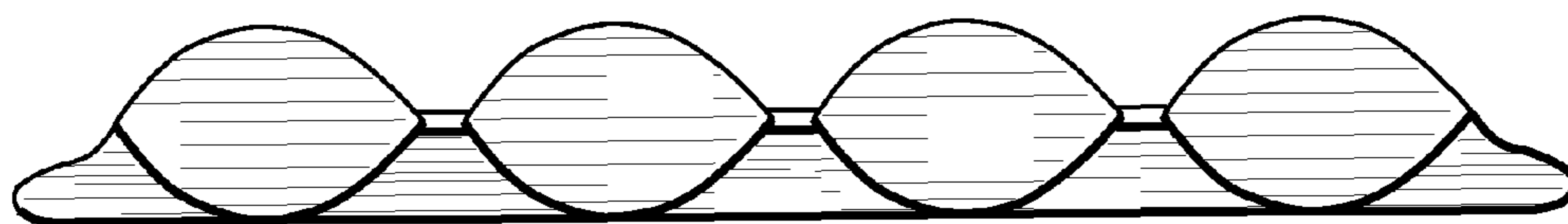


FIG. 5

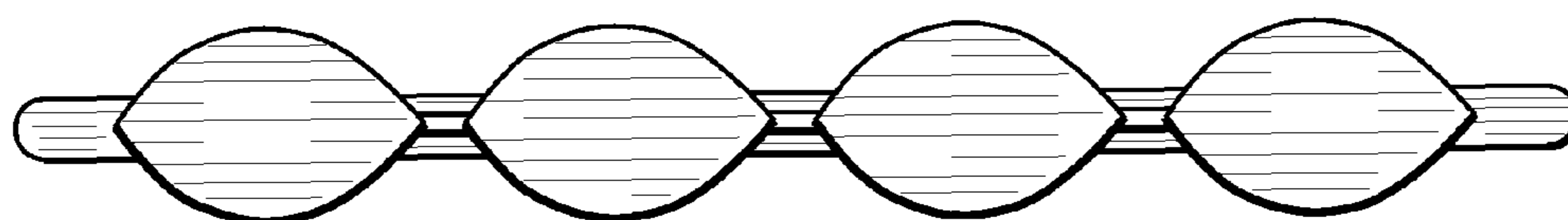


FIG. 6




FIG. 7

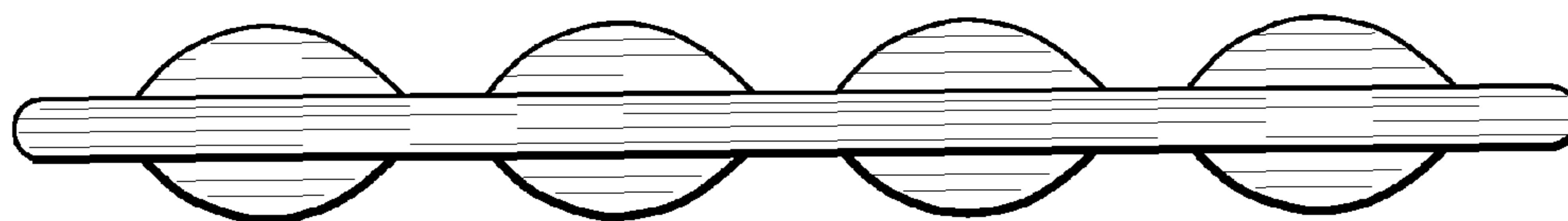


FIG. 8

