



US00D627601S

(12) **United States Design Patent**  
**Eyal**

(10) **Patent No.:** **US D627,601 S**

(45) **Date of Patent:** **\*\* Nov. 23, 2010**

(54) **BEVERAGE CONTAINER**

(76) **Inventor:** **Sharon Eyal**, 420 S. Lombard St.,  
Oxnard, CA (US) 93030

(\*\*) **Term:** **14 Years**

(21) **Appl. No.:** **29/359,041**

(22) **Filed:** **Apr. 5, 2010**

(51) **LOC (9) Cl.** ..... **07-01**

(52) **U.S. Cl.** ..... **D7/510; D7/511; D9/503**

(58) **Field of Classification Search** ..... **D7/509,**  
**D7/510, 511, 608, 392.1, 900; D9/503, 443,**  
**D9/446; 220/714, 737, 739; 224/148.7;**  
**215/228, 387, 11.6**

See application file for complete search history.

(56) **References Cited**

**U.S. PATENT DOCUMENTS**

D422,916 S *	4/2000	Herrmann	.....	D9/501
D458,133 S *	6/2002	Berish et al.	.....	D9/443
D458,134 S *	6/2002	Berish et al.	.....	D9/443
D479,800 S *	9/2003	McRae	.....	D9/443
D481,937 S *	11/2003	McRae	.....	D9/623
D482,607 S *	11/2003	McRae	.....	D9/614
D539,607 S *	4/2007	Lapsker	.....	D7/510
D553,914 S *	10/2007	Wahl	.....	D7/608
D572,585 S *	7/2008	Perrin et al.	.....	D9/443

D604,561 S *	11/2009	Chisholm	.....	D7/510
D614,918 S *	5/2010	Chisholm	.....	D7/510
D616,743 S *	6/2010	Cresswell et al.	.....	D9/443
D621,220 S *	8/2010	Lown et al.	.....	D7/510
D621,257 S *	8/2010	Gullickson et al.	.....	D9/443
D621,258 S *	8/2010	Gullickson et al.	.....	D9/443
2004/0217139 A1 *	11/2004	Roth et al.	.....	224/148.7

\* cited by examiner

*Primary Examiner*—Marianne Pandozzi

(74) *Attorney, Agent, or Firm*—Kleinberg & Lerner, LLP;  
Marvin H. Kleinberg

(57) **CLAIM**

The ornamental design for a beverage container, as shown and described.

**DESCRIPTION**

FIG. 1 is a top perspective view of a beverage container showing my new design;

FIG. 2 is a right side view thereof, the left side view being a mirror image thereof;


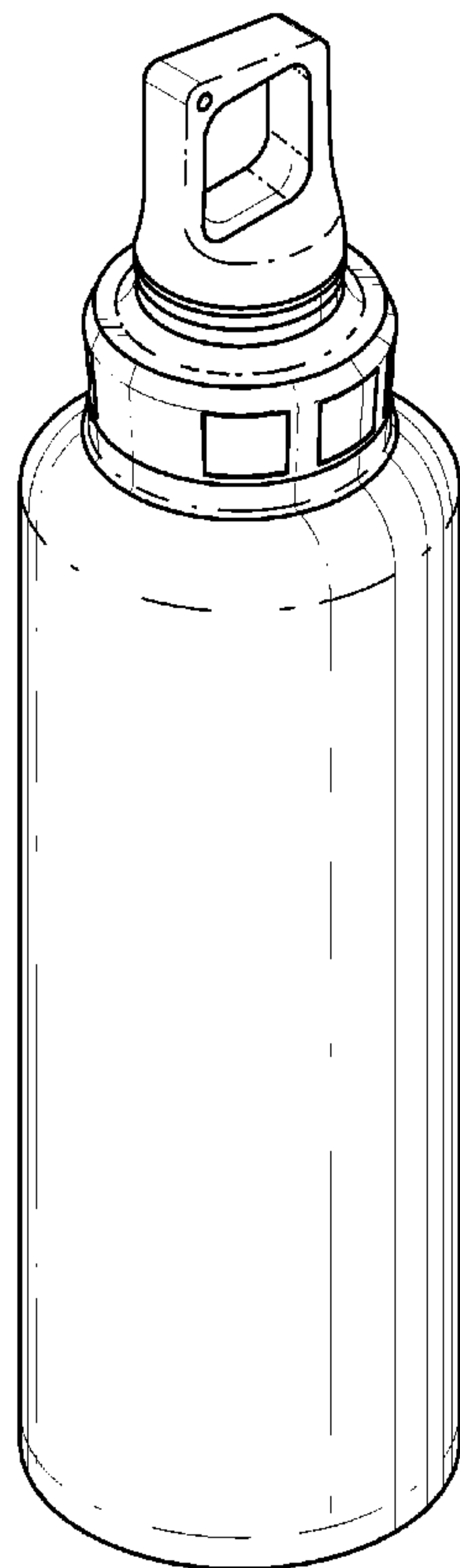
FIG. 3 is a side view of the beverage container of FIG. 1;

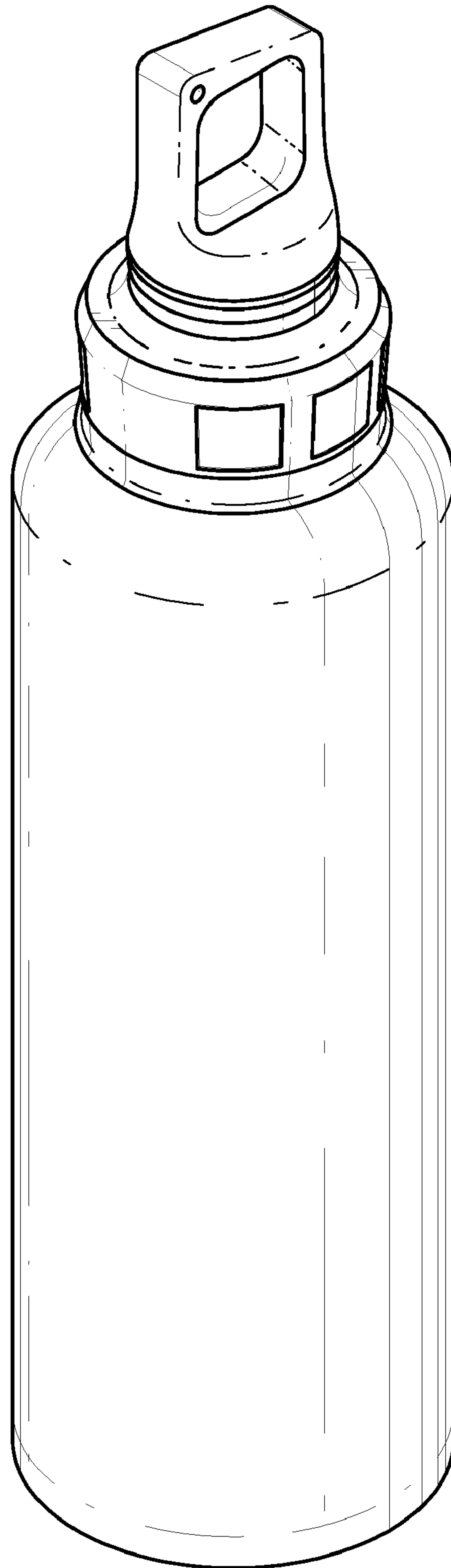
FIG. 4 is a front view of the beverage container of FIG. 1;

FIG. 5 is an enlarged top plan view thereof; and,


FIG. 6 is an enlarged bottom plan view thereof.

**1 Claim, 5 Drawing Sheets**






*FIG. 1*




*FIG. 2*



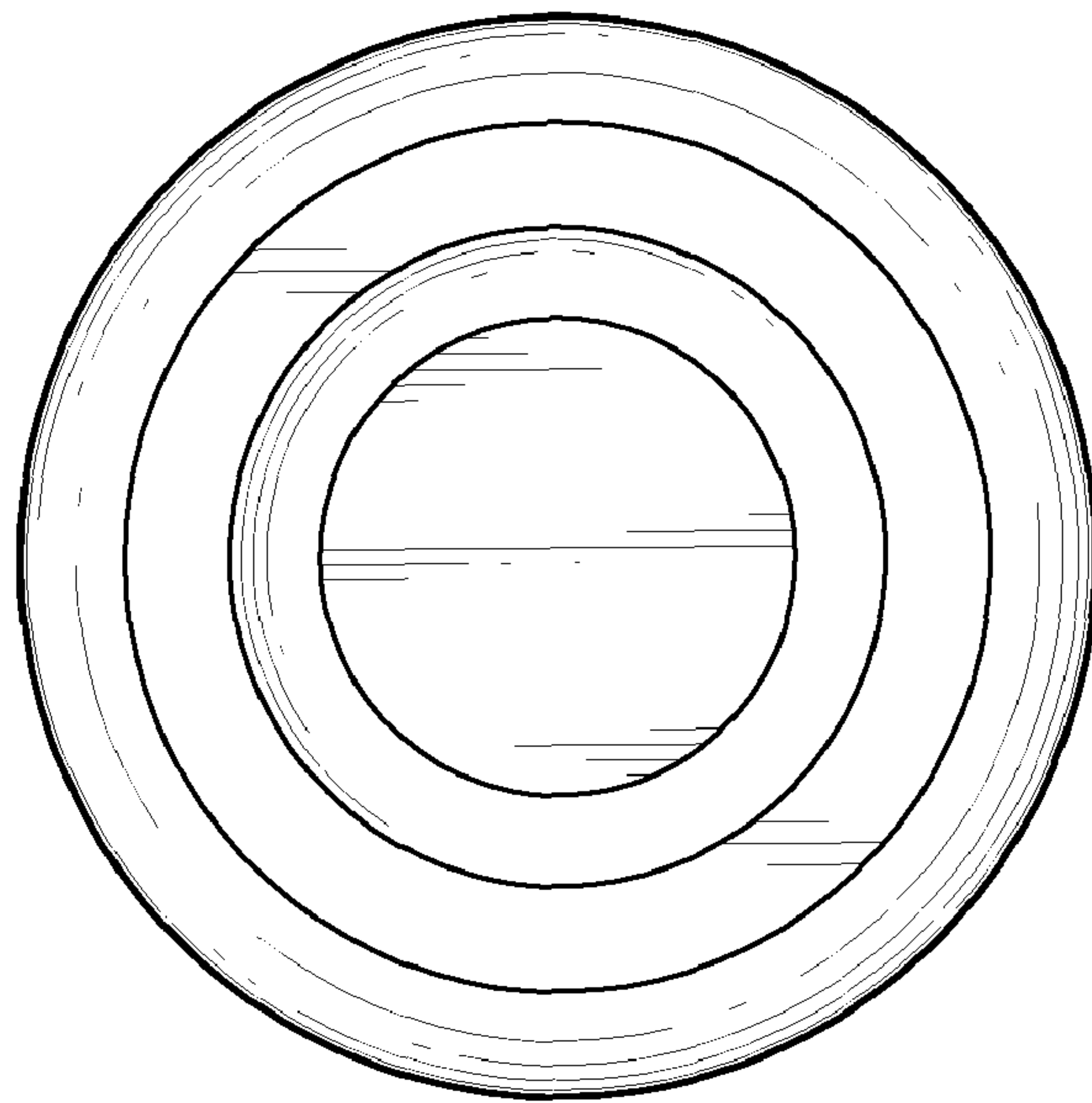
*FIG. 3*



*FIG. 4*



*FIG. 5*



*FIG. 6*