



US00D627581S

(12) **United States Design Patent**
Baca

(10) **Patent No.:** **US D627,581 S**

(45) **Date of Patent:** **** Nov. 23, 2010**

(54) **KEYED TUBE DISPENSER**

(76) Inventor: **Horatio John Baca**, 3132 E. 2500
South, New Harmony, UT (US) 84757

(**) Term: **14 Years**

(21) Appl. No.: **29/315,345**

(22) Filed: **Jun. 16, 2009**

(51) **LOC (9) Cl.** **23-02**

(52) **U.S. Cl.** **D6/541**

(58) **Field of Classification Search** D6/541;
211/13.1; 222/101, 102, 103, 95, 96, 97,
222/98, 99; 248/108

See application file for complete search history.

(56) **References Cited**

U.S. PATENT DOCUMENTS

4,010,873	A	*	3/1977	Mardirossian	D6/541
D261,453	S	*	10/1981	Pool	D6/541
D313,136	S	*	12/1990	Everett et al.	D6/541
D368,612	S	*	4/1996	Amin	D6/541
D398,467	S	*	9/1998	Kunik	D6/541
D420,843	S	*	2/2000	Cardillo	D6/541
D470,700	S	*	2/2003	Lai	D6/541

* cited by examiner

Primary Examiner—Brian N Vinson
(74) *Attorney, Agent, or Firm*—Stan Jones, Patents

(57) **CLAIM**

The ornamental design for a keyed tube dispenser, as shown and described.

DESCRIPTION

FIG. 1 is a top plan view of a keyed tube dispenser showing my new design, the bottom plan view being a mirror image of that shown;

FIG. 2 is a side elevational view of my keyed tube dispenser thereof;

FIG. 3 is an opposite side elevational view thereof;

FIG. 4 is an end elevational view thereof;

FIG. 5 is an opposite end elevational view thereof;

FIG. 6 is an end elevational view of the key portion thereof; and,

FIG. 7 is a top plan view of the key portion thereof;

The dispenser housing is omitted from the disclosure of FIGS. 6 and 7 for clarity of illustration, and the broken-line disclosure of a tube in the disclosure is for illustrative purposes only and forms no part of the claimed design.

1 Claim, 2 Drawing Sheets

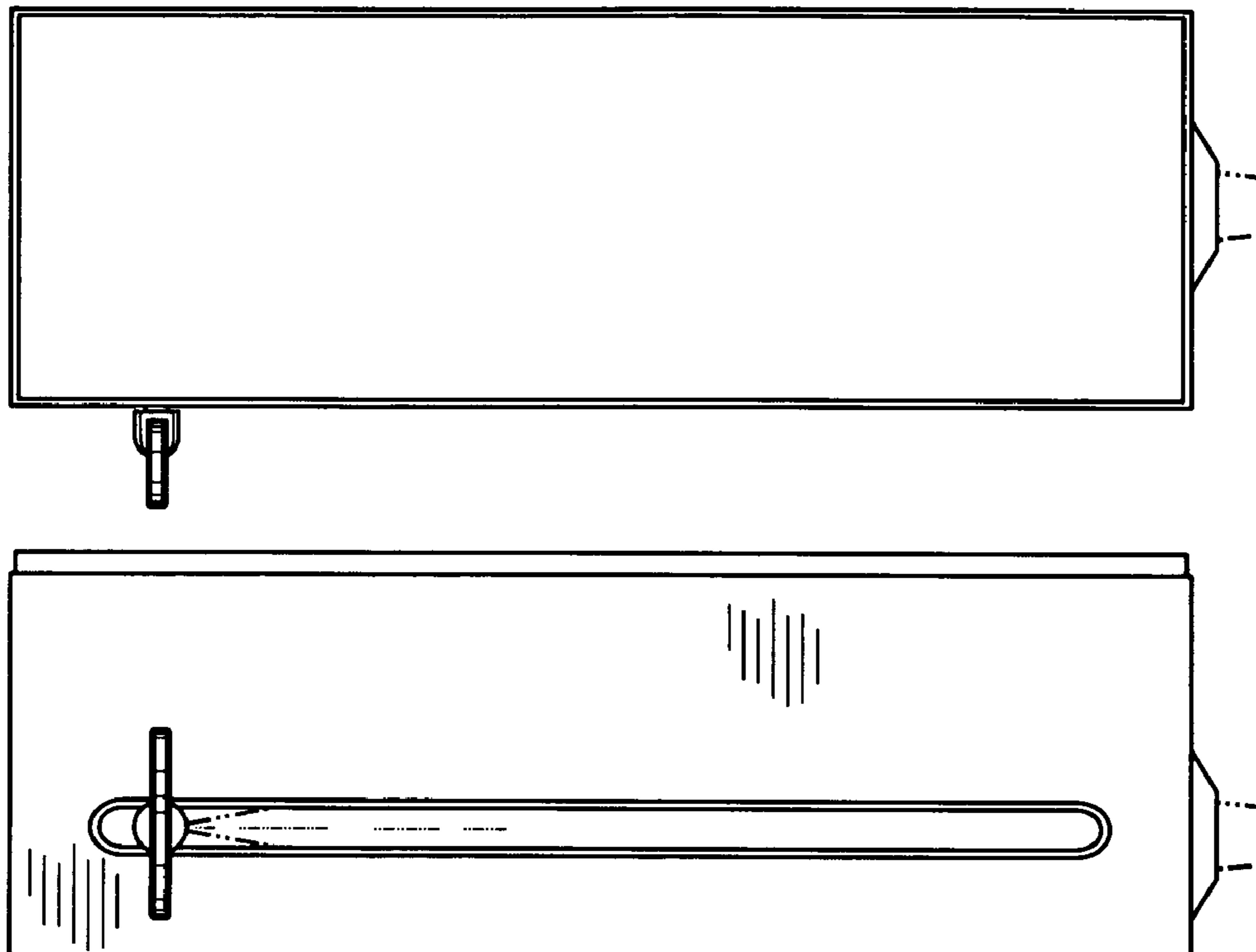


Fig. 1




Fig. 2

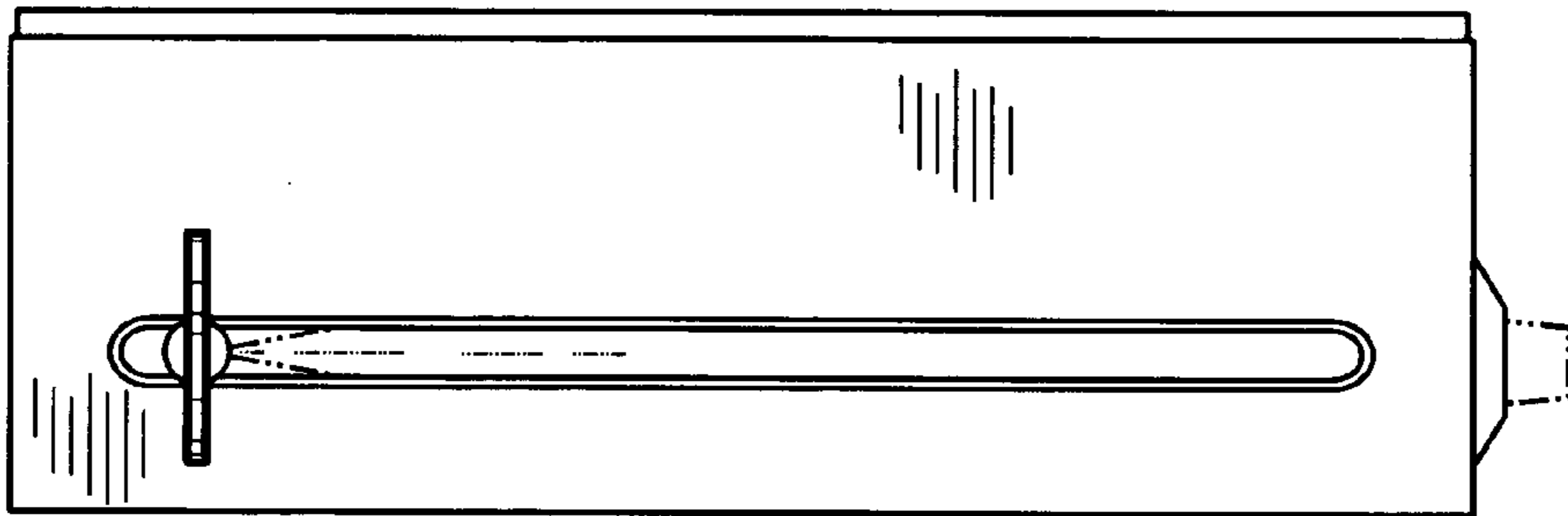


Fig. 3




Fig. 4

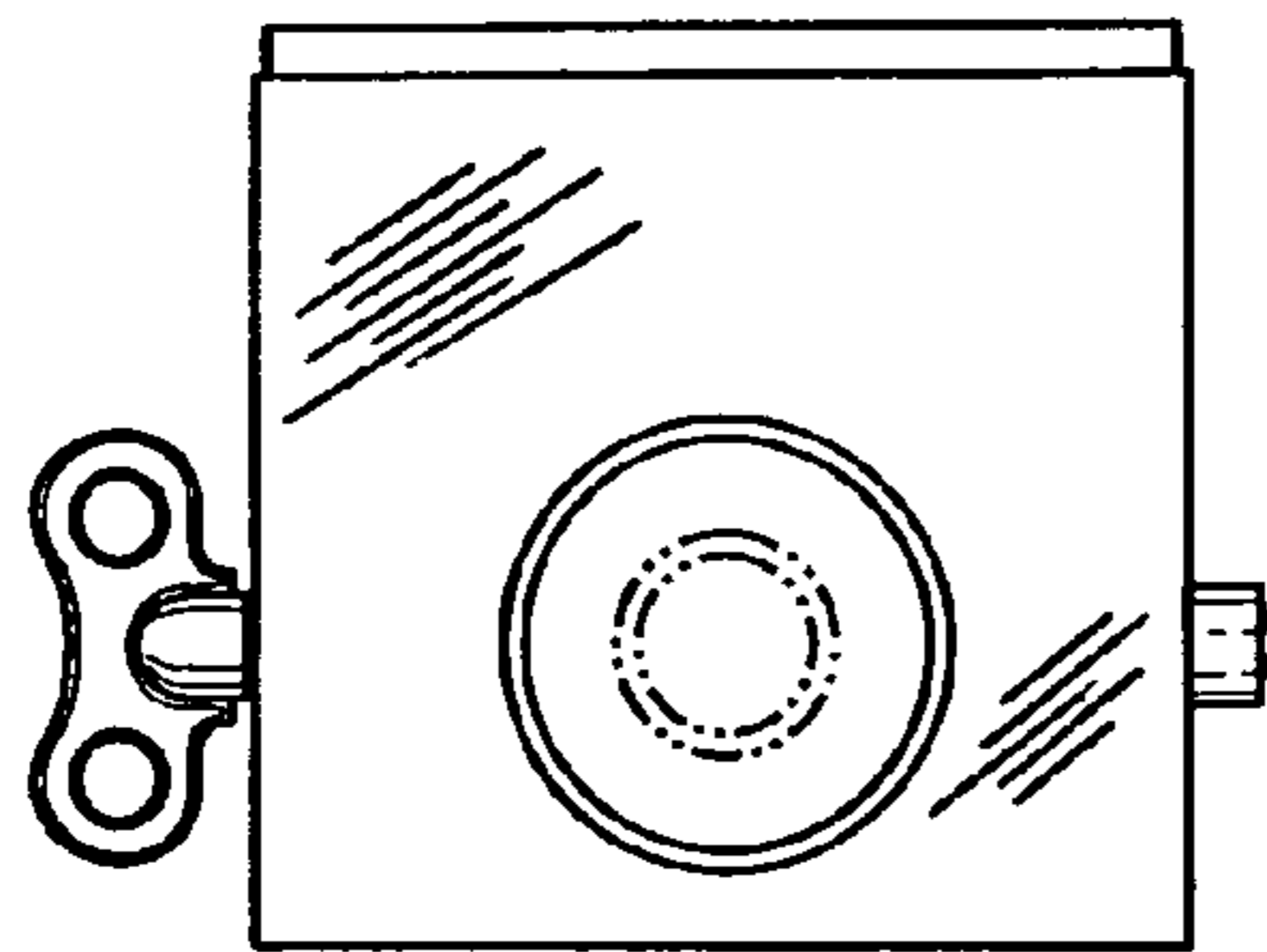


Fig. 5




Fig. 6

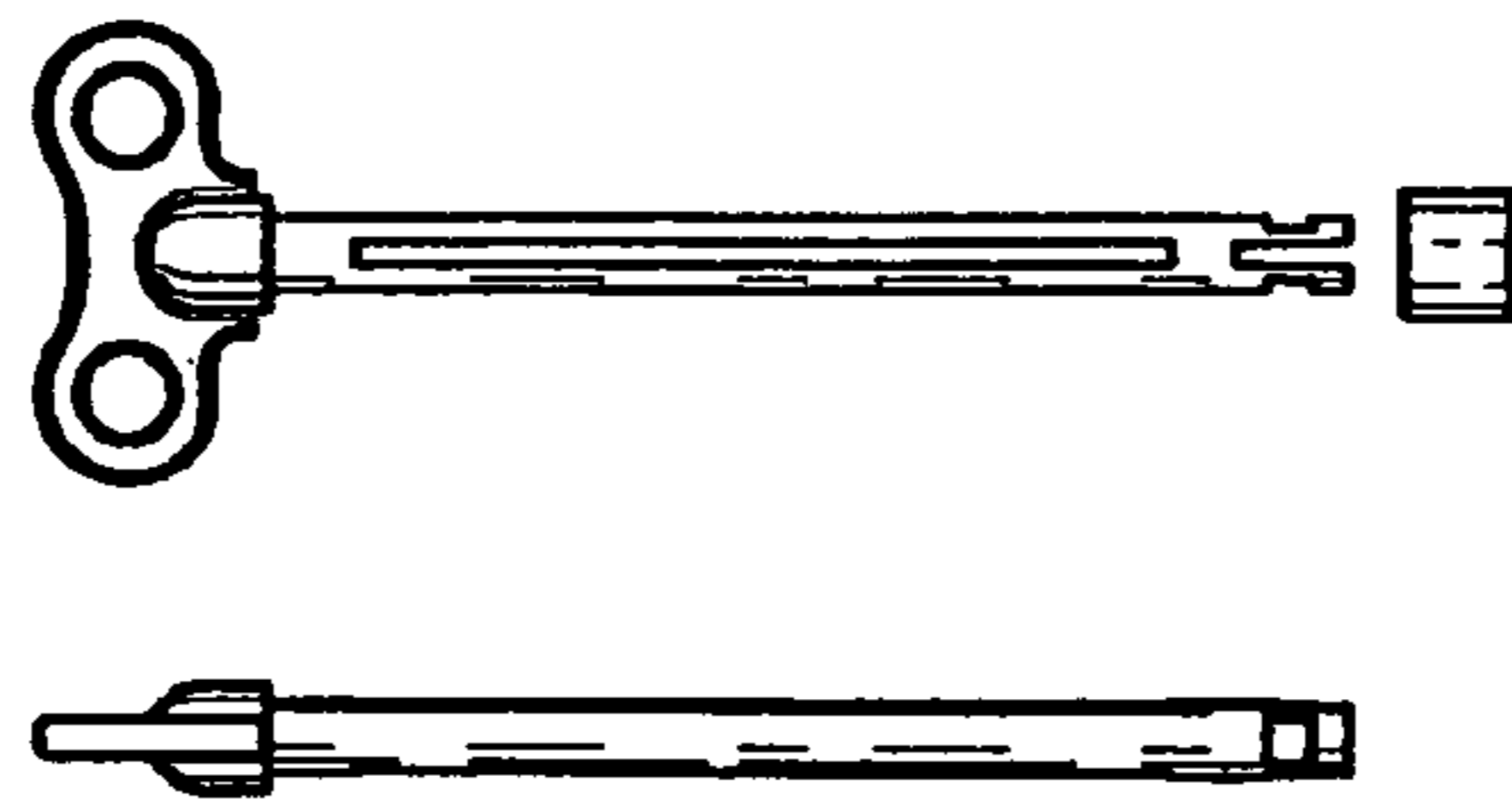


Fig. 7