



US00D627555S

(12) **United States Design Patent**
Elder

(10) **Patent No.:** **US D627,555 S**
(45) **Date of Patent:** **** Nov. 23, 2010**

(54) **UMBRELLA SHELTER**

(76) Inventor: **James Christopher Elder**, 1011
Magnolia Dr., Carrollton, TX (US)
75007

5,979,434 A 11/1999 Bilanzich
D419,759 S 2/2000 Goudarzi
6,039,063 A 3/2000 Lin et al.
6,085,768 A 7/2000 Arlotta
6,138,700 A 10/2000 Stoddart

(**) Term: **14 Years**

(Continued)

(21) Appl. No.: **29/358,757**

FOREIGN PATENT DOCUMENTS

(22) Filed: **Mar. 31, 2010**

JP 2000093219 A 4/2000

Related U.S. Application Data

(Continued)

(63) Continuation of application No. 29/338,325, filed on
Jun. 9, 2009, now Pat. No. Des. 623,844, and a con-
tinuation of application No. 12/466,426, filed on May
15, 2009.

OTHER PUBLICATIONS

International Search Report mailed Jan. 4, 2010 in International
Application No. PCT/US2009/046607.

(51) **LOC (9) Cl.** **03-03**
(52) **U.S. Cl.** **D3/5**
(58) **Field of Classification Search** D3/5,
D3/10, 12, 13, 16, 17; 135/15.1, 23, 20.1,
135/20.3, 25.31, 33.7, 39, 40, 25.01, 21,
135/16, 44

Primary Examiner—Doris Clark
(74) *Attorney, Agent, or Firm*—Kenneth H. Obriner; Perkins
Coie LLP

See application file for complete search history.

(57) **CLAIM**

The ornamental design for an umbrella shelter, substantially
as shown and described.

(56) **References Cited**

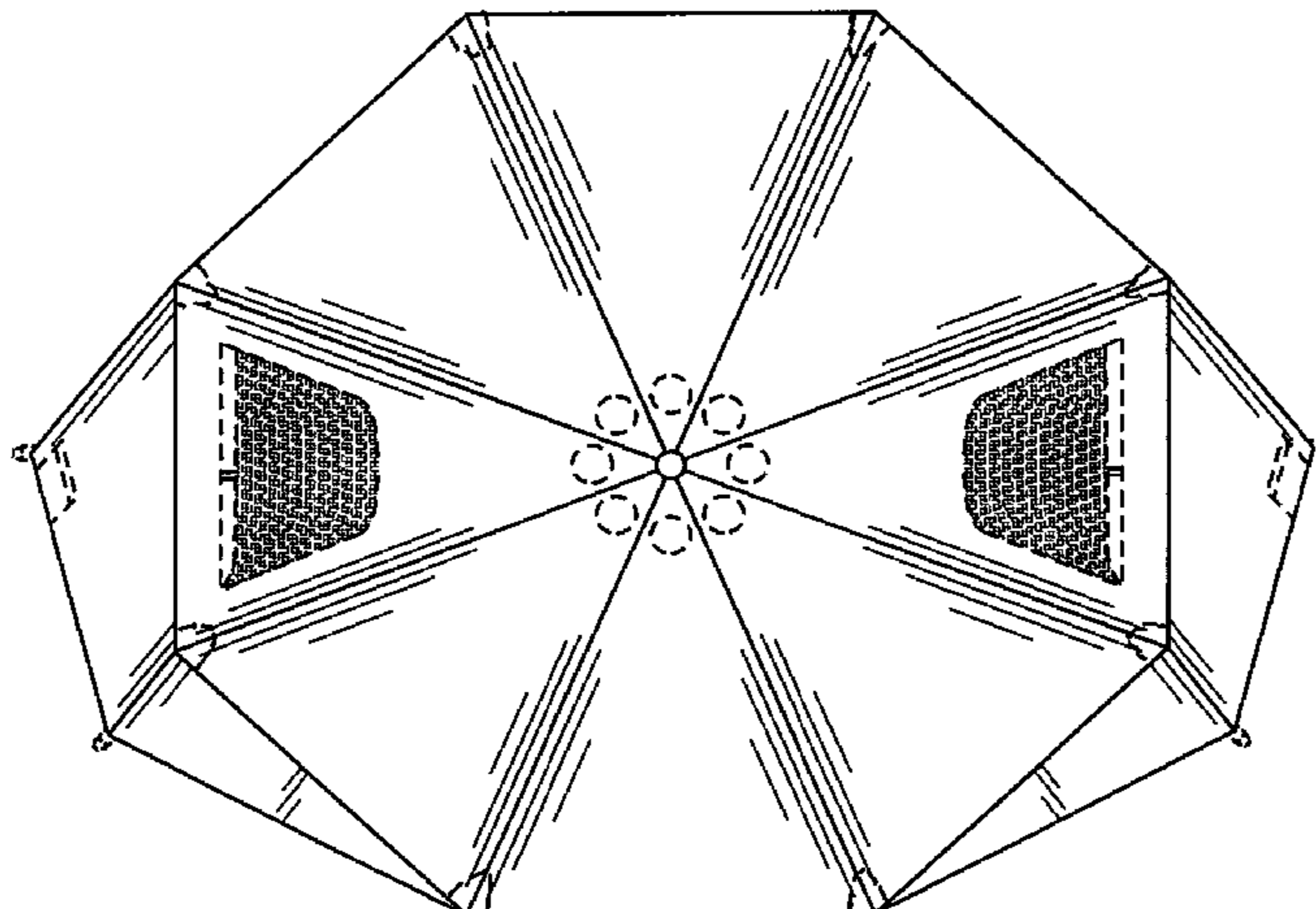
DESCRIPTION

U.S. PATENT DOCUMENTS

1,581,843 A 4/1926 Little, Sr.
1,774,909 A 9/1930 Wells
2,024,105 A 12/1935 Landman
2,934,076 A 4/1960 Fulke
3,456,661 A 7/1969 Farley
4,086,931 A 5/1978 Hall
4,449,542 A 5/1984 McSwain et al.
4,499,133 A 2/1985 Prince
D294,538 S 3/1988 De Marr
4,821,353 A 4/1989 Neri
4,958,652 A 9/1990 Maya
5,505,221 A * 4/1996 Gao 135/20.1
5,551,464 A 9/1996 Kelly
5,692,720 A 12/1997 Griggs
D390,696 S 2/1998 Bauman
5,806,547 A 9/1998 Derlinga

FIG. 1 is a perspective view showing my new design.
FIG. 2 is a top view.
FIG. 3 is a bottom view.
FIG. 4 is a rear view. The front view is the same as the rear
view; and,
FIG. 5 is a left side view. The right side view is a mirror image
of the left side view.
The shaded areas in FIGS. 1-3 and 5 are screen mesh and are
not claimed.
The broken lines are for illustrative purposes only and form
no part of the claimed design.

1 Claim, 5 Drawing Sheets



US D627,555 S

Page 2

U.S. PATENT DOCUMENTS

6,453,922 B1 9/2002 Dufort
6,698,440 B2 3/2004 Beyer et al.
6,866,053 B2 3/2005 You
D516,294 S * 3/2006 Olson et al. D3/5
D521,229 S 5/2006 Mariano
7,240,683 B2 7/2007 Zutich
7,316,239 B2 1/2008 Yang
D572,463 S * 7/2008 Richardson D3/5

7,493,908 B2 2/2009 Carter et al.
2004/0020522 A1 2/2004 James
2005/0011134 A1 1/2005 Boltan et al.
2009/0007947 A1 1/2009 Spangenberg
2009/0301531 A1 12/2009 Elder

FOREIGN PATENT DOCUMENTS

JP 2003-033211 A 2/2003

* cited by examiner




FIG. 1

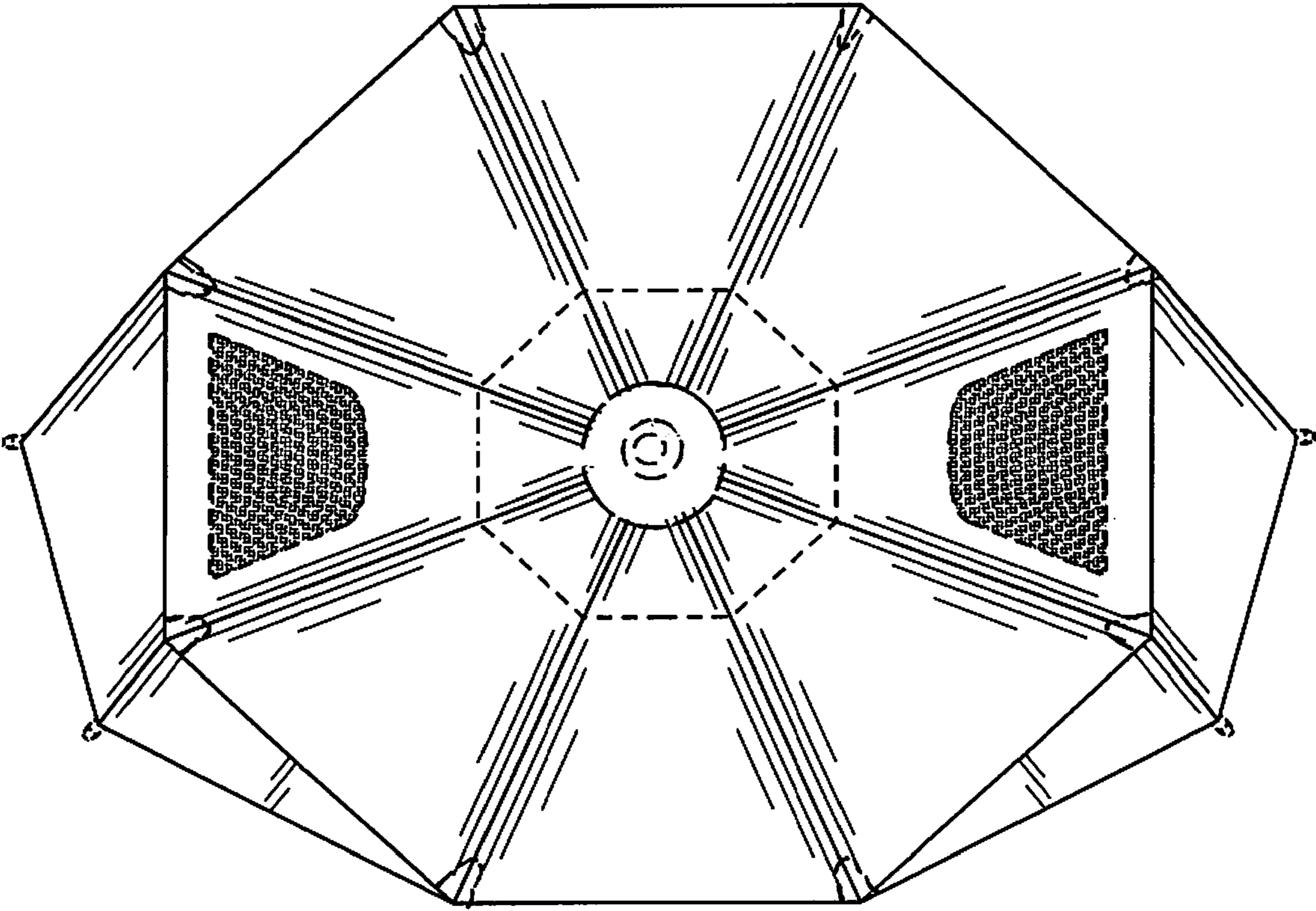


FIG. 2

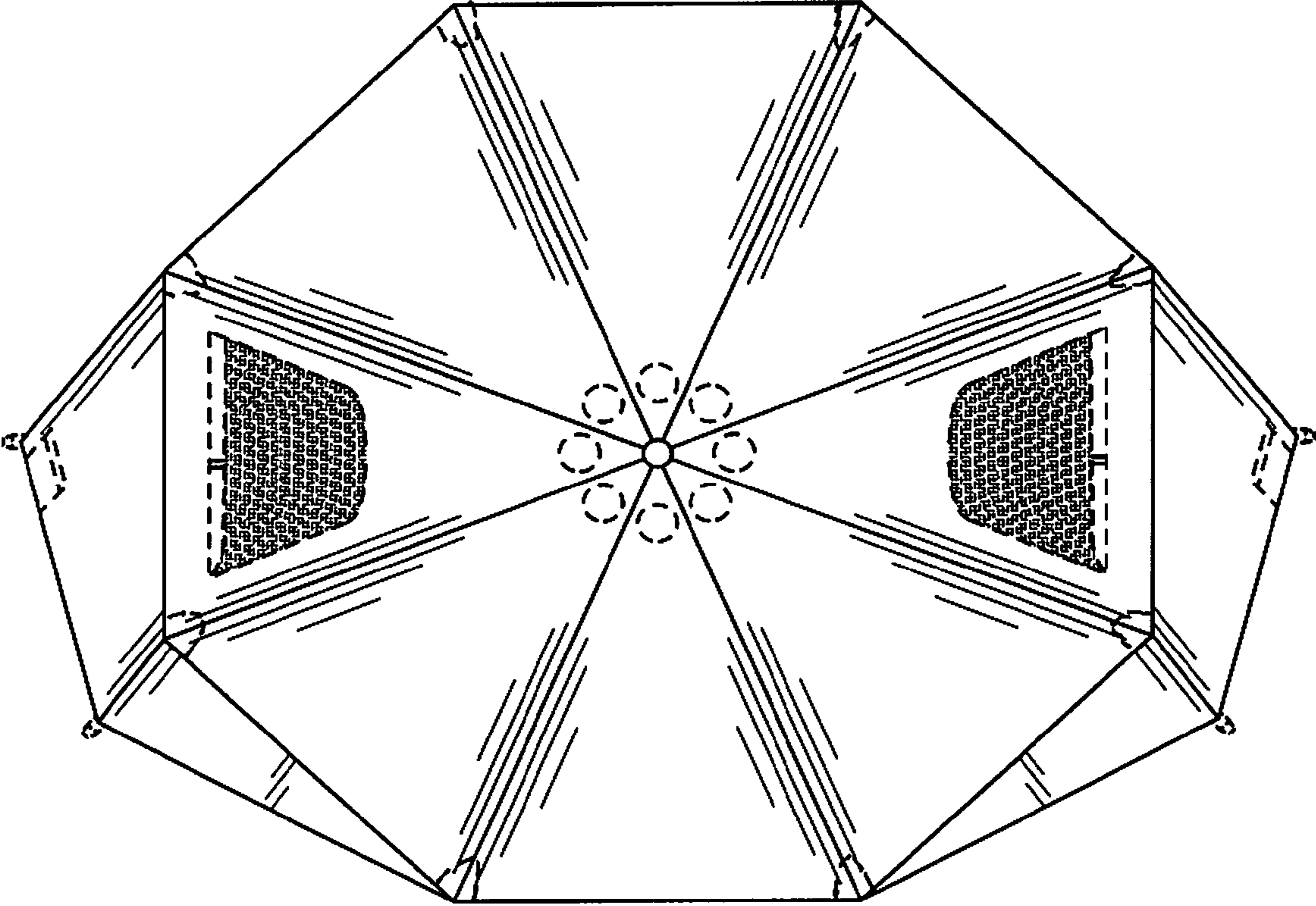


FIG. 3

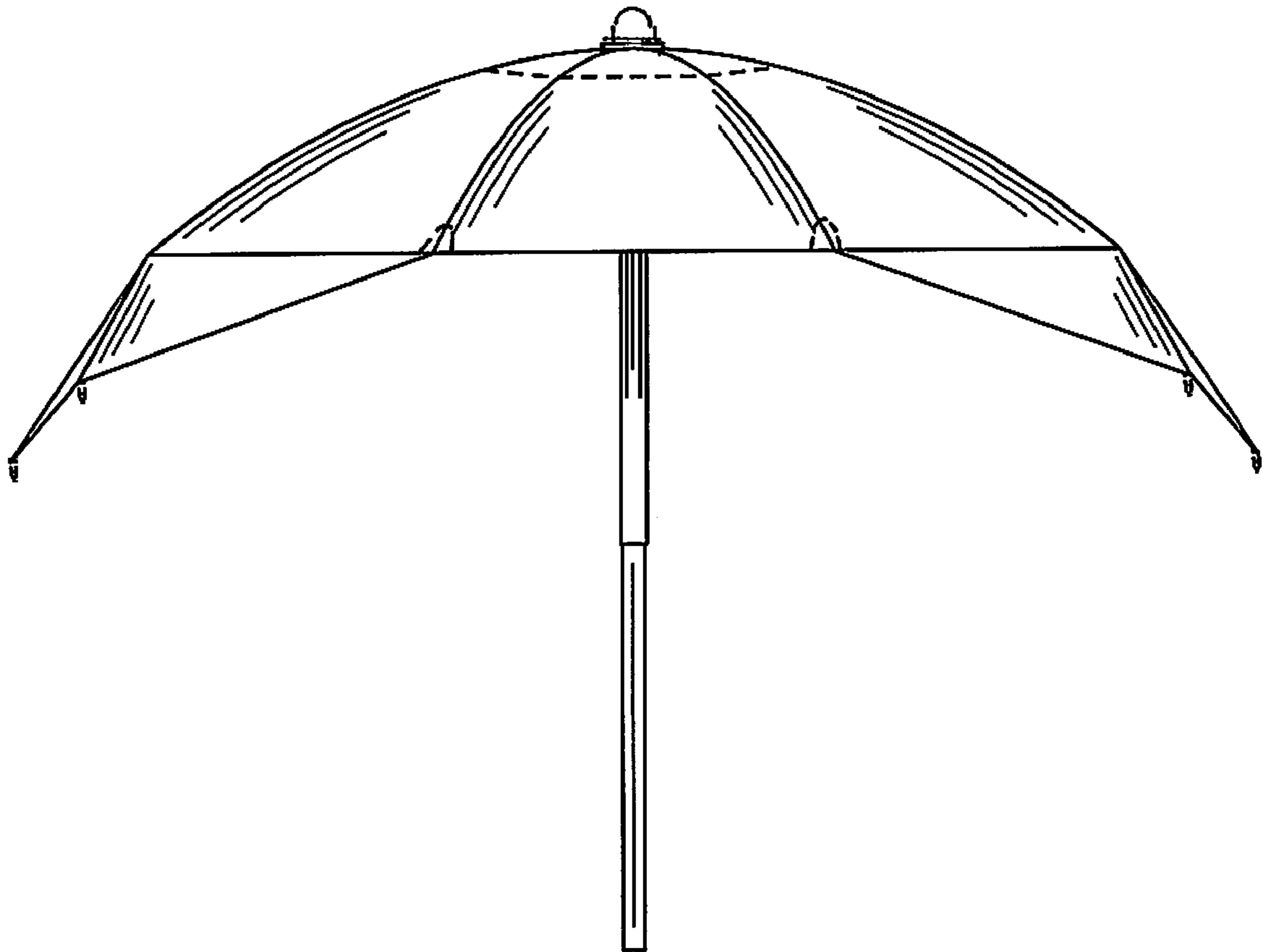


FIG. 4

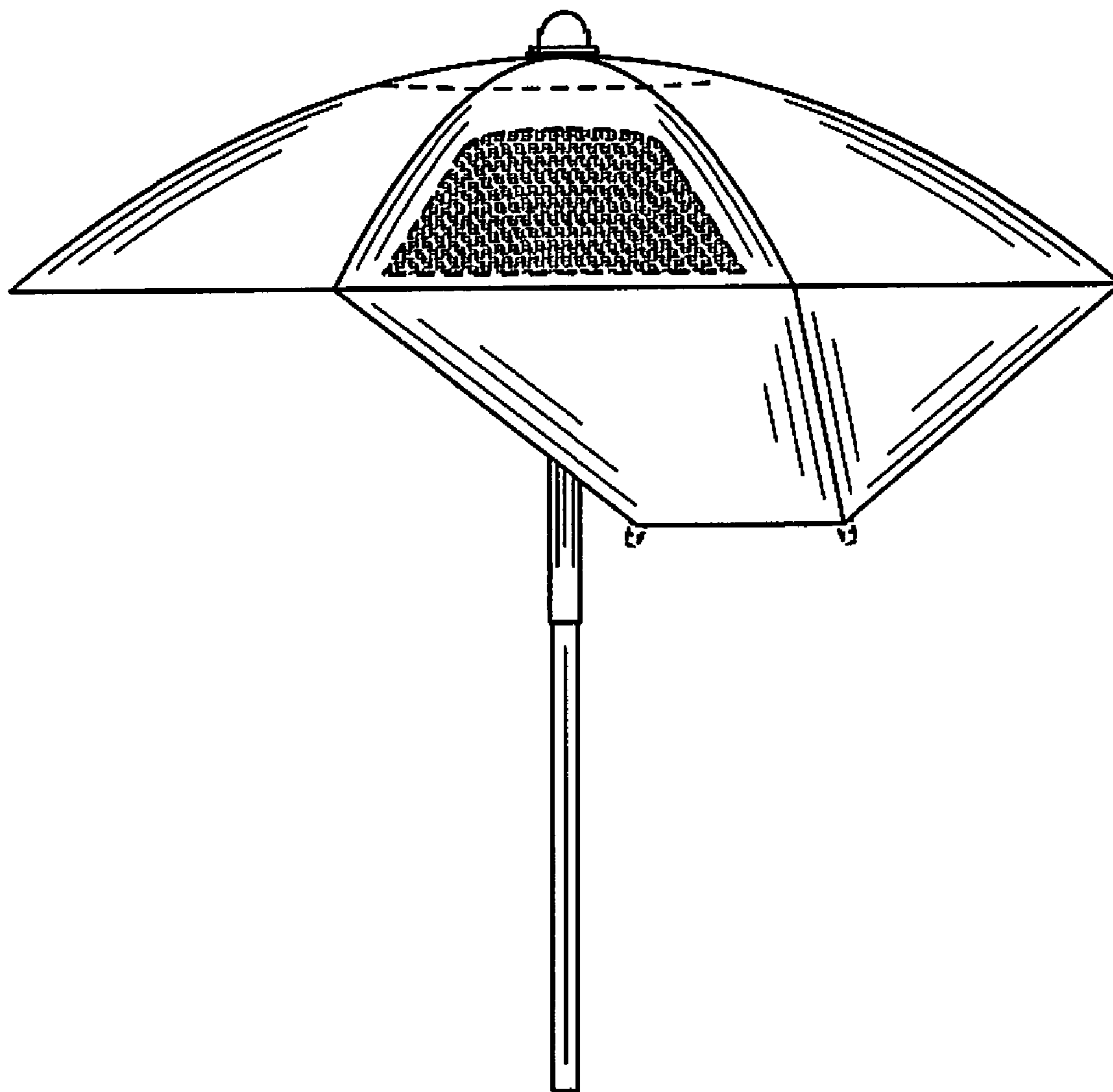


FIG. 5