

US00D627546S

(12) **United States Design Patent**
McClaskie

(10) **Patent No.:** **US D627,546 S**

(45) **Date of Patent:** **** Nov. 23, 2010**

(54) **SHOE**

(75) **Inventor:** **Thomas E. McClaskie**, Bethlehem, PA
(US)

(73) **Assignee:** **Columbia Insurance Company**,
Omaha, NE (US)

(**) **Term:** **14 Years**

(21) **Appl. No.:** **29/360,015**

(22) **Filed:** **Apr. 19, 2010**

(51) **LOC (9) Cl.** **02-04**

(52) **U.S. Cl.** **D2/952; D2/951; D2/953**

(58) **Field of Classification Search** D2/902,
D2/906, 908, 916, 918, 925, 946, 947, 951-954,
D2/956-962, 977; 36/3 B, 22 R, 24.5, 25 R,
36/28, 32 R, 34 R, 59 C, 67 A, 103; D5/32,
D5/37

See application file for complete search history.

(56) **References Cited**

U.S. PATENT DOCUMENTS

D144,330 S	4/1946	Walter	
D168,540 S	1/1953	Friedman et al.	
D248,893 S *	8/1978	Comensoli et al.	D5/32
D265,690 S *	8/1982	Famolare, Jr.	D2/950
D326,363 S *	5/1992	Cooper	D5/32
D553,832 S	10/2007	McClaskie	
D573,345 S	7/2008	Yuson	
D590,141 S	4/2009	McClaskie	
D591,941 S *	5/2009	McClaskie	D2/952

D593,289 S *	6/2009	McClaskie	D2/952
D593,734 S *	6/2009	Issler	D2/952
D599,090 S *	9/2009	McClaskie	D2/952
D603,593 S *	11/2009	McClaskie	D2/952
D611,235 S *	3/2010	McClaskie	D2/952

* cited by examiner

Primary Examiner—T. Chase Nelson

(74) *Attorney, Agent, or Firm*—St. Onge Steward Johnston &
Reens LLC

(57) **CLAIM**

The ornamental design for a shoe, as shown and described.

DESCRIPTION

FIG. 1 is a bottom perspective view of a shoe in accordance with the new design;

FIG. 2 is a bottom view thereof;

FIG. 3 is a top view thereof;

FIG. 4 is a left side view thereof;


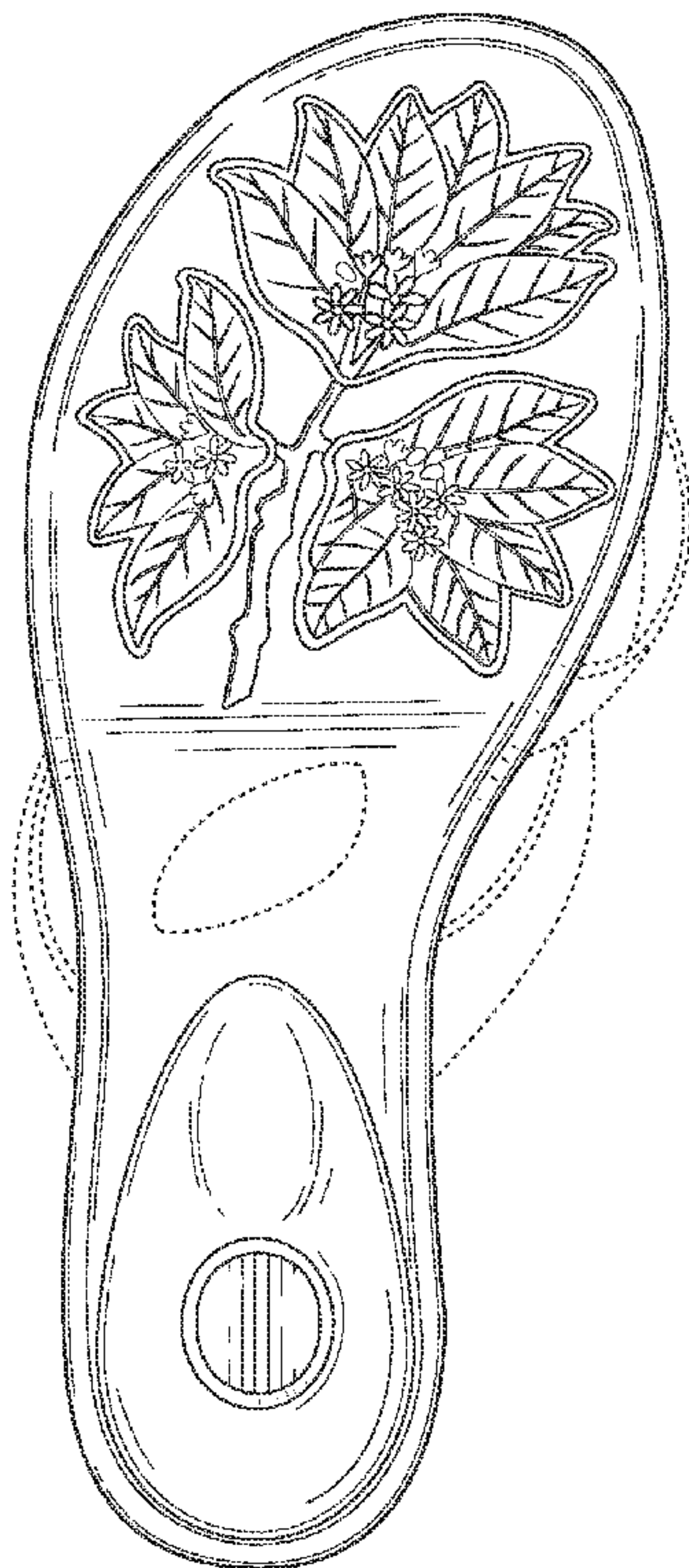
FIG. 5 is a right side view thereof;

FIG. 6 is a front view thereof; and,

FIG. 7 is a rear view thereof.

The shoe upper shown in broken lines in FIGS. 1-7 is for environmental purposes only and forms no part of the claimed design. The broken lines shown in each arch area of FIGS. 1, 2, 4 and 5 represent boundaries of the design with the lines themselves and the areas within them forming no part of the claimed design.

1 Claim, 6 Drawing Sheets






FIG. 1

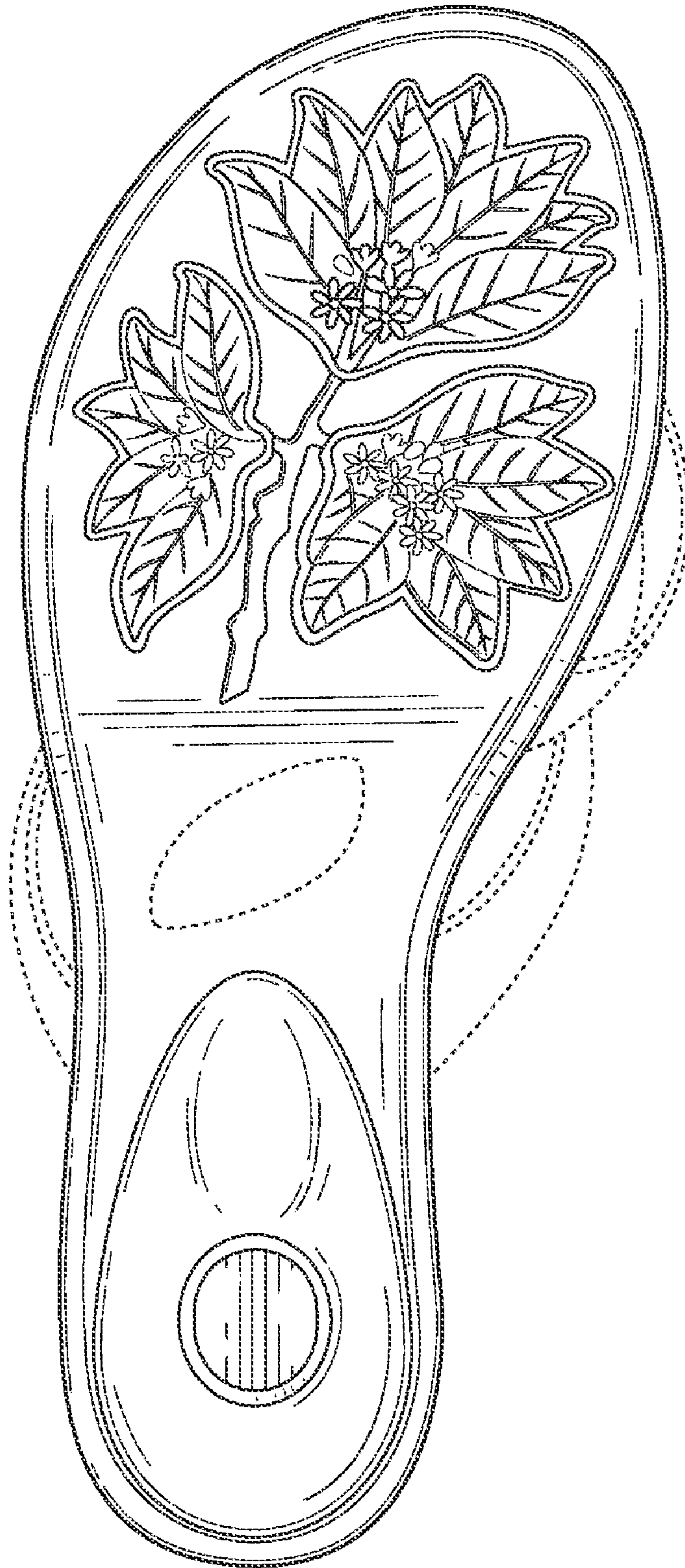


FIG. 2

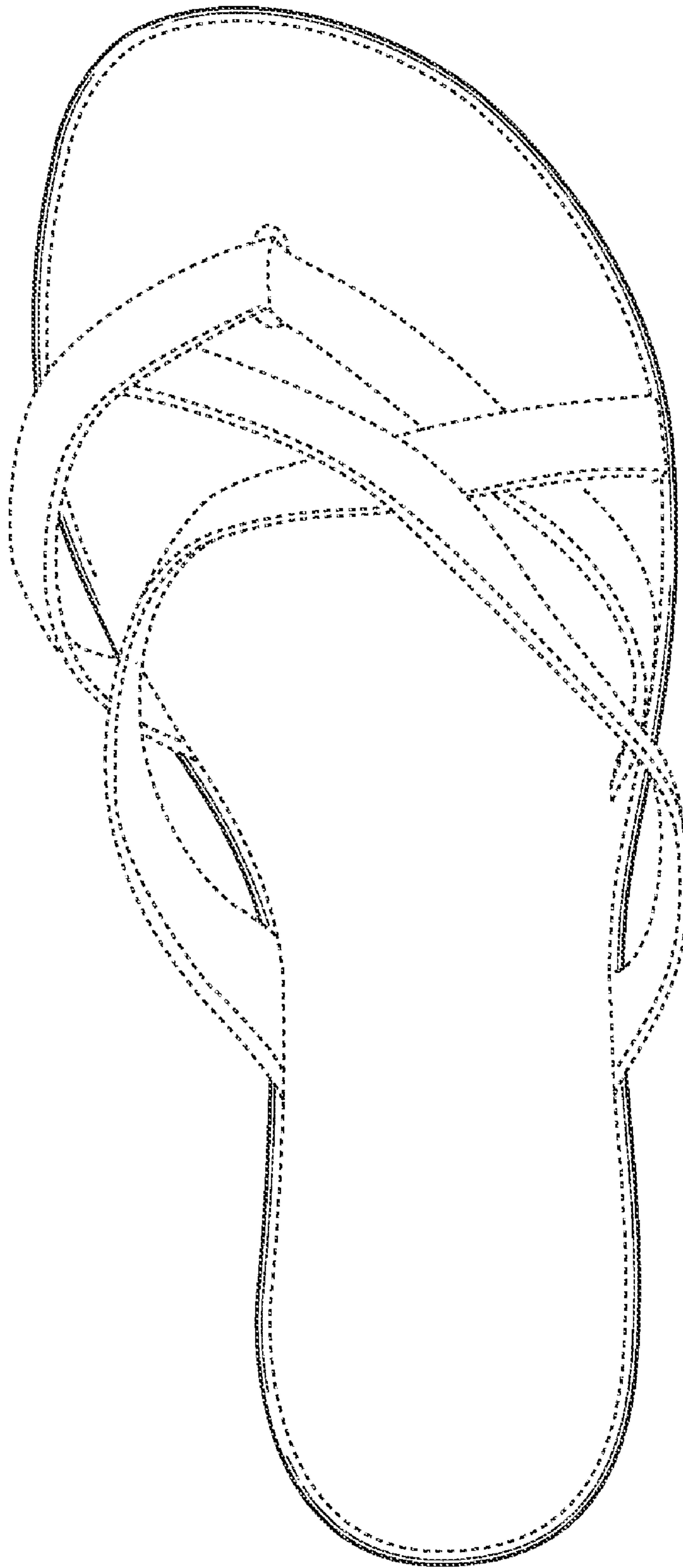


FIG. 3

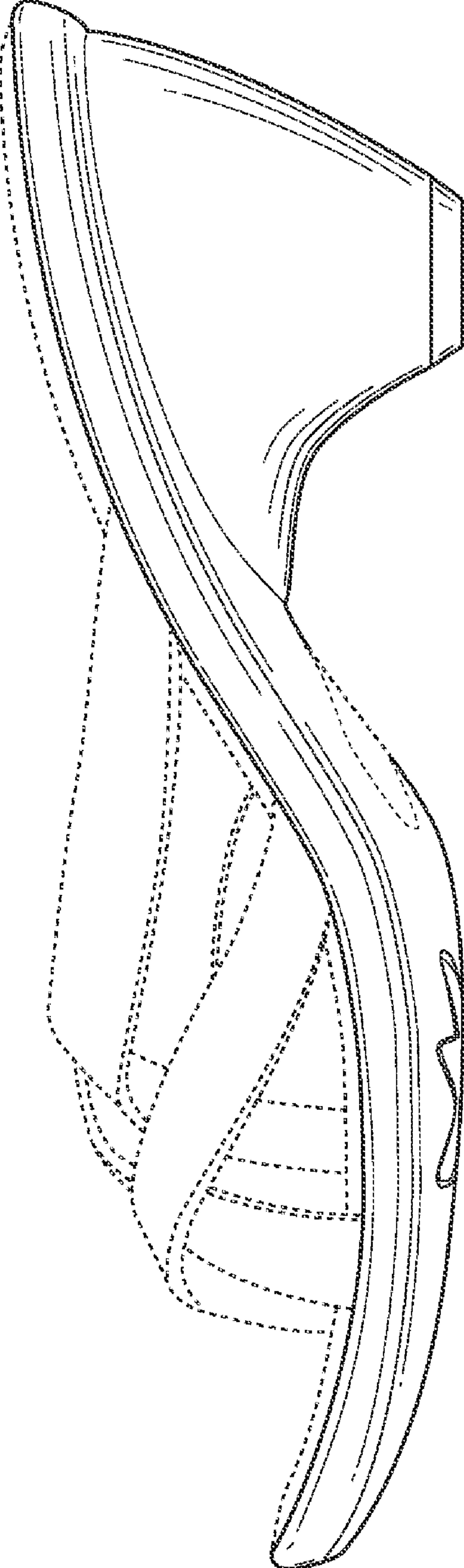


FIG. 4

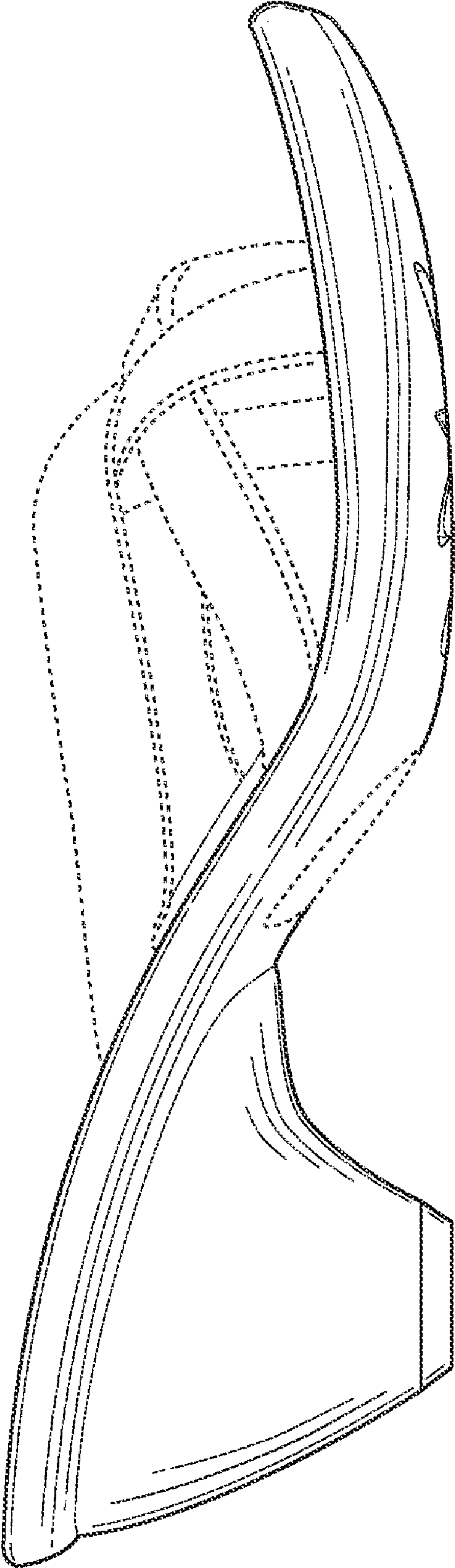


FIG. 5




FIG. 6

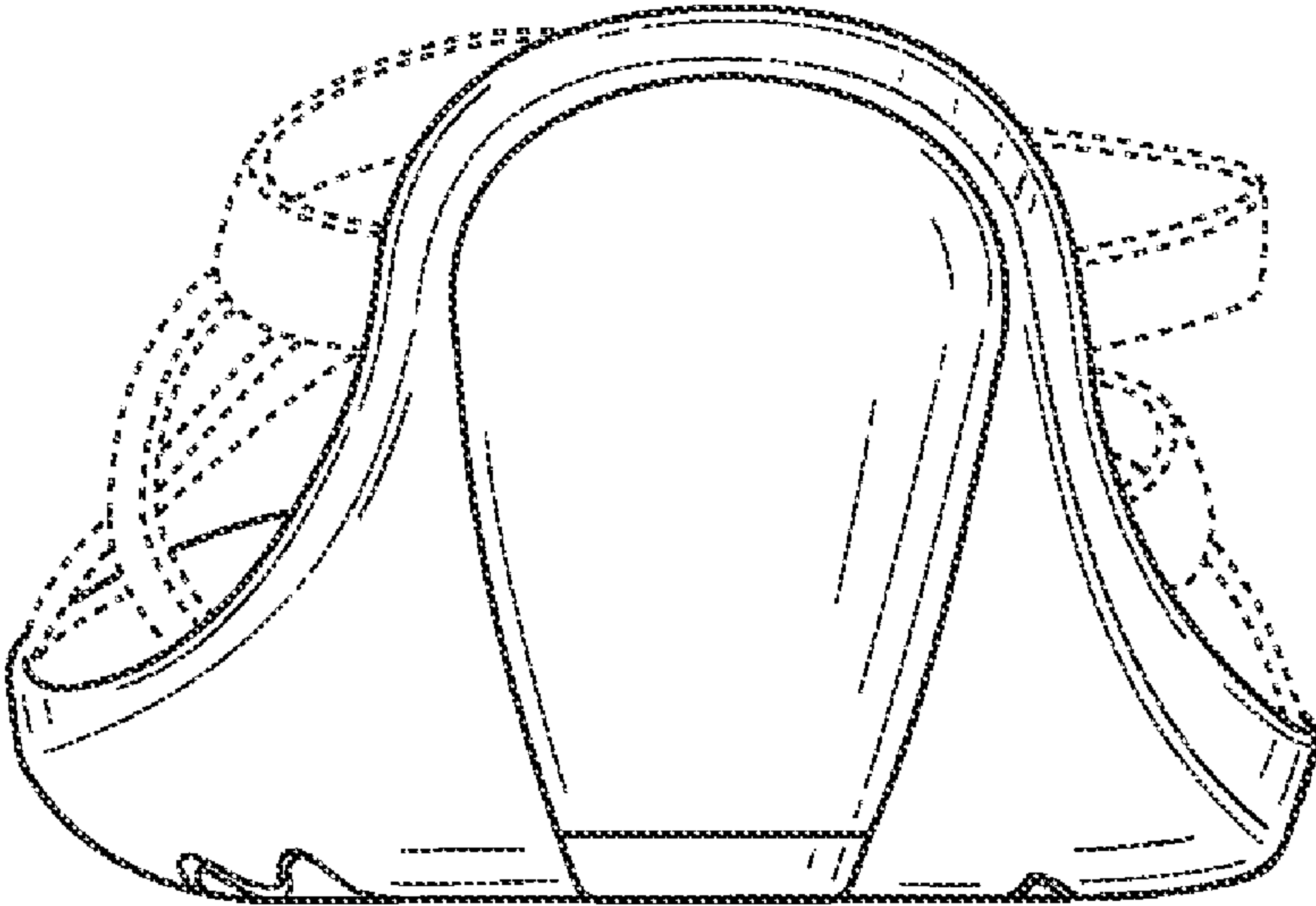


FIG. 7