

US00D627544S

(12) **United States Design Patent**
Carol et al.

(10) **Patent No.:** **US D627,544 S**

(45) **Date of Patent:** **** Nov. 23, 2010**

(54) **SLIPPER WITH ADJUSTABLE HEEL STRAP**

(75) Inventors: **Jennifer A. Carol**, Glendale, OH (US);
Julie Allison Templeton, Cincinnati, OH (US)

(73) Assignee: **totes Isotoner Corporation**, Cincinnati, OH (US)

(**) Term: **14 Years**

(21) Appl. No.: **29/360,667**

(22) Filed: **Apr. 29, 2010**

(51) **LOC (9) Cl.** **02-04**

(52) **U.S. Cl.** **D2/919; D2/921; D2/969**

(58) **Field of Classification Search** D2/896,
D2/898, 900, 903, 916, 918-922, 926, 943,
D2/952, 969; 36/45, 11.5, 8.1, 77 M, 77 R,
36/83, 7

See application file for complete search history.

(56) **References Cited**

U.S. PATENT DOCUMENTS

D135,339	S *	3/1943	Hanson	D2/919
D142,780	S *	11/1945	Groff	D2/897
D167,159	S *	7/1952	Ney	D2/919
5,392,532	A *	2/1995	Bray et al.	36/11.5
6,237,249	B1	5/2001	Aguerre		
6,256,906	B1	7/2001	Matis et al.		
D457,714	S *	5/2002	Bray et al.	D2/919
D473,040	S *	4/2003	Hawker et al.	D2/896
D485,666	S *	1/2004	Bray et al.	D2/919
D486,956	S *	2/2004	Williams	D2/919
6,993,858	B2	2/2006	Seamans		
D517,788	S	3/2006	Seamans		
D517,789	S	3/2006	Seamans		
D517,790	S	3/2006	Seamans		
7,010,870	B2	3/2006	Mick et al.		
D525,419	S	7/2006	Seamans		

(Continued)

FOREIGN PATENT DOCUMENTS

JP 9313202 12/1997

(Continued)

OTHER PUBLICATIONS

Crocs Mammoth Fleece Lined Clog, <http://www.crocs.com/crocs-mammoth/10049,default.pd.html?cid=41C&cgid=women-foot-wear-clogs>, printed Jul. 7, 2010.

(Continued)

Primary Examiner—Robert M Spear

Assistant Examiner—Rashida C McCoy

(74) *Attorney, Agent, or Firm*—Frost Brown Todd LLC

(57) **CLAIM**

The ornamental design for a slipper with adjustable heel strap, as shown and described.

DESCRIPTION

FIG. 1 is a perspective view of a slipper with adjustable heel strap, showing our new design, with the strap in forward position.

FIG. 2 is a top plan view thereof.

FIG. 3 is a bottom plan view thereof.

FIG. 4 is a side elevation view thereof.

FIG. 5 is a side elevation view thereof, opposite the side elevation view of FIG. 4.

FIG. 6 is a front elevation view thereof.

FIG. 7 is a rear elevation view thereof.

FIG. 8 is a perspective view of a slipper with adjustable heel strap of FIG. 1 with the strap in a rearward position.

FIG. 9 is a top plan view thereof.

FIG. 10 is a bottom plan view thereof.

FIG. 11 is a side elevation view thereof.

FIG. 12 is a side elevation view thereof, opposite the side elevation view of FIG. 11.

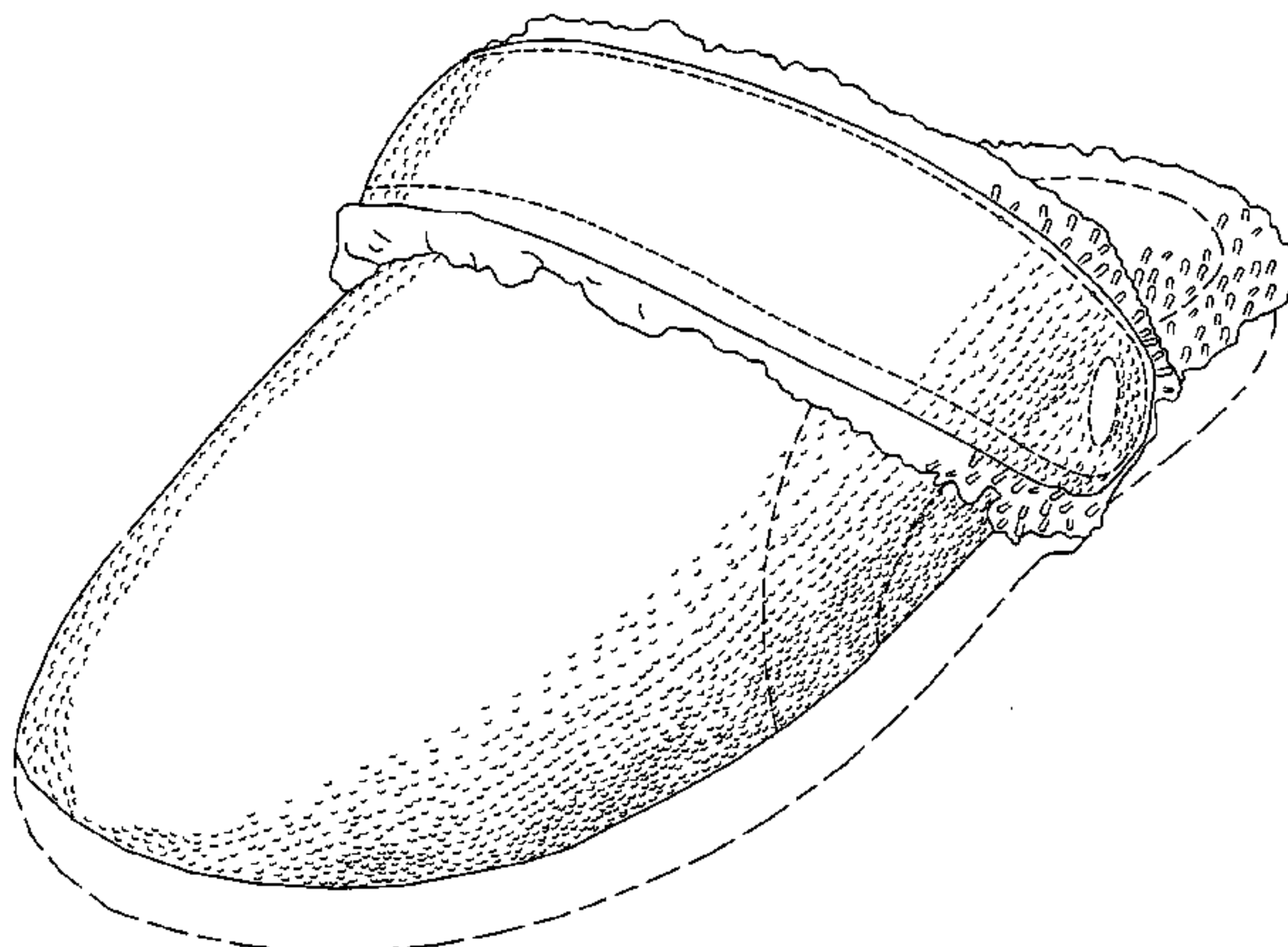
FIG. 13 is a front elevation view thereof; and,

FIG. 14 is a rear elevation view thereof.

The broken lines in the drawings are included for purposes of illustrating portions of the slipper that form no part of the claimed design.

The claimed device is used as an item of footwear.

1 Claim, 12 Drawing Sheets



US D627,544 S

Page 2

U.S. PATENT DOCUMENTS

D528,749 S * 9/2006 Harper D2/919
D529,263 S 10/2006 Wolf
7,146,751 B2 12/2006 Seamans
D535,088 S 1/2007 Seamans
D543,341 S 5/2007 Seamans
D543,681 S 6/2007 McCarthy
D545,032 S * 6/2007 Wolf D2/923
D545,033 S 6/2007 Wolf
D547,540 S 7/2007 Maderspach
D549,434 S 8/2007 Seamans
D550,441 S 9/2007 Seamans
D556,438 S 12/2007 Maderspach
D557,006 S 12/2007 Maderspach
D558,433 S * 1/2008 Cagner D2/919
7,320,188 B2 1/2008 Bathum
D563,082 S 3/2008 Seamans
D564,184 S * 3/2008 Issler D2/896
D564,204 S 3/2008 Seamans
D564,205 S 3/2008 Seamans
D564,206 S 3/2008 Seamans
D564,207 S 3/2008 Seamans
D564,208 S 3/2008 Seamans
D564,743 S 3/2008 Seamans
D564,749 S 3/2008 Seamans
D571,548 S 6/2008 Seamans
D575,499 S 8/2008 Seamans
D575,942 S 9/2008 del Biondi et al.

D575,943 S 9/2008 del Biondi et al.
D576,387 S 9/2008 del Biondi et al.
D576,388 S 9/2008 del Biondi et al.
D576,389 S 9/2008 del Biondi et al.
D576,390 S 9/2008 del Biondi et al.
D578,279 S 10/2008 del Biondi et al.
D578,743 S * 10/2008 Liow D2/896
D584,037 S 1/2009 del Biondi et al.
2004/0231190 A1 11/2004 Seamans
2006/0048407 A1 3/2006 Seamans
2006/0075656 A1 4/2006 Januszewski et al.
2006/0288610 A1 12/2006 Laska et al.
2007/0130797 A1 6/2007 Seamans
2007/0266596 A1 11/2007 Mann
2008/0155855 A1 7/2008 Klavano
2008/0155856 A1 7/2008 Bathum
2009/0050658 A1 2/2009 Boyd et al.

FOREIGN PATENT DOCUMENTS

JP 2000004904 1/2000
JP 2003180405 7/2003
JP 2006149691 6/2006
JP 2007082947 4/2007

OTHER PUBLICATIONS

Crocs Kids' Blitzen Clog, <http://www.crocs.com/crocs-kids.blitzen/10799,default,pd.html>, printed Jul. 7, 2010.

* cited by examiner

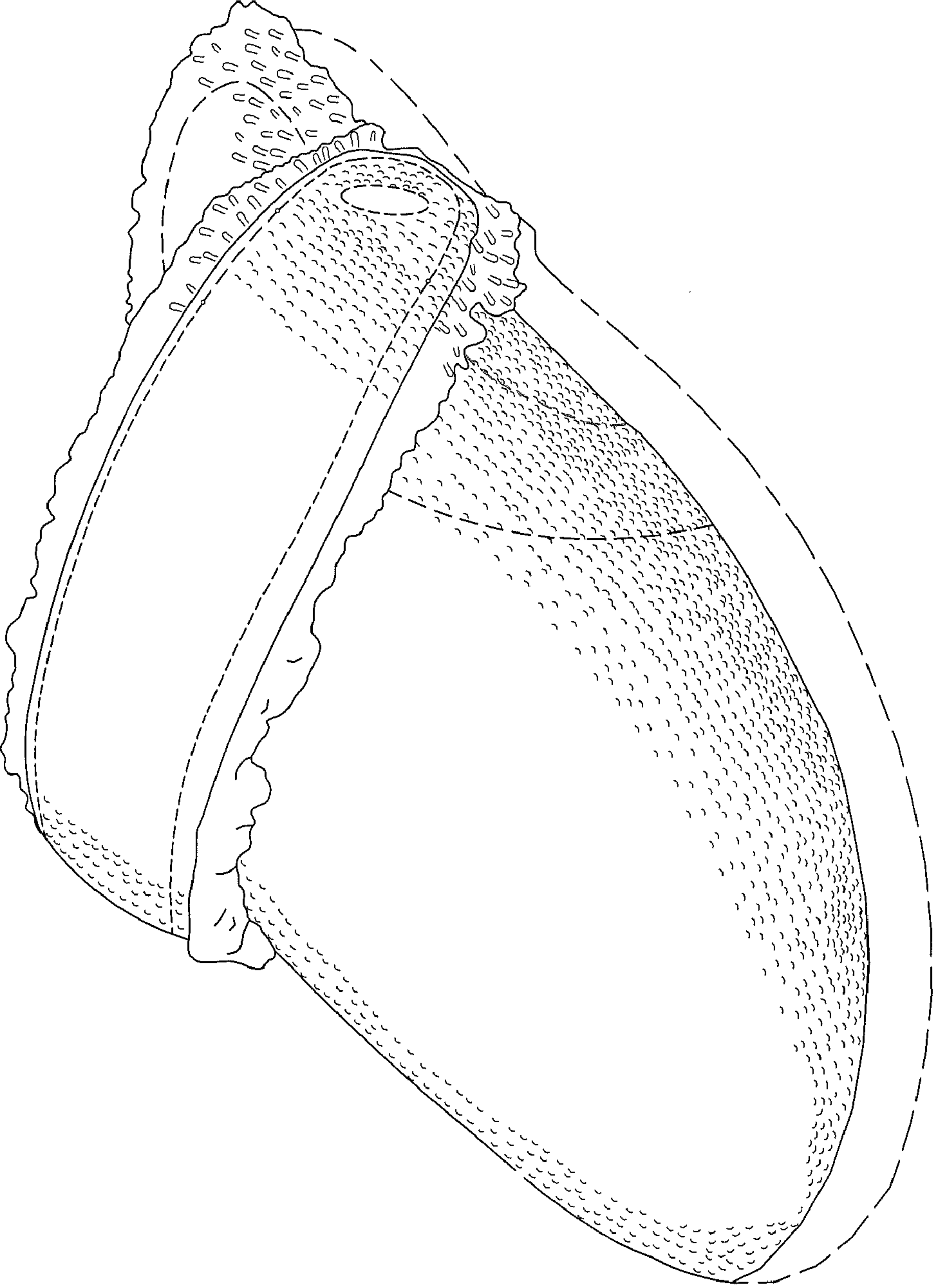


FIG. 1

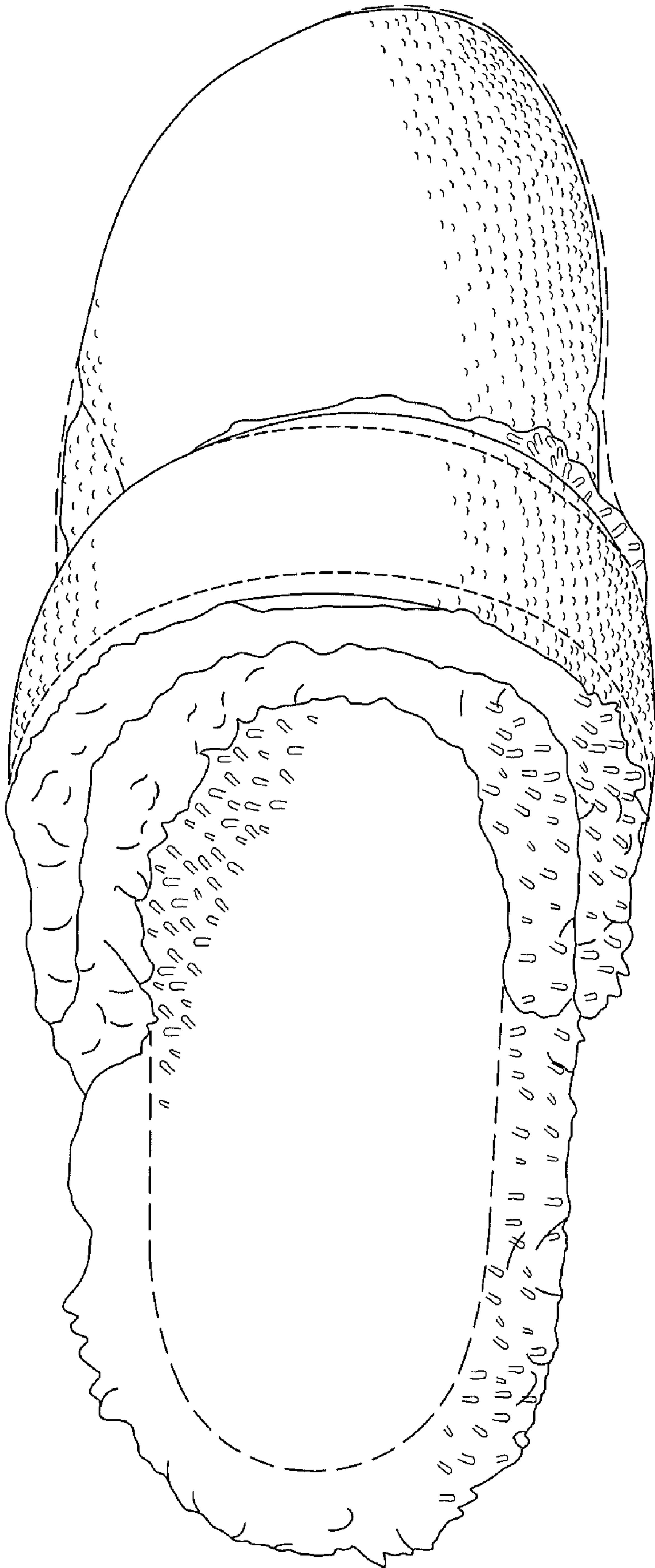


FIG. 2

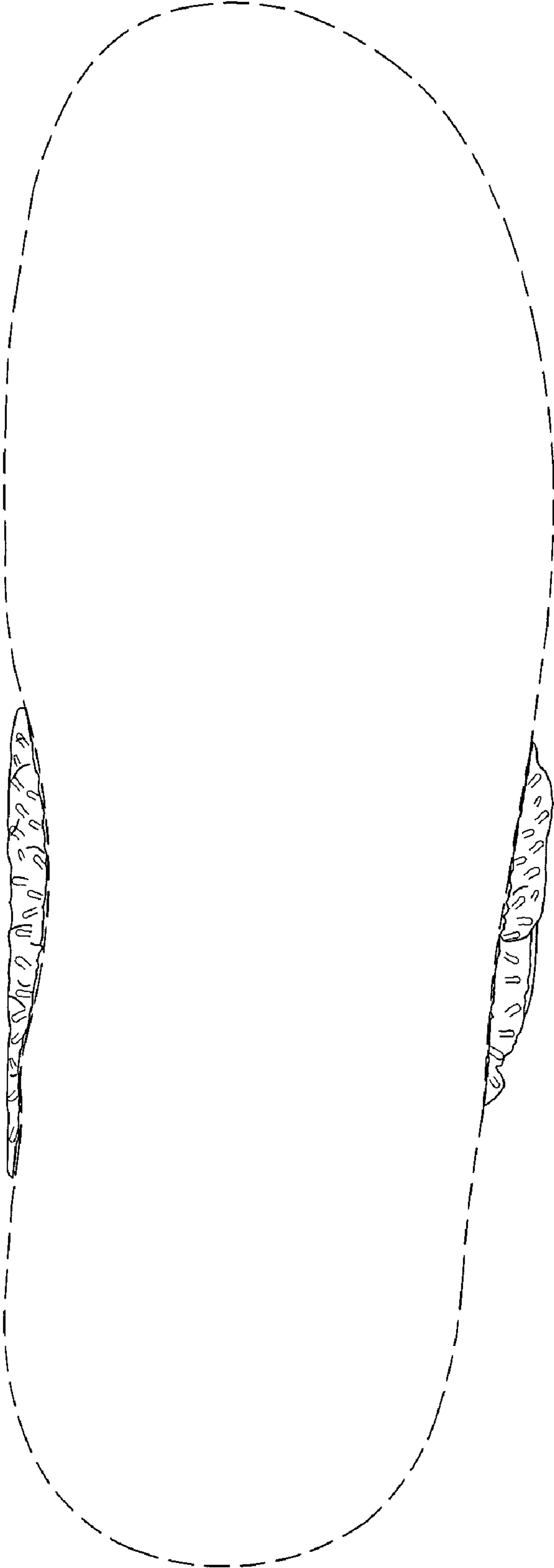


FIG. 3

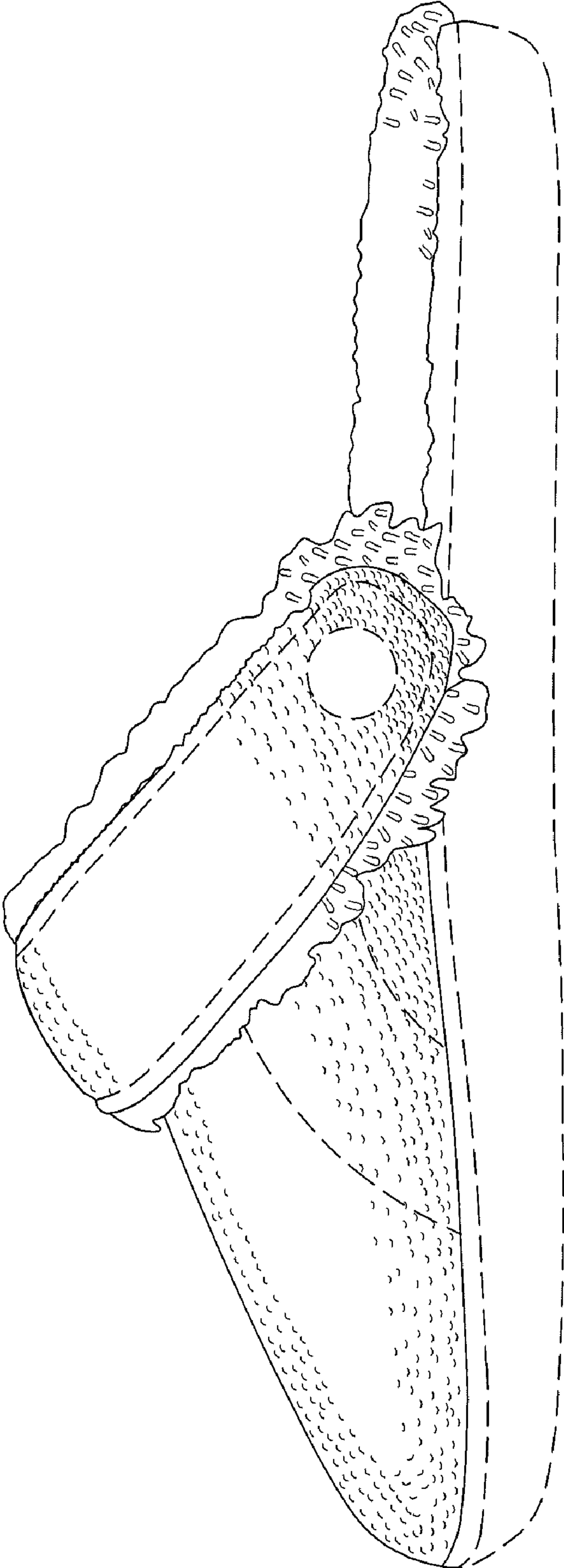


FIG. 4

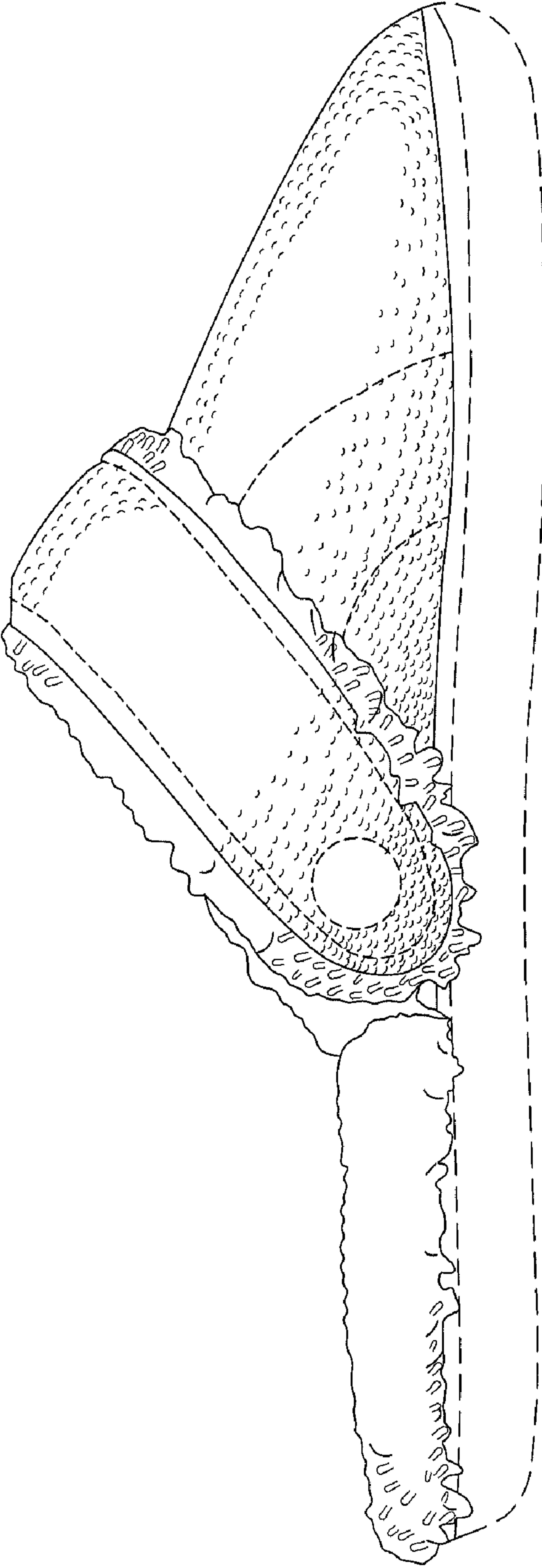


FIG. 5

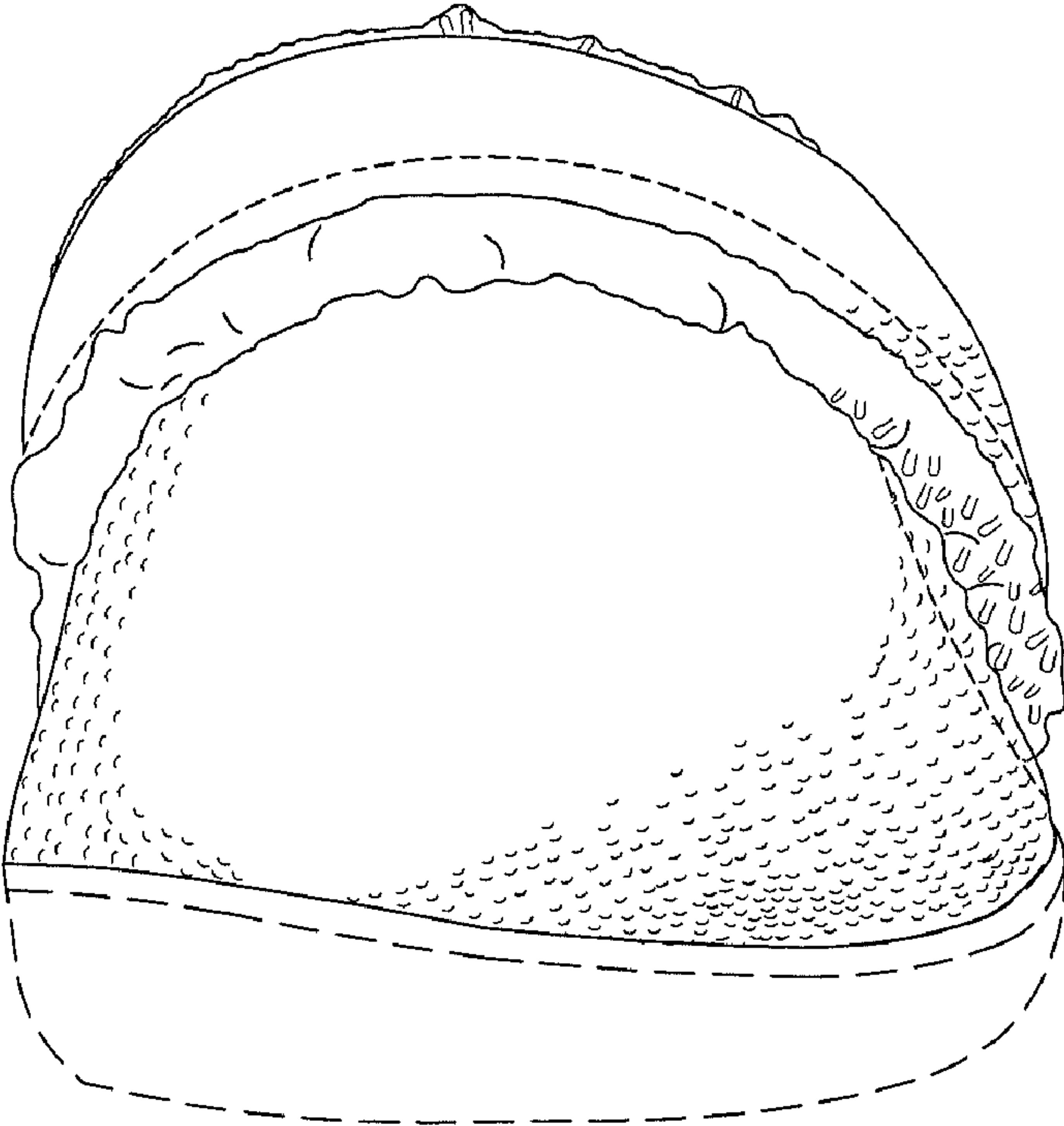


FIG. 6

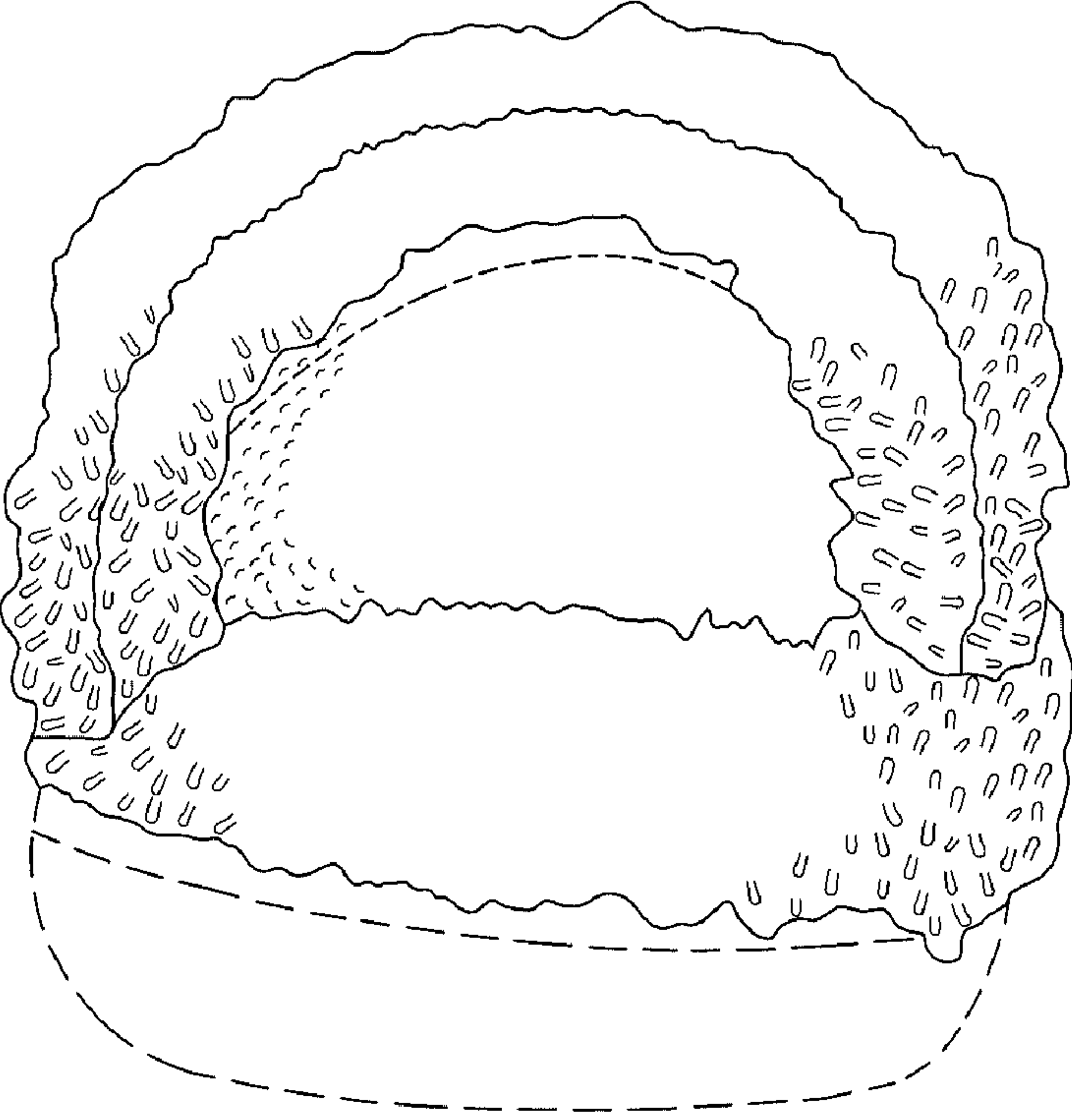


FIG. 7

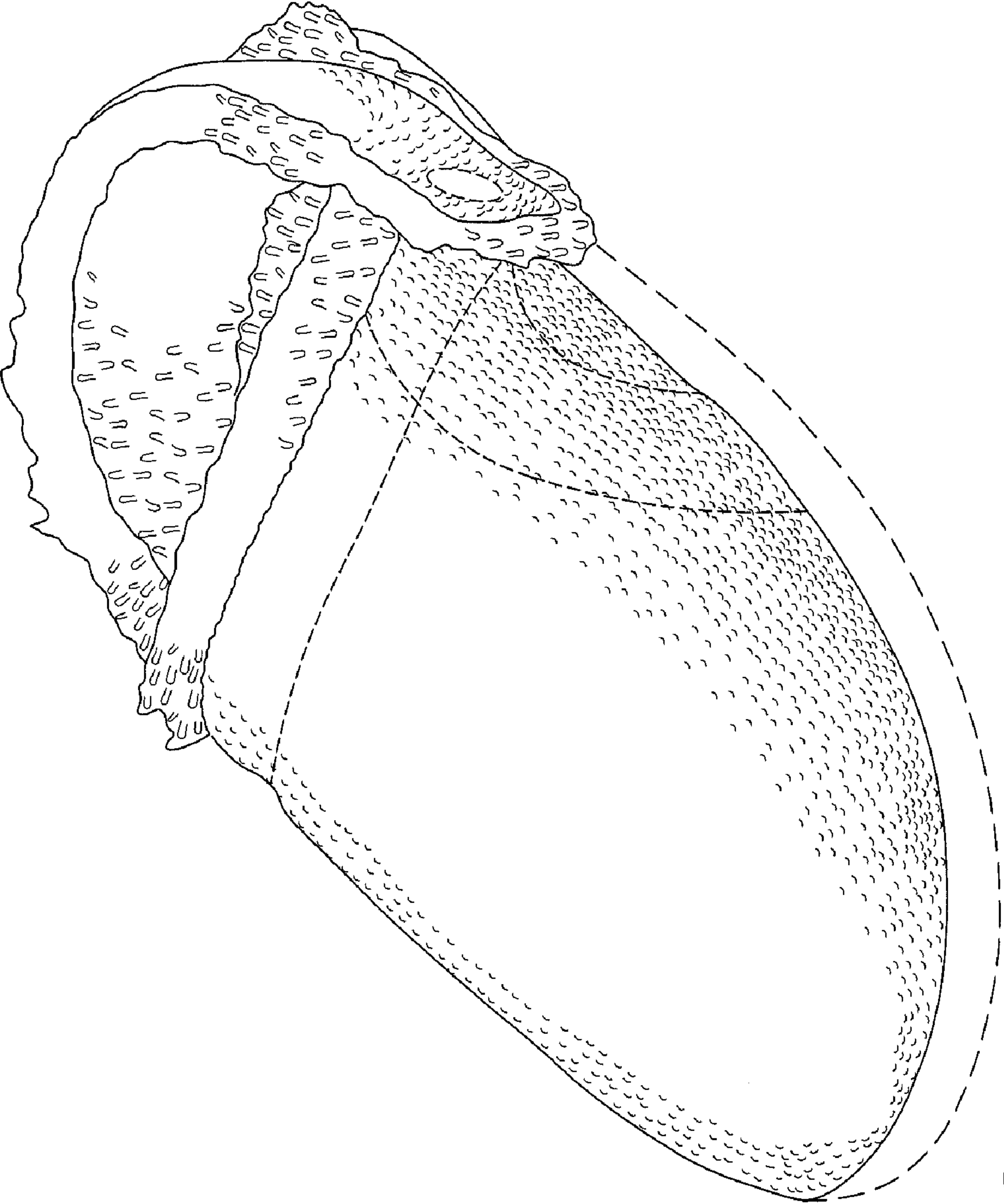


FIG. 8

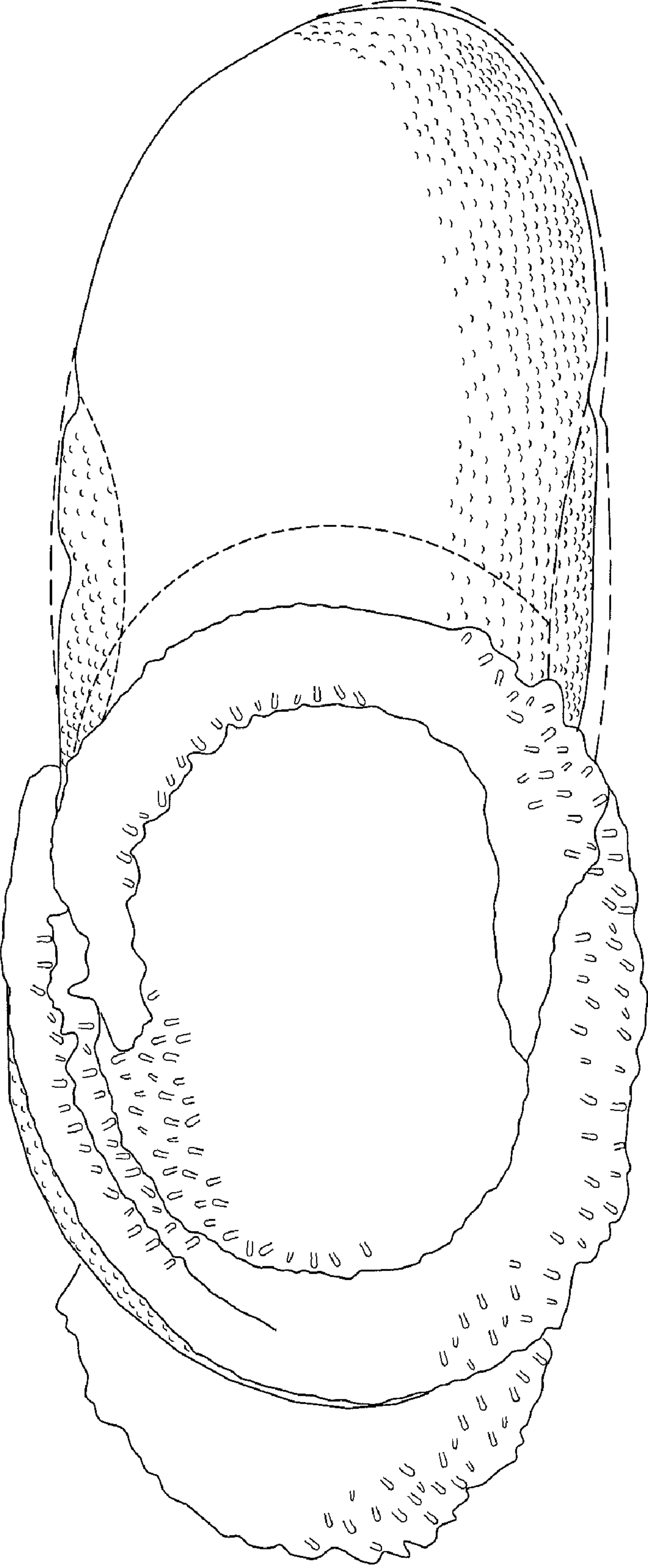


FIG. 9

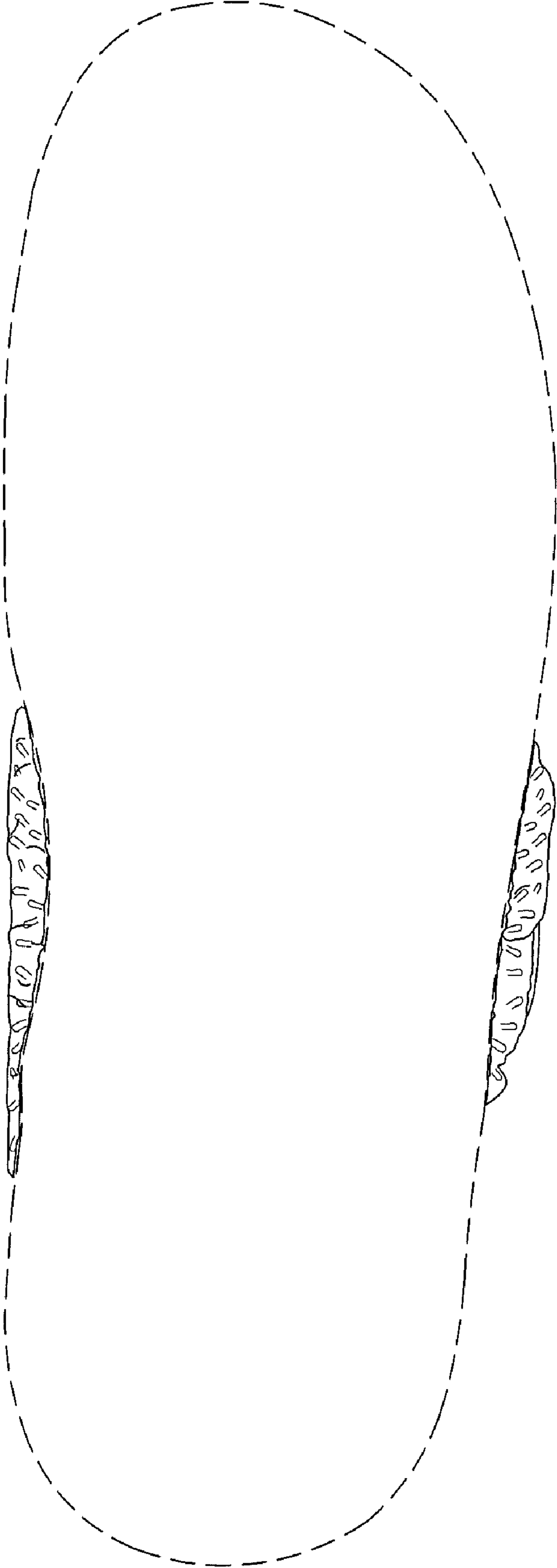


FIG. 10

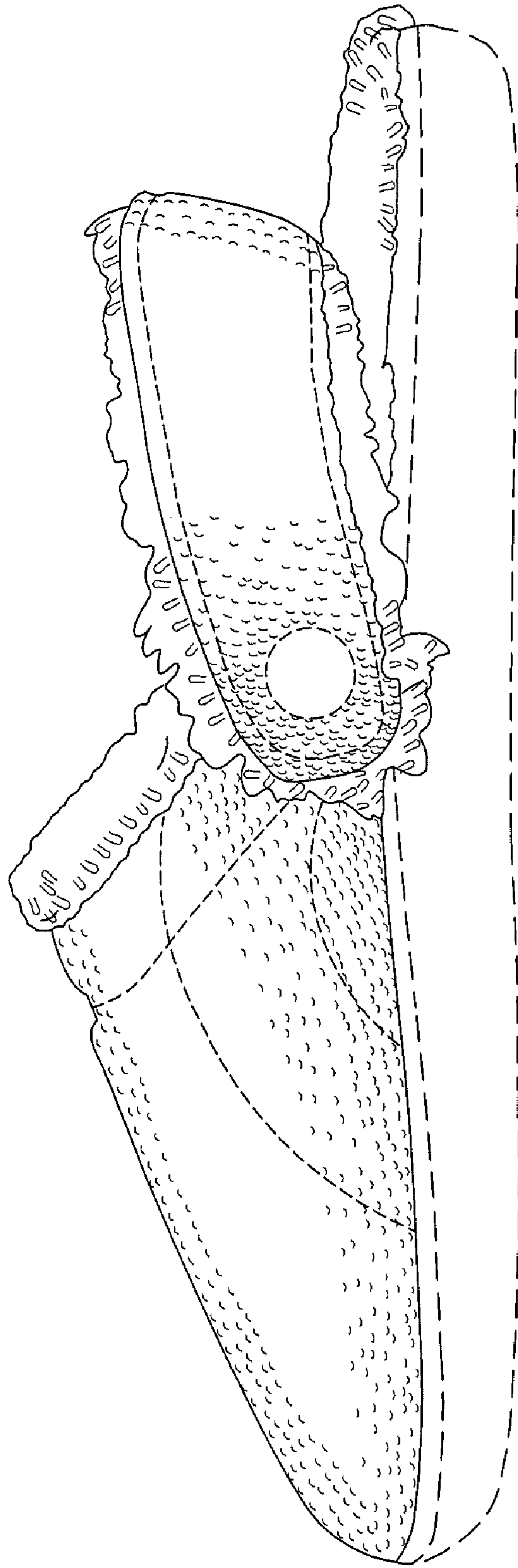


FIG. 11

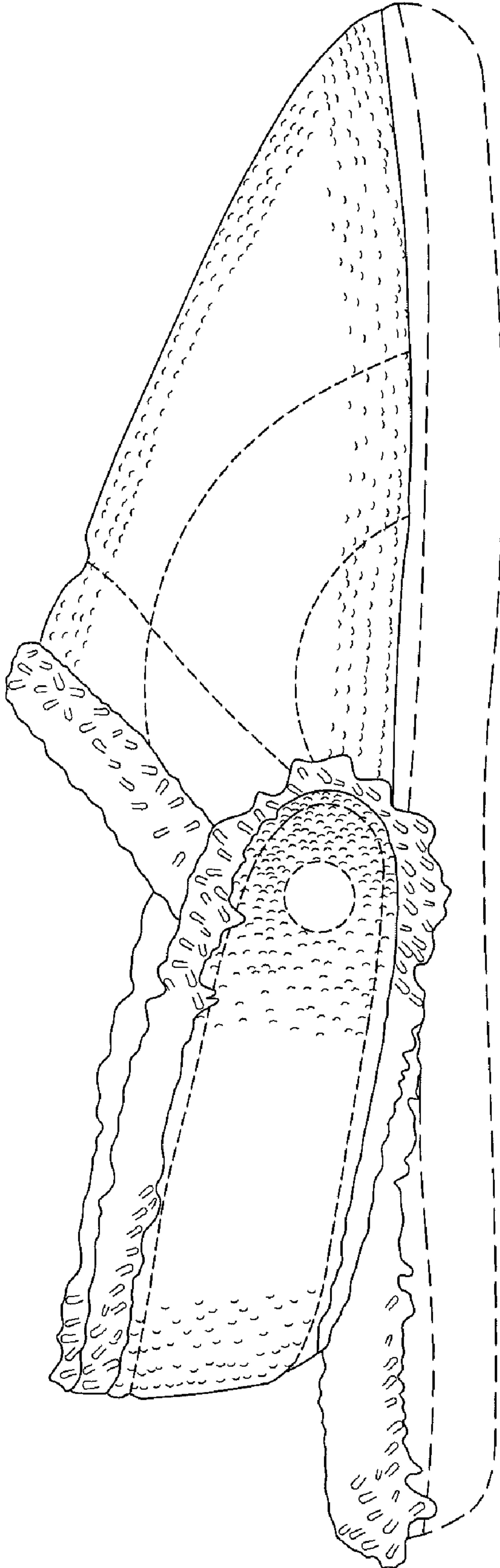


FIG. 12

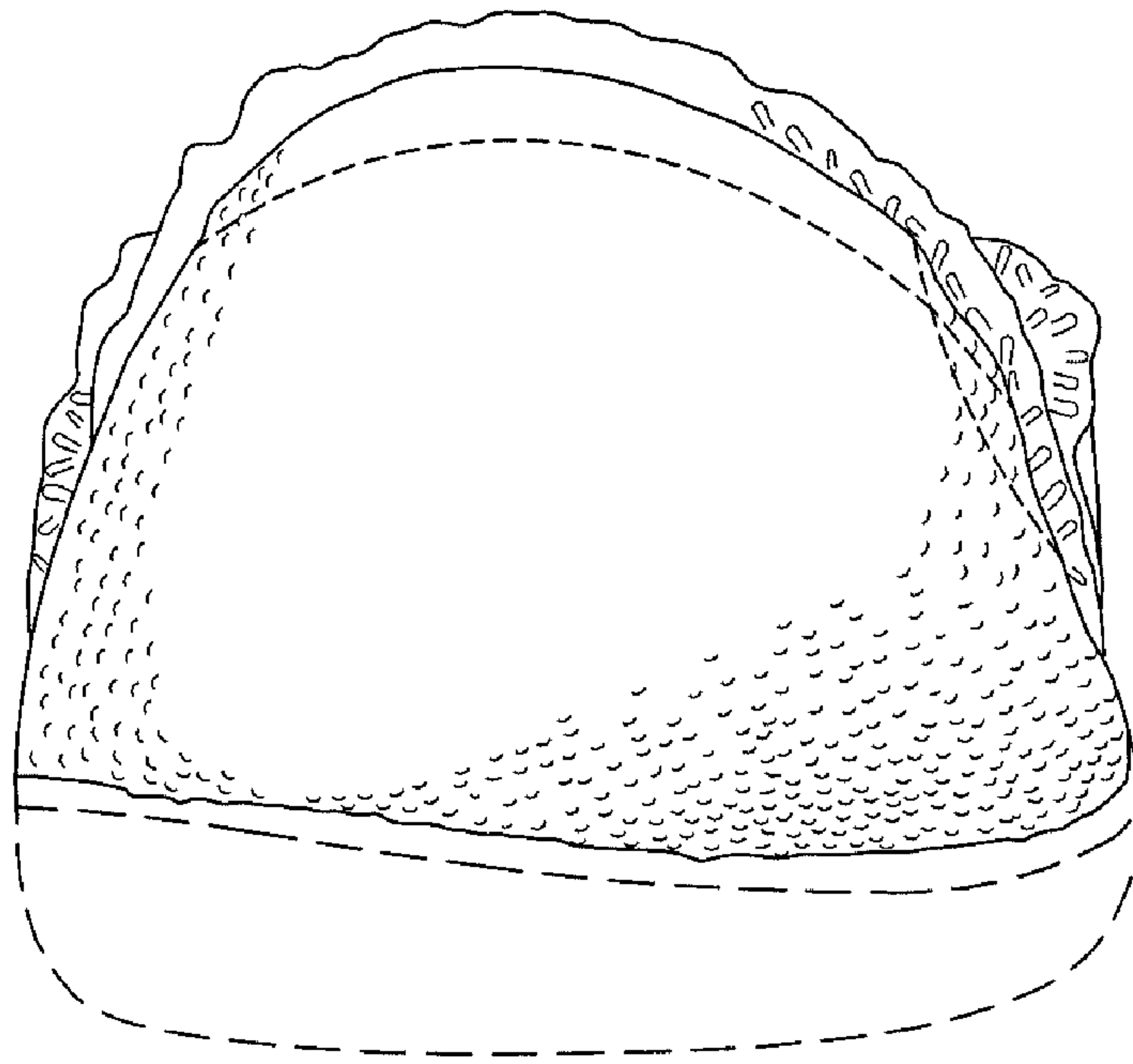


FIG. 13

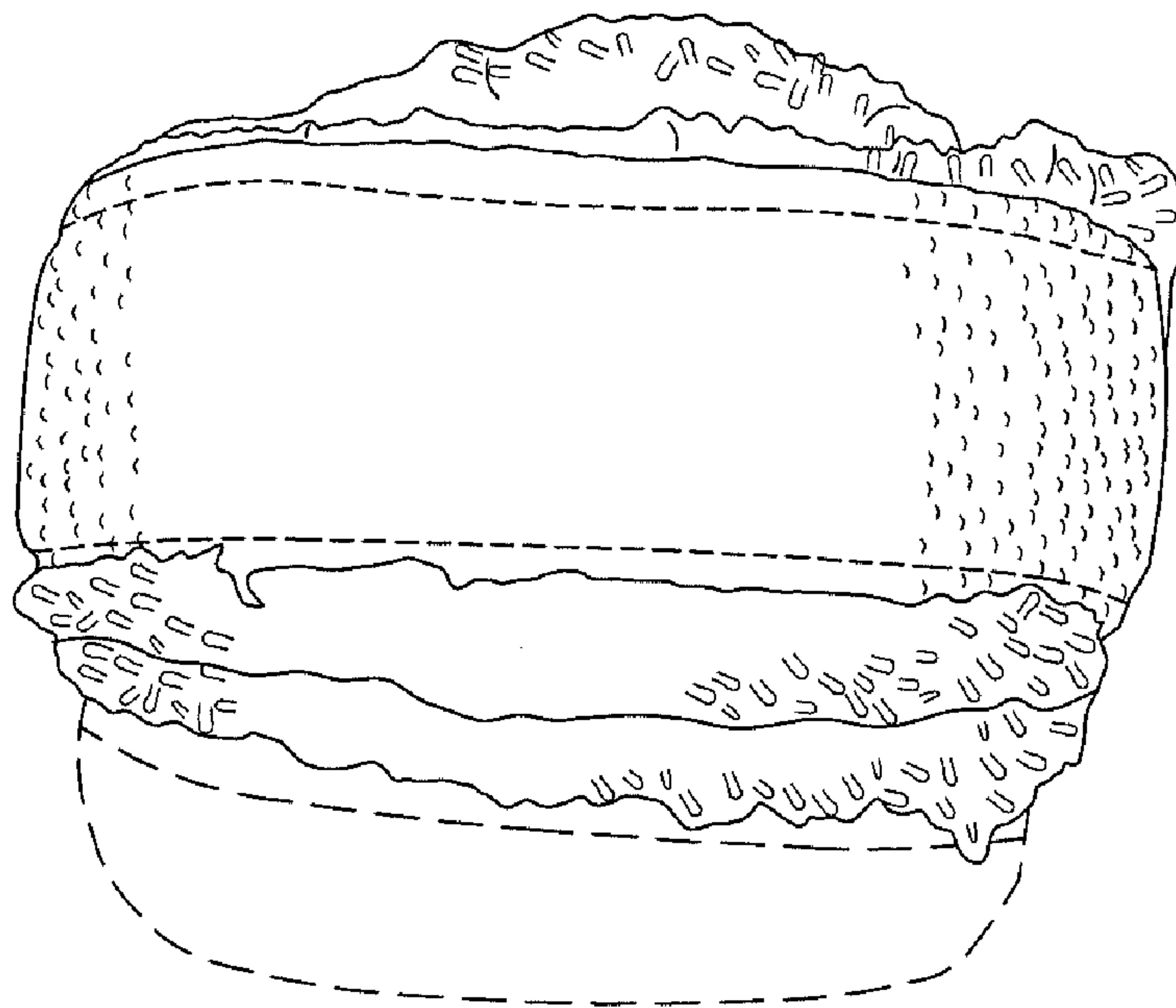


FIG. 14