

US00D627542S

(12) **United States Design Patent**
Nichols

(10) **Patent No.:** **US D627,542 S**
(45) **Date of Patent:** **** Nov. 23, 2010**

(54) **PERSPIRATION SHIELD**

(76) Inventor: **Dawn Nichols**, 2909 Martin Luther King, Jr., Apt. # 2, Leavenworth, KS (US) 66048

(**) Term: **14 Years**

(21) Appl. No.: **29/348,770**

(22) Filed: **Feb. 12, 2010**

(51) **LOC (9) Cl.** **02-02**

(52) **U.S. Cl.** **D2/860; D2/858**

(58) **Field of Classification Search** D2/853, D2/858, 860, 999; 2/46, 53-56; 450/55, 450/57; D24/124

See application file for complete search history.

(56) **References Cited**

U.S. PATENT DOCUMENTS

3,588,916	A	6/1971	Glatt	
4,485,492	A	12/1984	Sneider	
4,856,111	A	8/1989	Sholes	
4,936,839	A *	6/1990	Molee et al.	604/378
D405,939	S *	2/1999	Trombetta	D2/860
6,138,276	A	10/2000	Asciutto et al.	
D472,629	S *	4/2003	Edens et al.	D24/124
6,592,561	B2 *	7/2003	Simard et al.	604/385.04

D575,934	S *	9/2008	Killinger	D2/853
D584,401	S *	1/2009	Francoeur	D24/124
D594,977	S *	6/2009	Jackson et al.	D24/124
2007/0150995	A1 *	7/2007	Luna	2/53

* cited by examiner

Primary Examiner—Ian Simmons
Assistant Examiner—Rashida Johnson
(74) *Attorney, Agent, or Firm*—Paul R. Martin

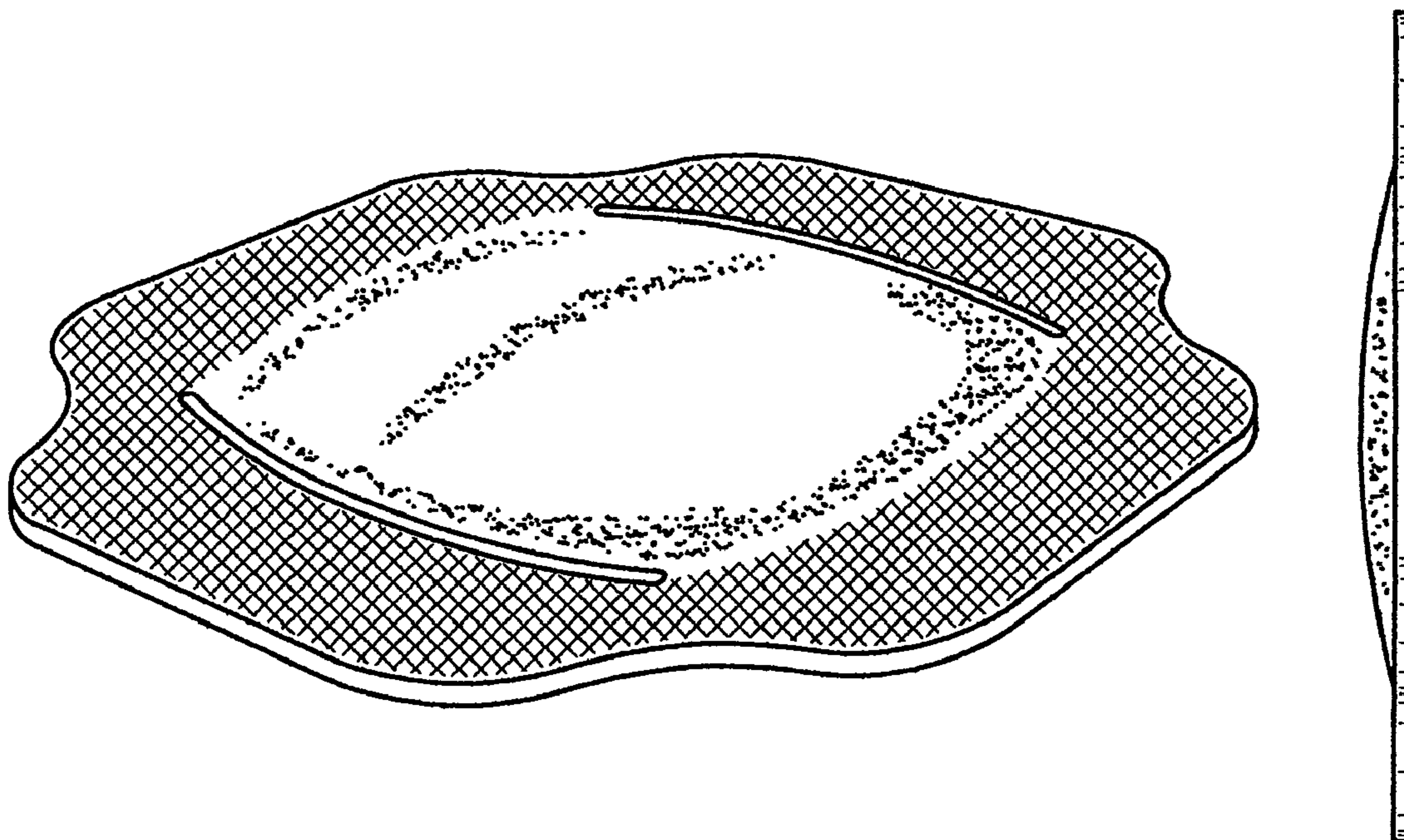
(57) **CLAIM**

The ornamental design for a perspiration shield, as shown and described.

DESCRIPTION

FIG. 1 is a perspective view of a perspiration shield showing my new design;
FIG. 2 is a front elevational view thereof;
FIG. 3 is rear elevational view thereof;
FIG. 4 is a left side elevational view thereof;
FIG. 5 is a right side elevational view thereof;
FIG. 6 is a top plan view thereof; and,
FIG. 7 is a bottom plan view thereof.

1 Claim, 2 Drawing Sheets






FIG. 1



FIG. 4

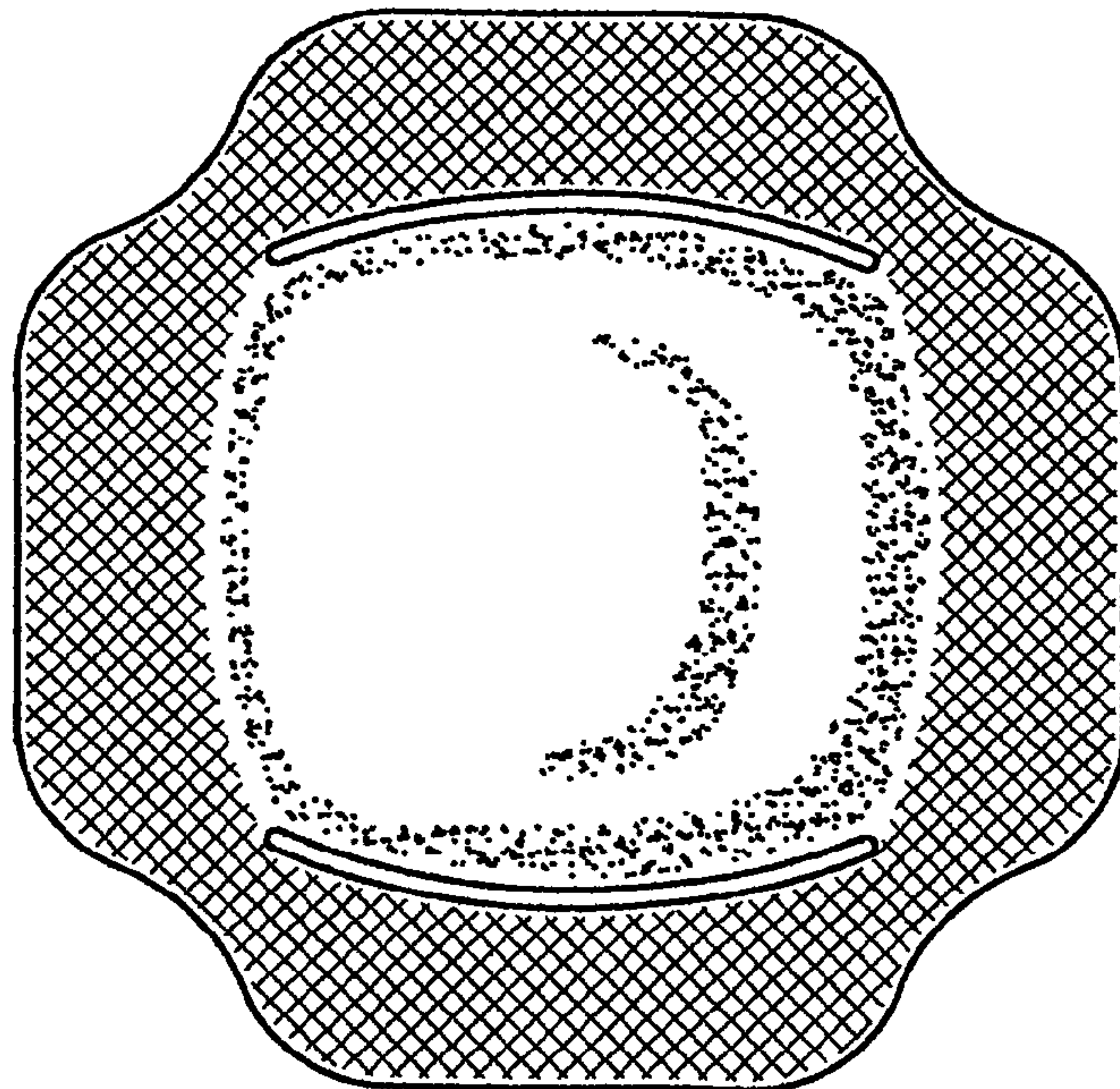


FIG. 2



FIG. 5



FIG. 6

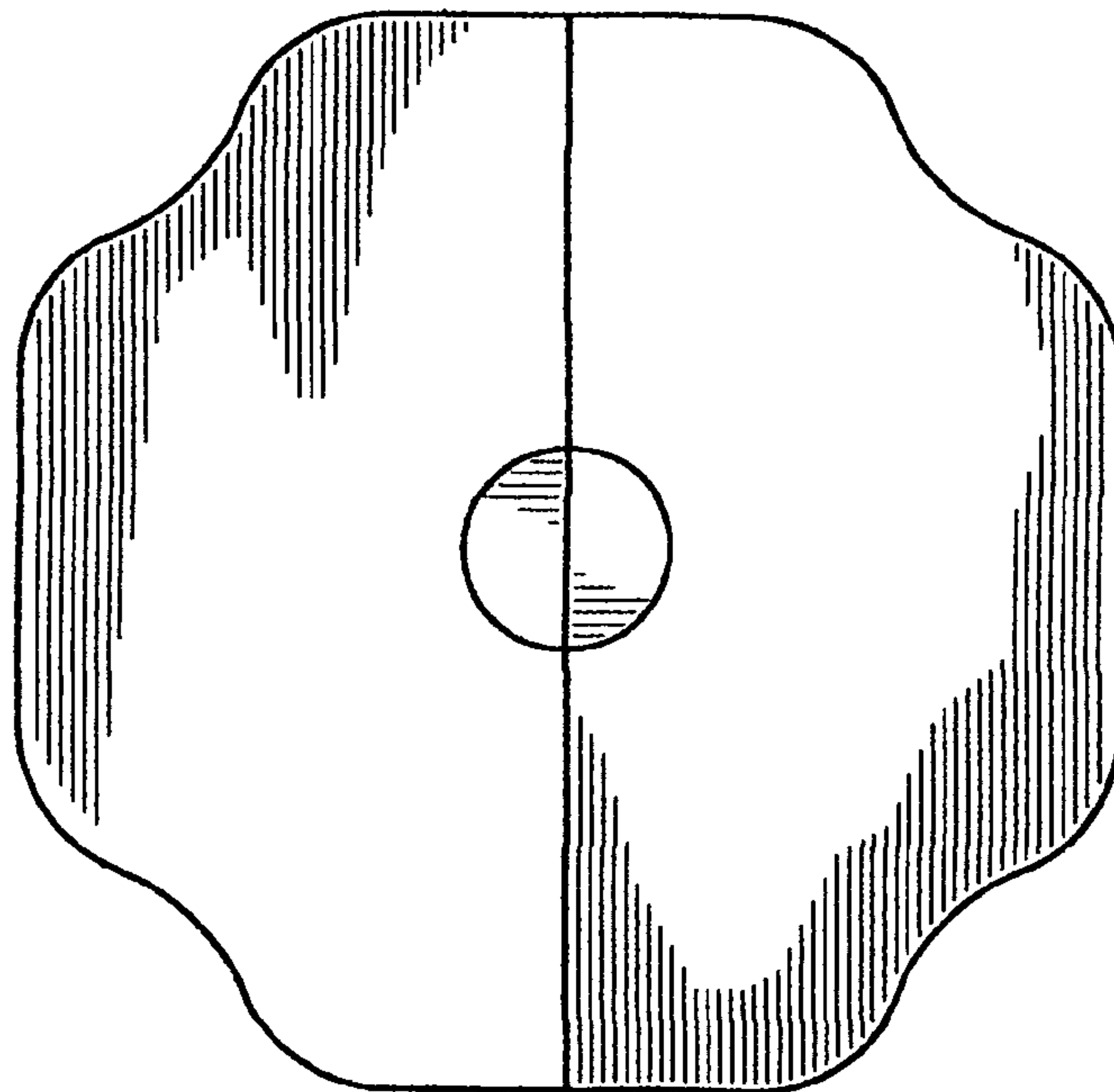


FIG. 3



FIG. 7