



US00D627529S

(12) **United States Design Patent**
Jeon et al.

(10) **Patent No.:** **US D627,529 S**
(45) **Date of Patent:** **** Nov. 16, 2010**

(54) **WASHING MACHINE**

(75) Inventors: **Ho Il Jeon**, Gyeonggi-do (KR); **Hui Jae Kwon**, Seoul (KR); **Anthony Ogg**, Northport, NY (US); **Ye Ji Um**, Seoul (KR); **Jung Hwan Lee**, Seoul (KR)

(73) Assignee: **LG Electronics Inc.**, Seoul (KR)

(**) Term: **14 Years**

(21) Appl. No.: **29/357,504**

(22) Filed: **Mar. 12, 2010**

(30) **Foreign Application Priority Data**

Sep. 16, 2009 (KR) 30-2009-0041093

(51) **LOC (9) Cl.** **15-05**

(52) **U.S. Cl.** **D32/6**

(58) **Field of Classification Search** D32/1,
D32/5-6, 8; 68/3 R, 5 R, 12.01, 12.08; 34/87-88,
34/524, 534; 312/31

See application file for complete search history.

(56) **References Cited**

U.S. PATENT DOCUMENTS

D536,143 S * 1/2007 Takase et al. D32/5
D582,107 S * 12/2008 Ha et al. D32/6
D584,865 S * 1/2009 Kim et al. D32/6

D585,165 S * 1/2009 Kim et al. D32/6
D589,215 S * 3/2009 Cho et al. D32/6
D614,821 S * 4/2010 Cho et al. D32/6

* cited by examiner

Primary Examiner—T. Chase Nelson

Assistant Examiner—Kathleen M Sims

(74) *Attorney, Agent, or Firm*—Birch, Stewart, Kolasch & Birch, LLP

(57) **CLAIM**

The ornamental design for a washing machine, as shown and described.

DESCRIPTION

FIG. 1 is a top, front, perspective view of a washing machine showing our new design;

FIG. 2 is a front view thereof;

FIG. 3 is a rear view thereof;

FIG. 4 is a left side view thereof;

FIG. 5 is a right side view thereof;

FIG. 6 is a top plan view thereof; and,

FIG. 7 is a bottom plan view thereof.

The broken line showing is for illustrative purposes only and forms no part of the claimed design.

1 Claim, 6 Drawing Sheets




FIG. 1




FIG. 2

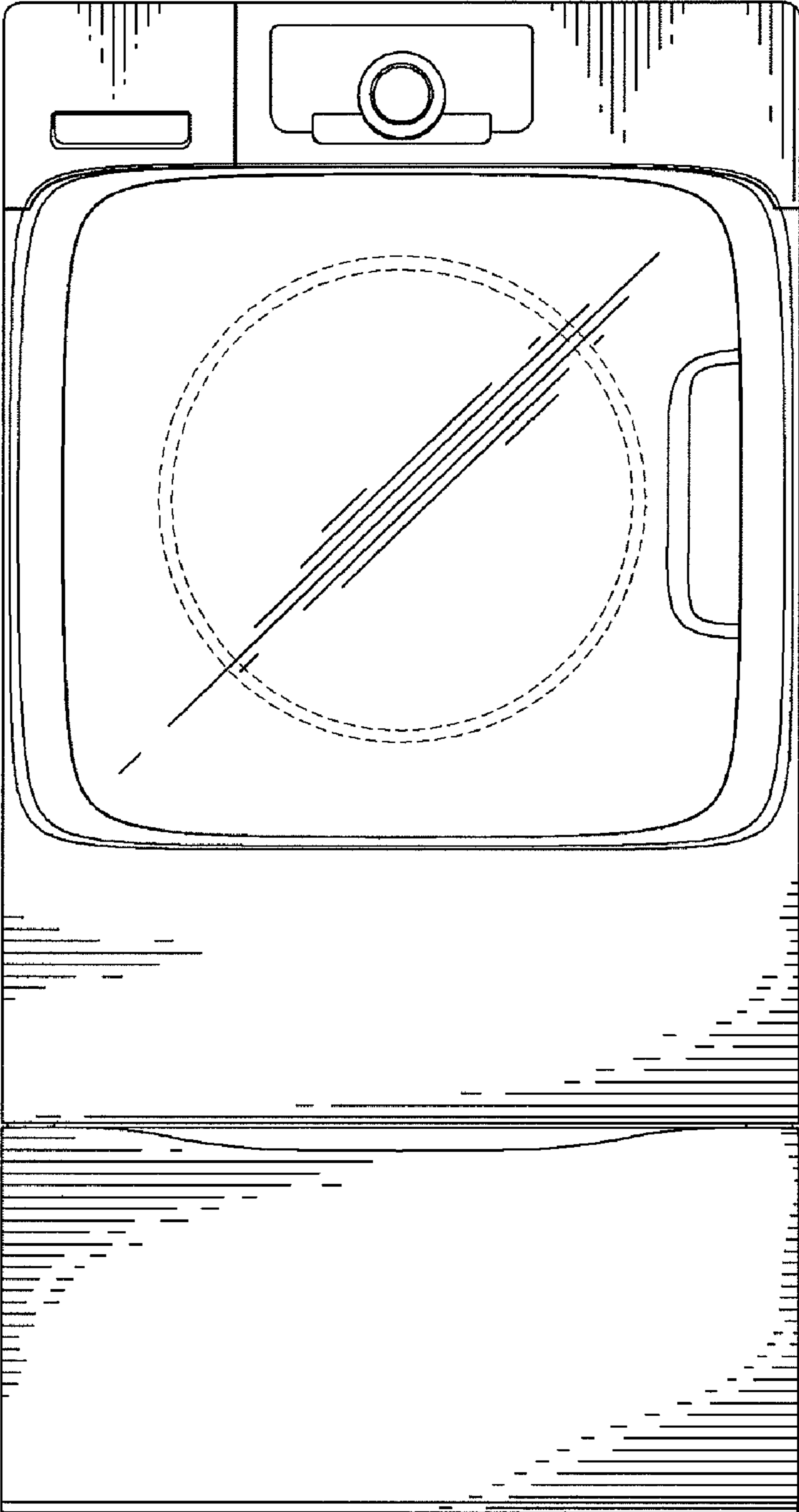


FIG. 3

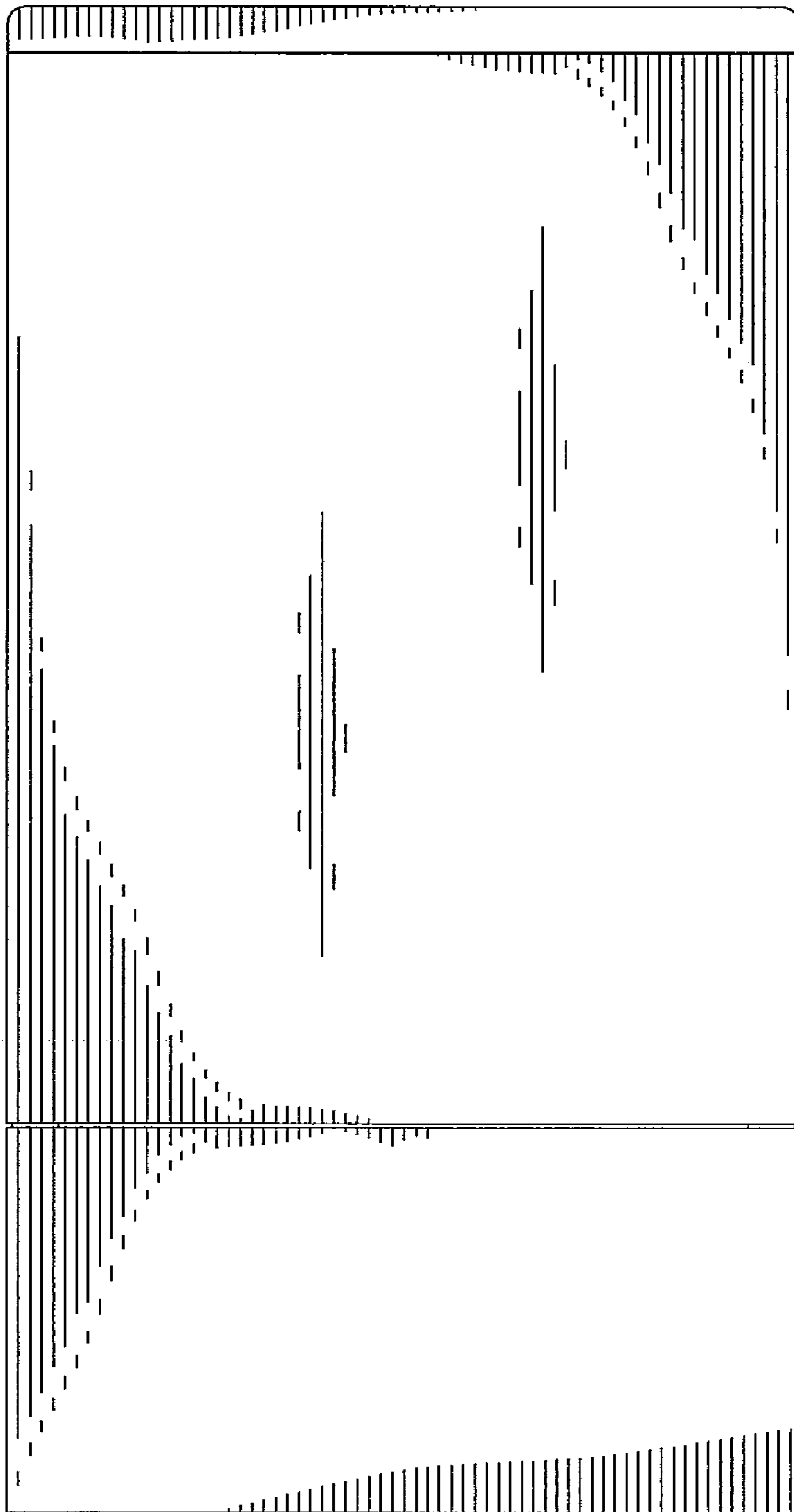


FIG. 4

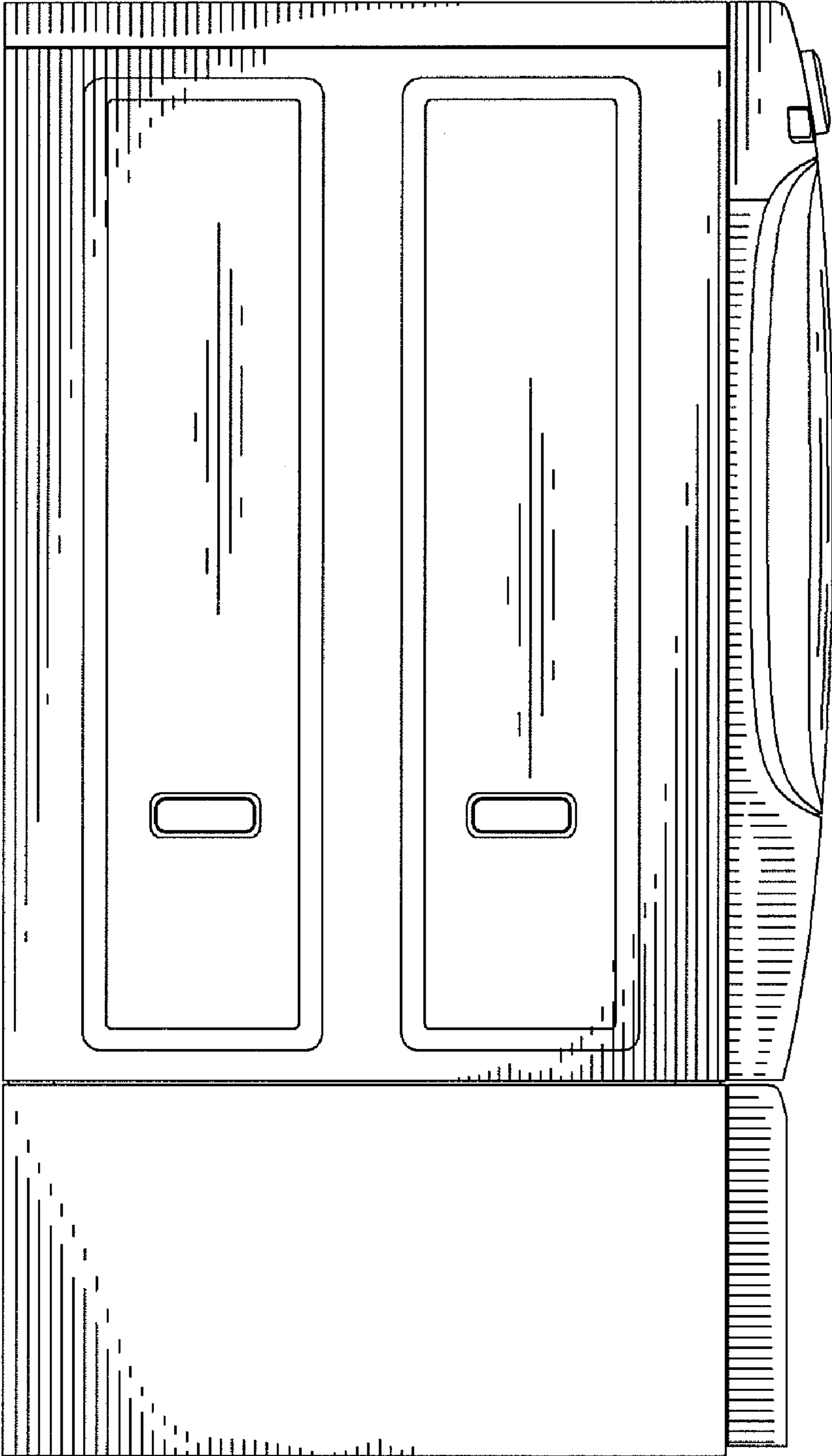


FIG. 5

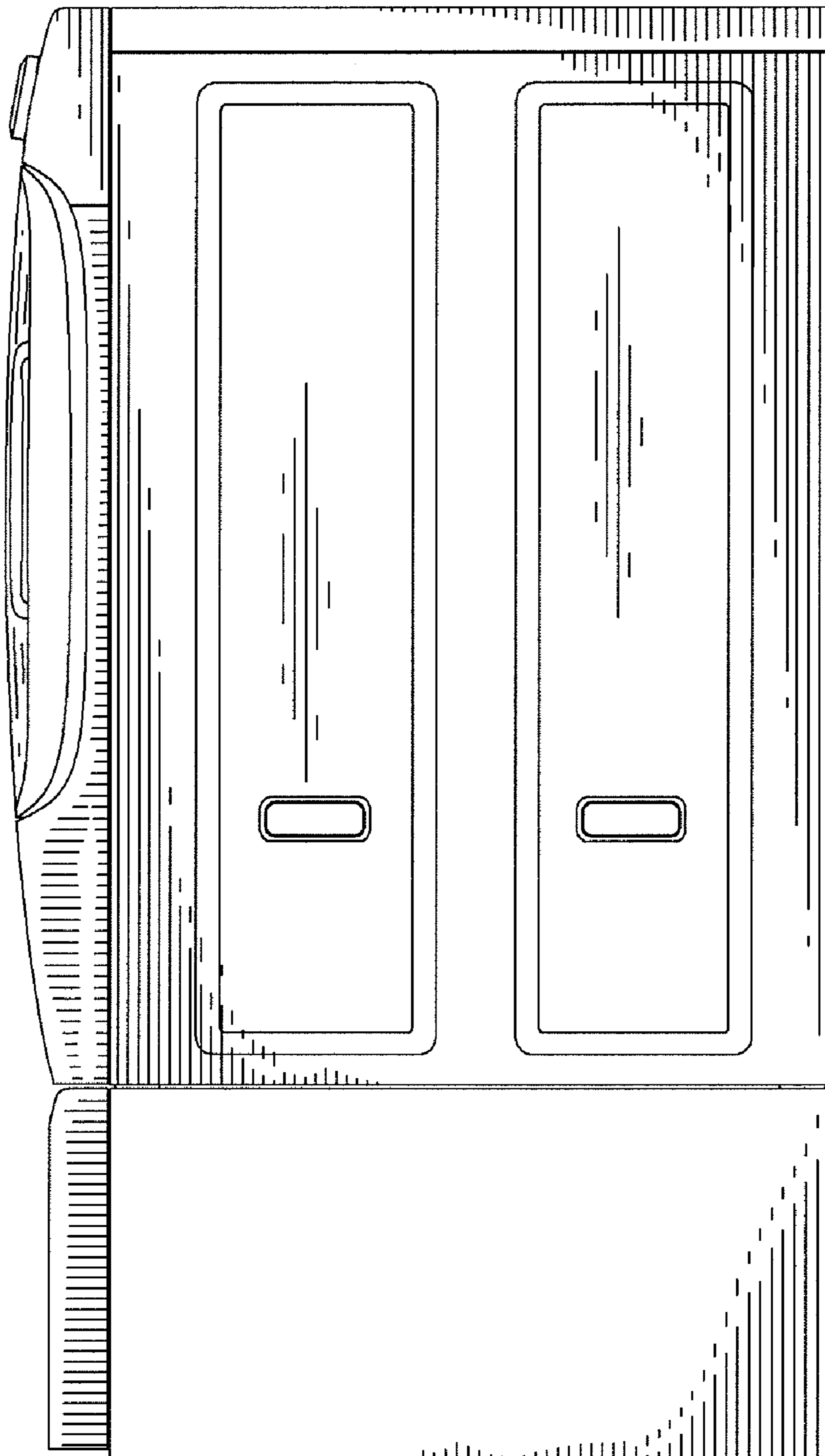


FIG. 6




FIG. 7

