



US00D627525S

(12) **United States Design Patent**
Seliskar

(10) **Patent No.:** **US D627,525 S**

(45) **Date of Patent:** **** Nov. 16, 2010**

(54) **CAT SCRATCHER**

(75) Inventor: **Carolyn Jill Seliskar**, 114 Mount Zion Loop, Morrilton, AR (US) 72110

(73) Assignee: **Carolyn Jill Seliskar**, Morrilton, AR (US)

(**) Term: **14 Years**

(21) Appl. No.: **29/332,785**

(22) Filed: **Feb. 25, 2009**

(51) **LOC (9) Cl.** **30-99**

(52) **U.S. Cl.** **D30/160**

(58) **Field of Classification Search** 119/702, 119/706-711, 28.5; D30/118-119, 160; D21/405-407, 465, 467, 474-476; D6/349, D6/382, 388, 597-598, 601; D3/207
See application file for complete search history.

(56) **References Cited**

U.S. PATENT DOCUMENTS

2,005,817	A *	6/1935	Yoder	119/706
D177,345	S *	4/1956	Nayer	D30/160
2,997,019	A *	8/1961	Bryson	119/706
4,112,873	A *	9/1978	Van Zandt	119/706
4,790,265	A *	12/1988	Manson	119/706
D307,369	S *	4/1990	Zollinger	D6/601
5,113,795	A *	5/1992	Delzio	119/706
D334,637	S *	4/1993	Mitchell	D30/160
D349,030	S *	7/1994	Chatterton et al.	D8/307
D355,057	S *	1/1995	Northrop et al.	D30/160

D365,241	S *	12/1995	Braden et al.	D6/601
5,592,901	A *	1/1997	Birmingham	119/706
6,024,053	A *	2/2000	Huang	119/707
D444,600	S *	7/2001	Spritzer	D30/160
6,349,437	B1 *	2/2002	Horning	5/632
6,490,996	B1 *	12/2002	Terry	119/706
D501,064	S *	1/2005	Williams	D30/160
D524,067	S *	7/2006	Spear	D6/349
D527,937	S *	9/2006	Aiken et al.	D6/601
D555,299	S *	11/2007	Tsengas	D30/160
D557,464	S *	12/2007	Novak	D30/160
D599,605	S *	9/2009	Junker et al.	D6/601
2005/0011469	A1 *	1/2005	Lipscomb et al.	119/706
2005/0263096	A1 *	12/2005	Mita et al.	119/706

* cited by examiner

Primary Examiner—Cathy Anne MacCormac

(57) **CLAIM**

The ornamental design for a cat scratcher, as shown and described.

DESCRIPTION

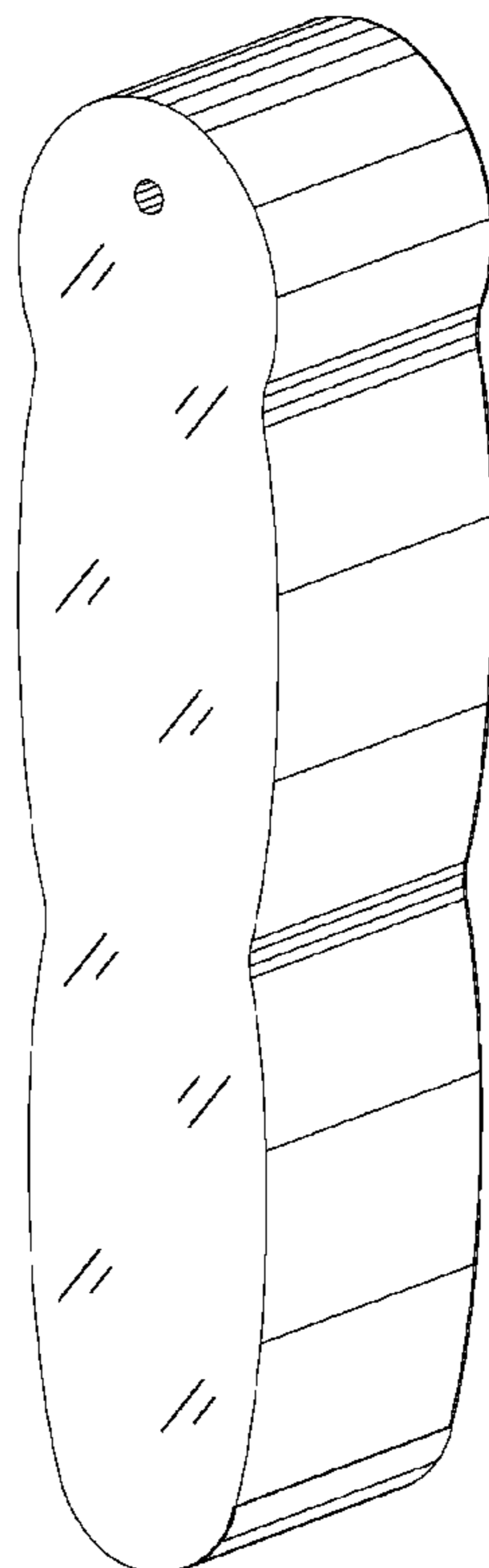
FIG. 1 is a perspective view a cat scratcher showing my new design;

FIG. 2 is a front view of the cat scratcher thereof, a rear view being identical;

FIG. 3 is a left side elevational view of the cat scratcher thereof, a right side elevational view being identical; and,

FIG. 4 is a top view thereof, a bottom view being identical.

1 Claim, 4 Drawing Sheets



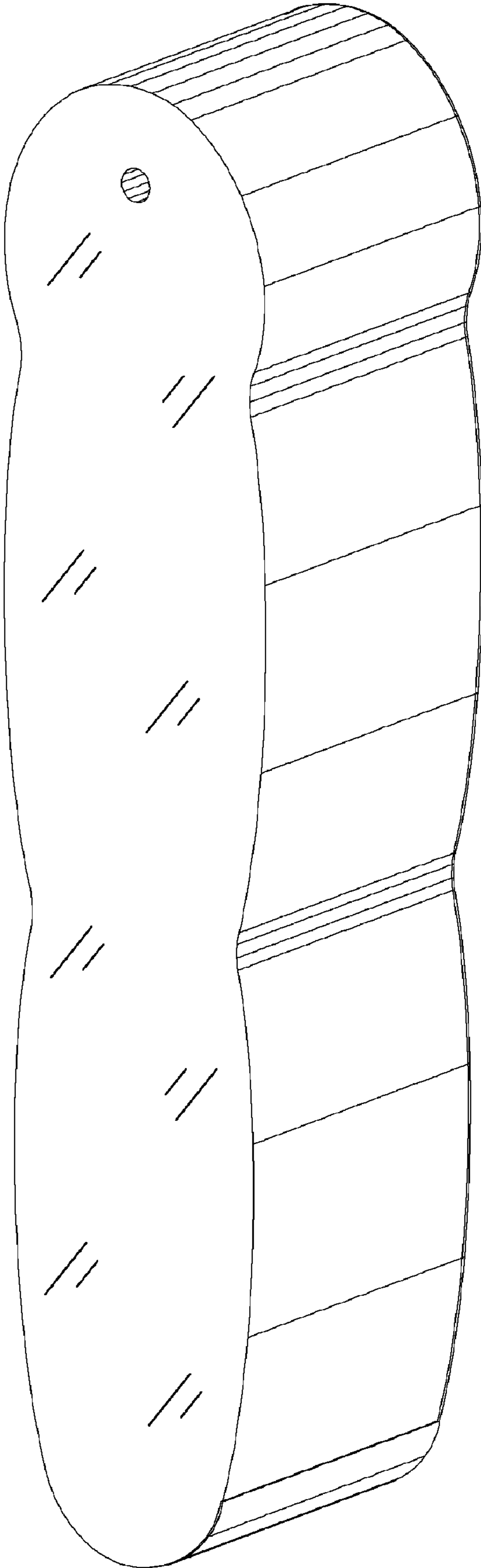


FIG. 1

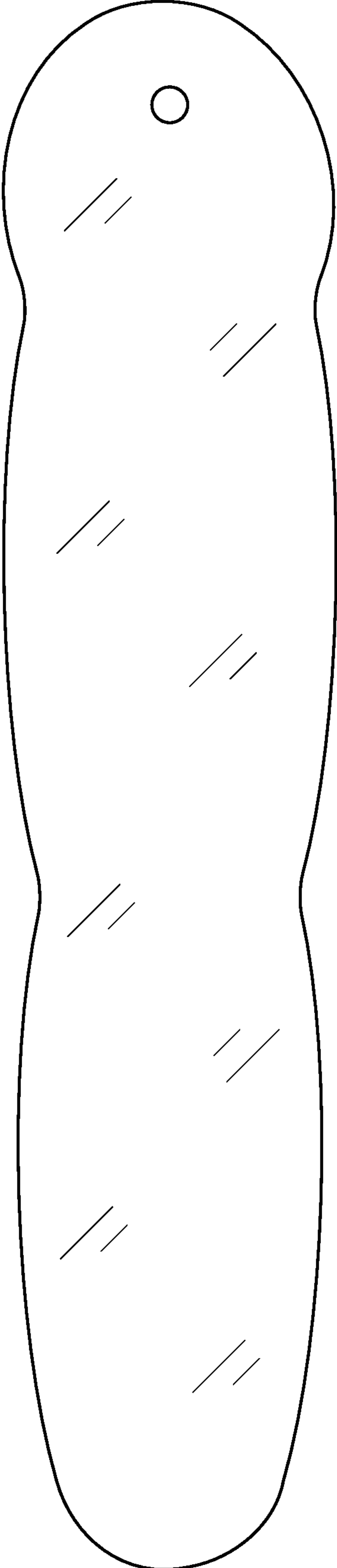


FIG. 2

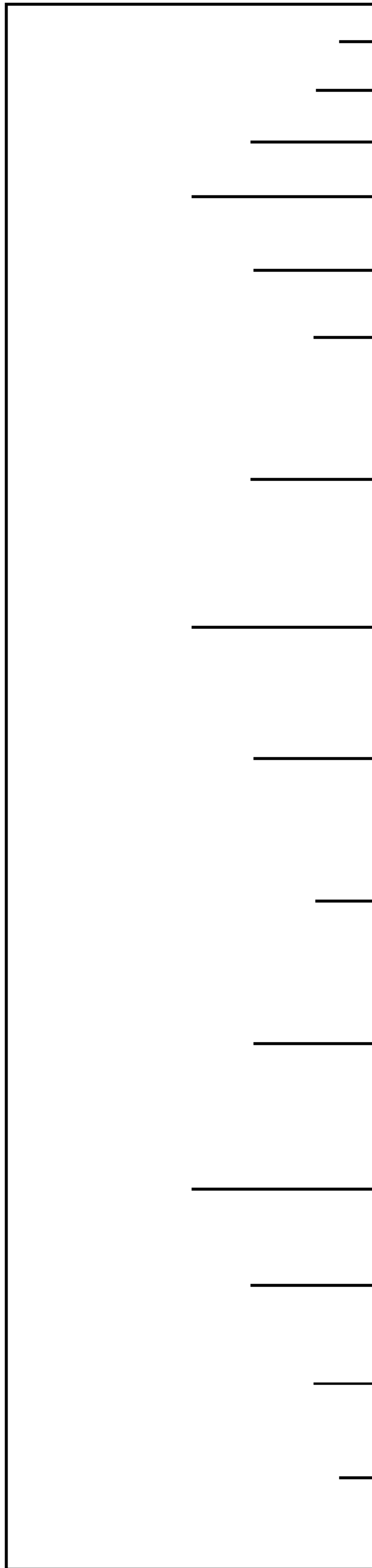


FIG. 3

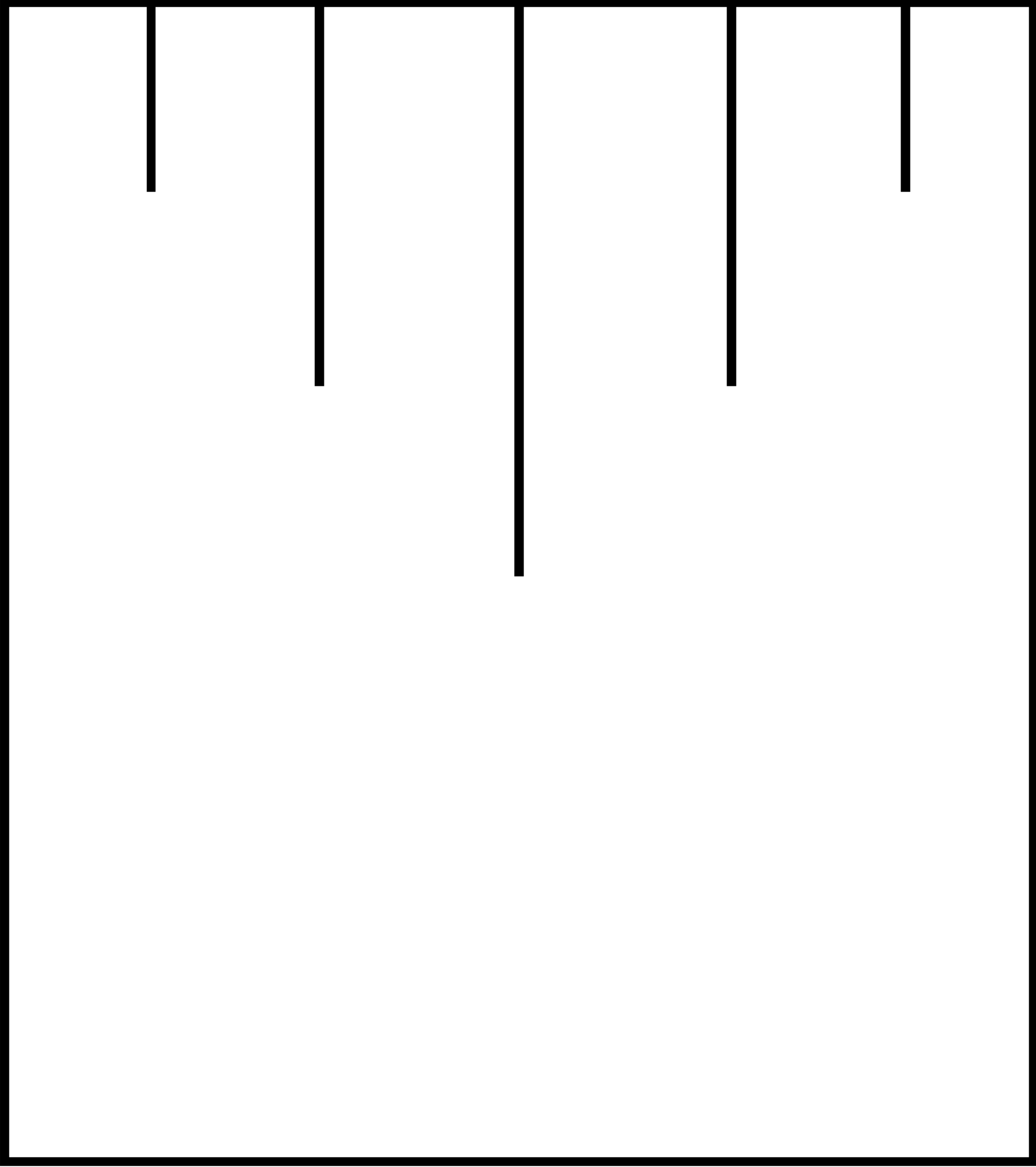


FIG. 4