



US00D627514S

(12) **United States Design Patent**
Kim

(10) **Patent No.:** **US D627,514 S**

(45) **Date of Patent:** **** Nov. 16, 2010**

(54) **HAIR IRON**

(75) Inventor: **Hae Jin Kim**, Seoul (KR)

(73) Assignee: **GHD Korea, Inc.** (KR)

(**) Term: **14 Years**

(21) Appl. No.: **29/343,649**

(22) Filed: **Sep. 16, 2009**

(51) **LOC (9) Cl.** **28-03**

(52) **U.S. Cl.** **D28/35**

(58) **Field of Classification Search** D28/35,
D28/38; 132/223–236; 219/222, 225–227,
219/242

See application file for complete search history.

(56) **References Cited**

U.S. PATENT DOCUMENTS

D485,011	S	*	1/2004	Nam	D28/35
D511,023	S	*	10/2005	Cho	D28/35
D575,453	S	*	8/2008	Overend	D28/35
D581,592	S	*	11/2008	Hein	D28/35
2006/0196523	A1	*	9/2006	Choi	132/224
2007/0209673	A1	*	9/2007	Choi	132/224
2008/0173630	A1	*	7/2008	Ceva	219/222

2009/0044823 A1* 2/2009 Overend et al. 132/223
2009/0260650 A1* 10/2009 Jung 132/224

* cited by examiner

Primary Examiner—Jennifer Rivard

(74) *Attorney, Agent, or Firm*—Park & Associates IP Law
LLC

(57) **CLAIM**

The ornamental design for a hair iron, as shown and described.

DESCRIPTION

FIG. 1 is a perspective view of a hair iron in accordance with the new design;

FIG. 2 is a front elevational view thereof;

FIG. 3 is a rear elevational view thereof;

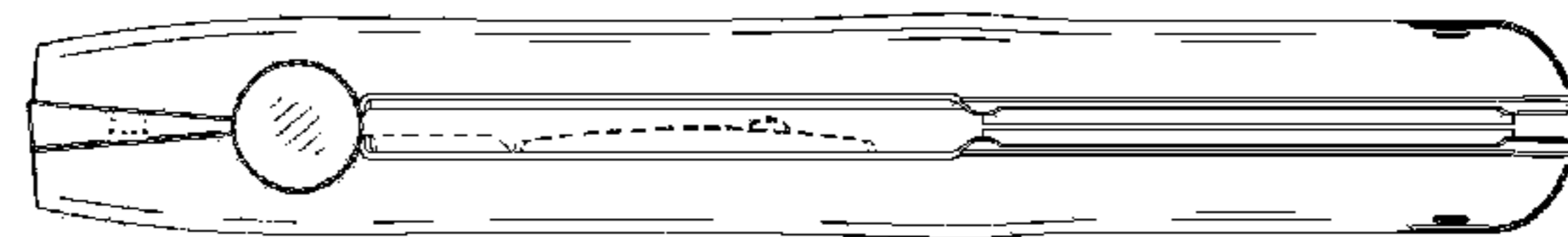
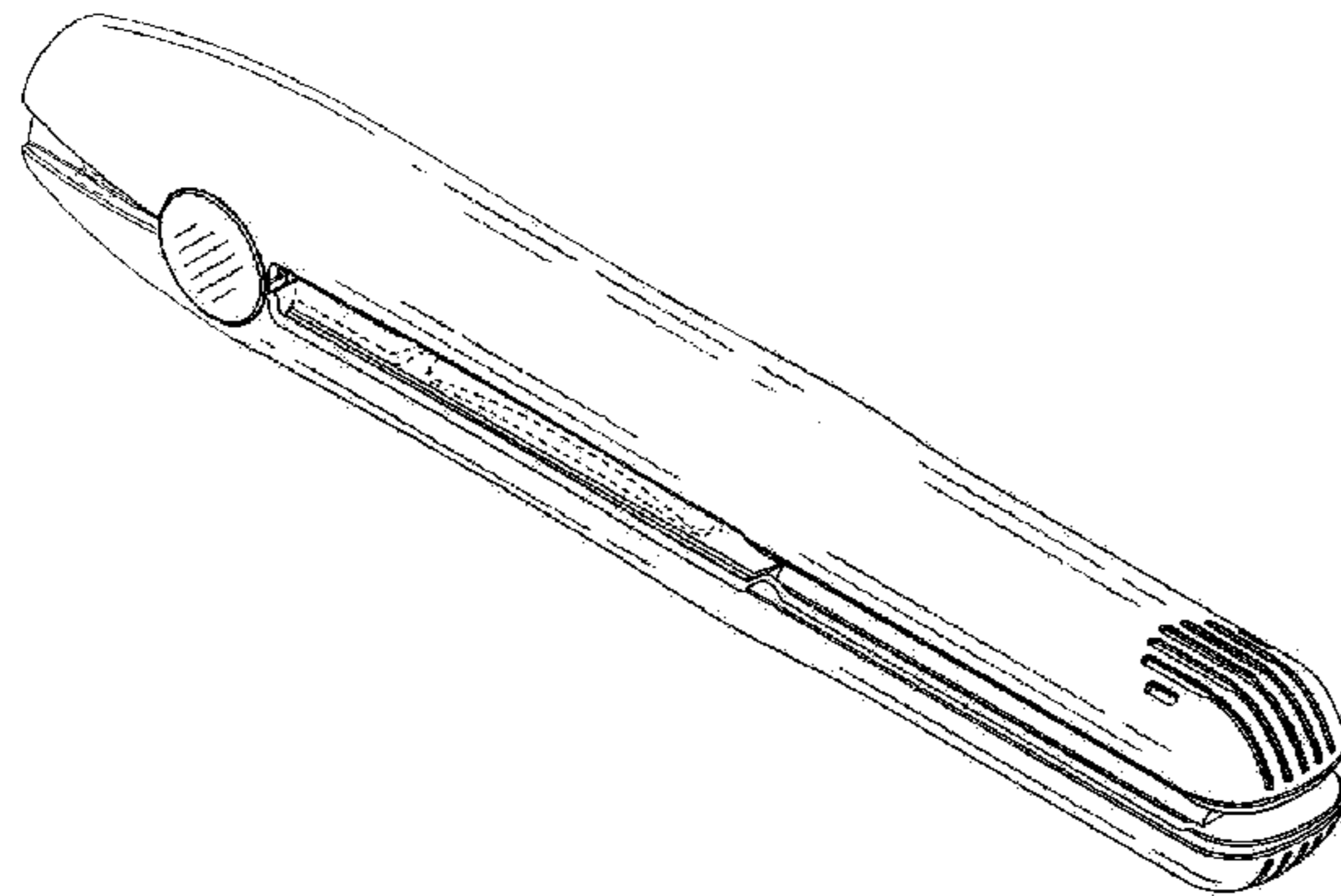
FIG. 4 is a left side elevational view thereof;

FIG. 5 is a right side elevational view thereof;

FIG. 6 is a top plan view thereof; and,

FIG. 7 is a bottom plan view thereof. The broken lines shown in FIGS. 1-4 of the drawings illustrate portions of the article and form no part of the claimed design.

1 Claim, 3 Drawing Sheets



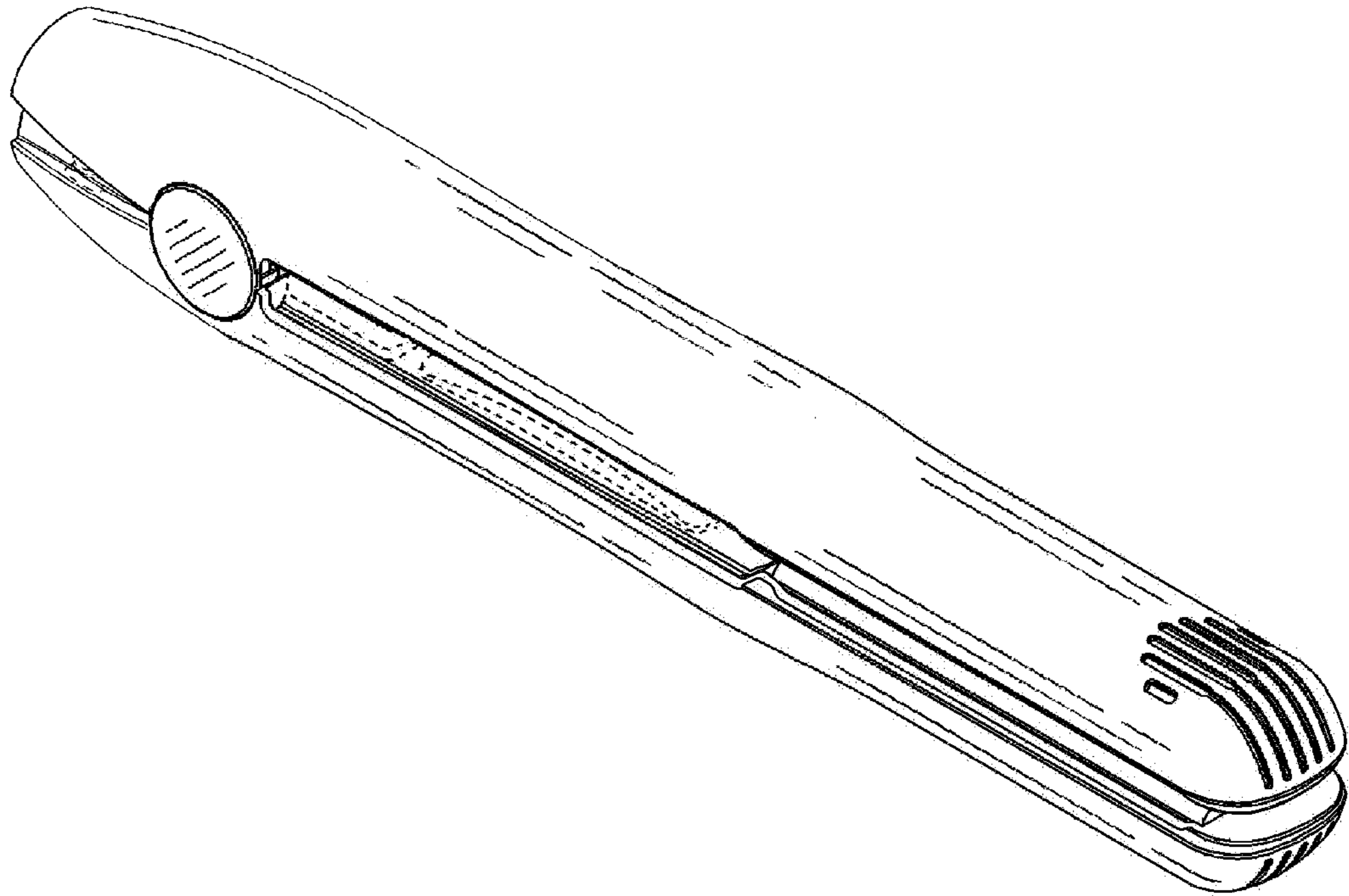


FIG. 1

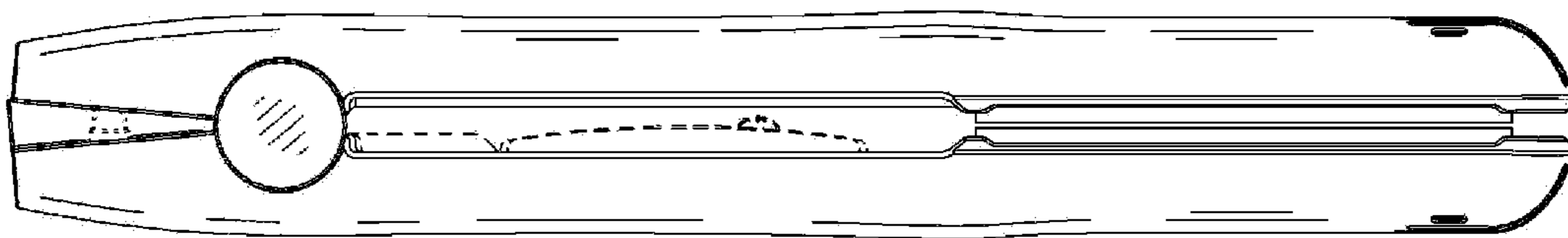


FIG. 2

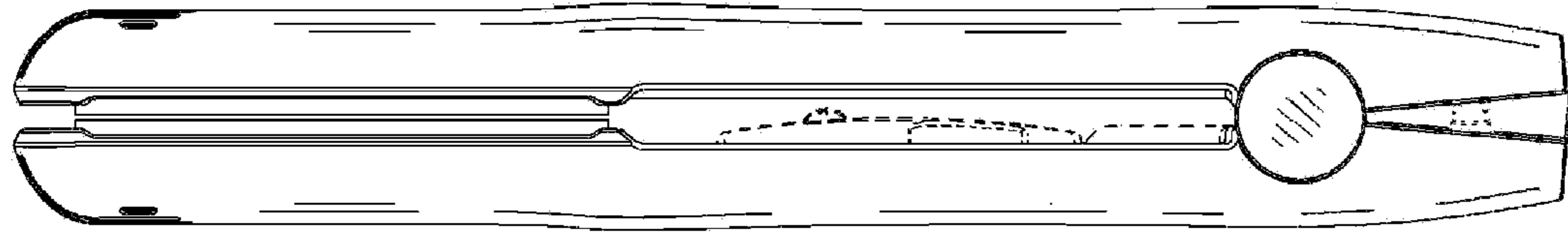


FIG. 3

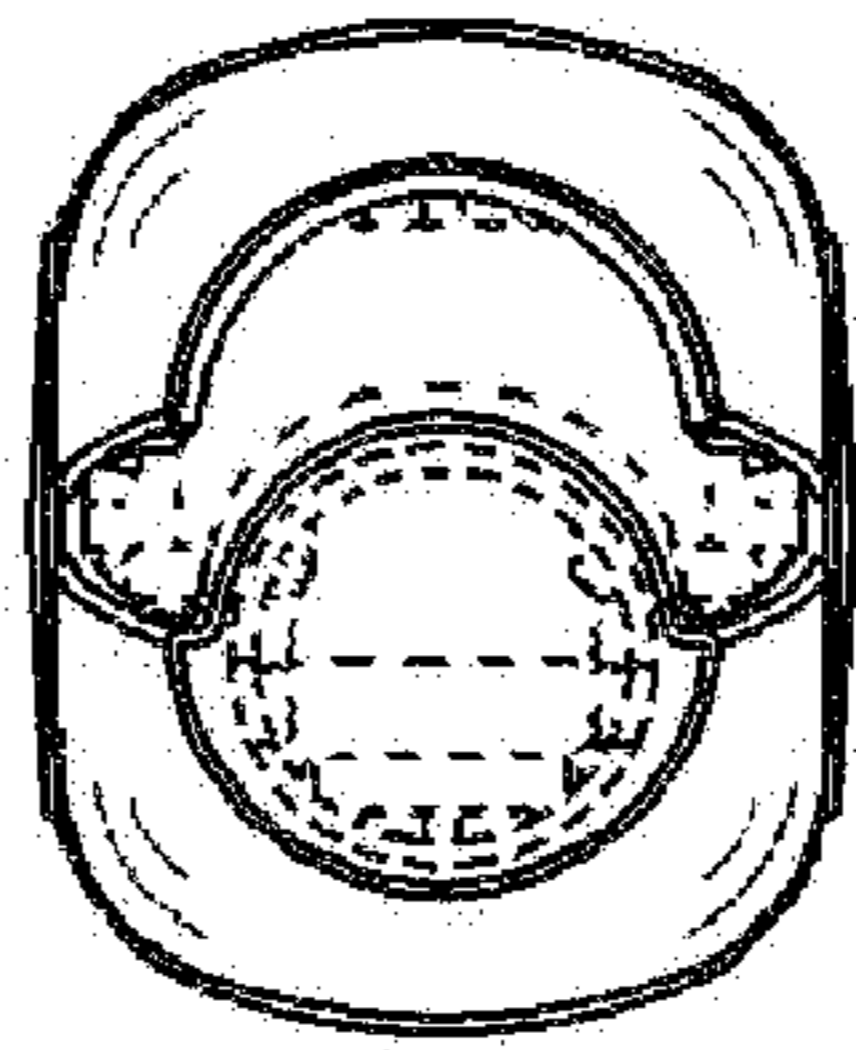


FIG. 4

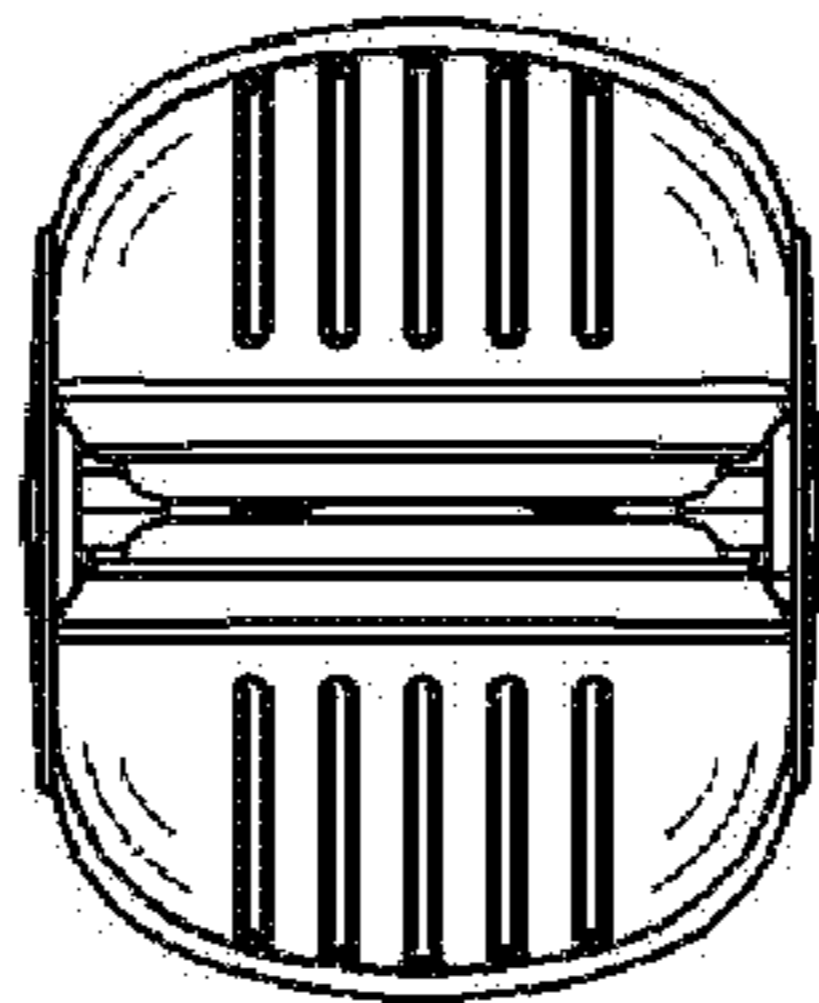


FIG. 5




FIG. 6

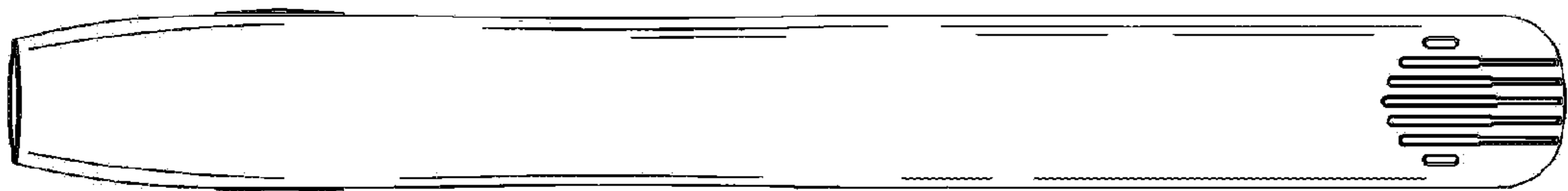


FIG. 7