



US00D627506S

(12) **United States Design Patent**
Lin

(10) **Patent No.:** **US D627,506 S**

(45) **Date of Patent:** **** Nov. 16, 2010**

(54) **LAMPSHADE**

(76) Inventor: **Martin Lin**, 5F.-2, No. 449, Sec. 2,
Gongyi Rd., Nantun Dist., Taichung City
40867 (TW)

(**) Term: **14 Years**

(21) Appl. No.: **29/355,901**

(22) Filed: **Feb. 16, 2010**

(51) **LOC (9) Cl.** **26-99**

(52) **U.S. Cl.** **D26/125**

(58) **Field of Classification Search** D26/124,
D26/123, 129, 130, 131, 120, 113, 152, 138,
D26/72, 77, 81, 83, 139, 85, 71, 87, 26, 118,
D26/125, 73, 9, 134, 84, 127, 63, 50, 119,
D26/60, 67, 128, 88, 86, 141, 142, 145, 153,
D26/154, 155, 76, 78, 122; 428/26; 362/147,
362/351, 365, 350, 348, 335, 364, 235, 249.02,
362/294, 345, 366, 249.1, 25, 240, 376, 221,
362/223, 325, 342; D12/163, 193; D11/125,
D11/121, 49, 117, 184; D1/106, 107; D23/366;
D6/332

See application file for complete search history.

(56) **References Cited**

U.S. PATENT DOCUMENTS

D143,974 S *	2/1946	Katz	D11/49
D195,196 S *	5/1963	Milliken	D12/163
6,139,167 A *	10/2000	Chang	362/249.15
D457,648 S *	5/2002	Chang	D25/26
D458,184 S *	6/2002	Saari	D11/125
D500,260 S *	12/2004	Majors	D11/81

D500,466 S *	1/2005	Elwell et al.	D12/163
D512,807 S *	12/2005	Haro	D1/107
D526,461 S *	8/2006	Haro	D1/106
D533,678 S *	12/2006	Conrad	D26/139
D550,882 S *	9/2007	Brewer	D26/73
D563,288 S *	3/2008	Moore	D12/163
D577,643 S *	9/2008	Hu	D12/193
2003/0179575 A1 *	9/2003	Huang	362/252

* cited by examiner

Primary Examiner—Cathron C Brooks

Assistant Examiner—Kevin K Rudzinski

(74) *Attorney, Agent, or Firm*—Banger Shia

(57) **CLAIM**

The ornamental design for a lampshade, as shown and described.

DESCRIPTION

FIG. 1 is a perspective view of a lampshade showing my new design;

FIG. 2 is a front elevational view thereof;

FIG. 3 is a rear elevational view thereof;

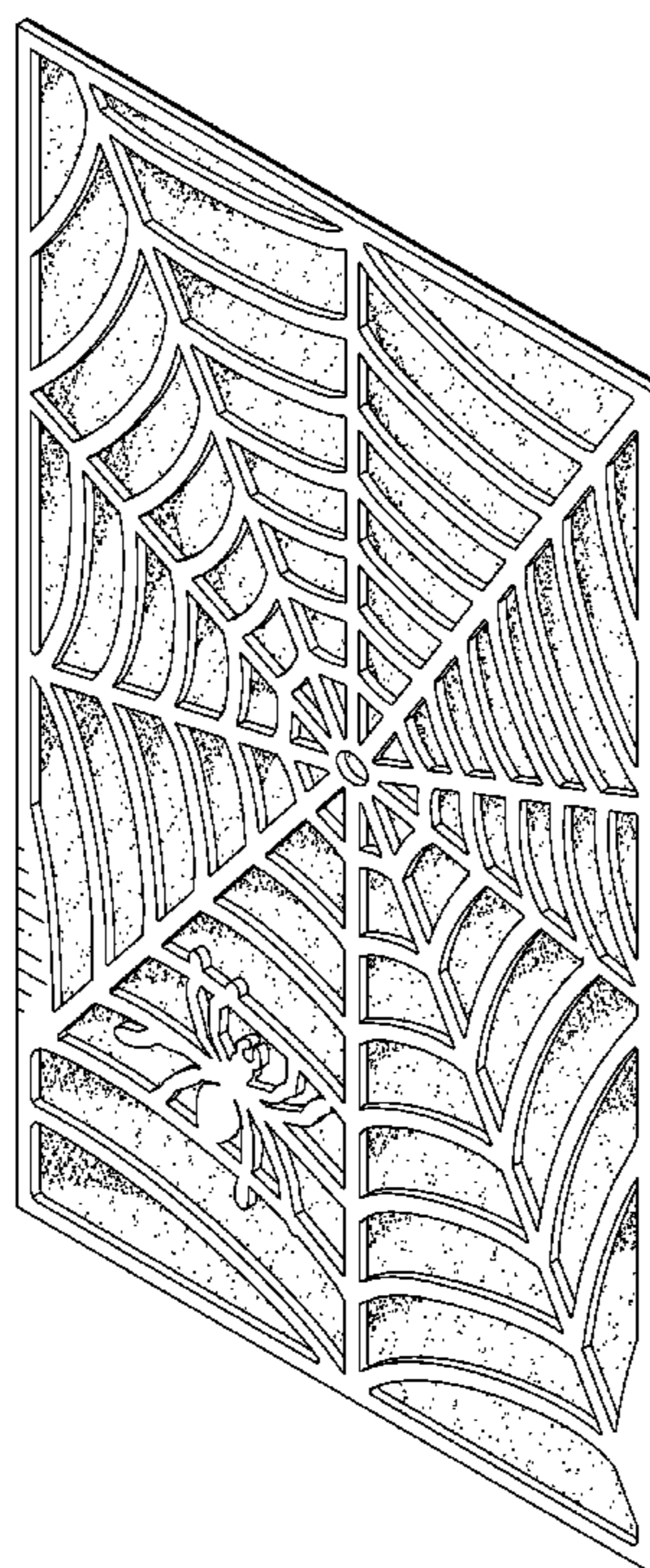
FIG. 4 is a left side elevational view thereof;

FIG. 5 is a top & bottom plan view thereof; and,

FIG. 6 is an illustrative view showing a use-state of a lampshade of my design.

The broken lines shown are included for the purpose of illustrating environmental structure and form no part of the claimed design. The different shading used in the drawings demonstrates a contrast in appearance.

1 Claim, 6 Drawing Sheets



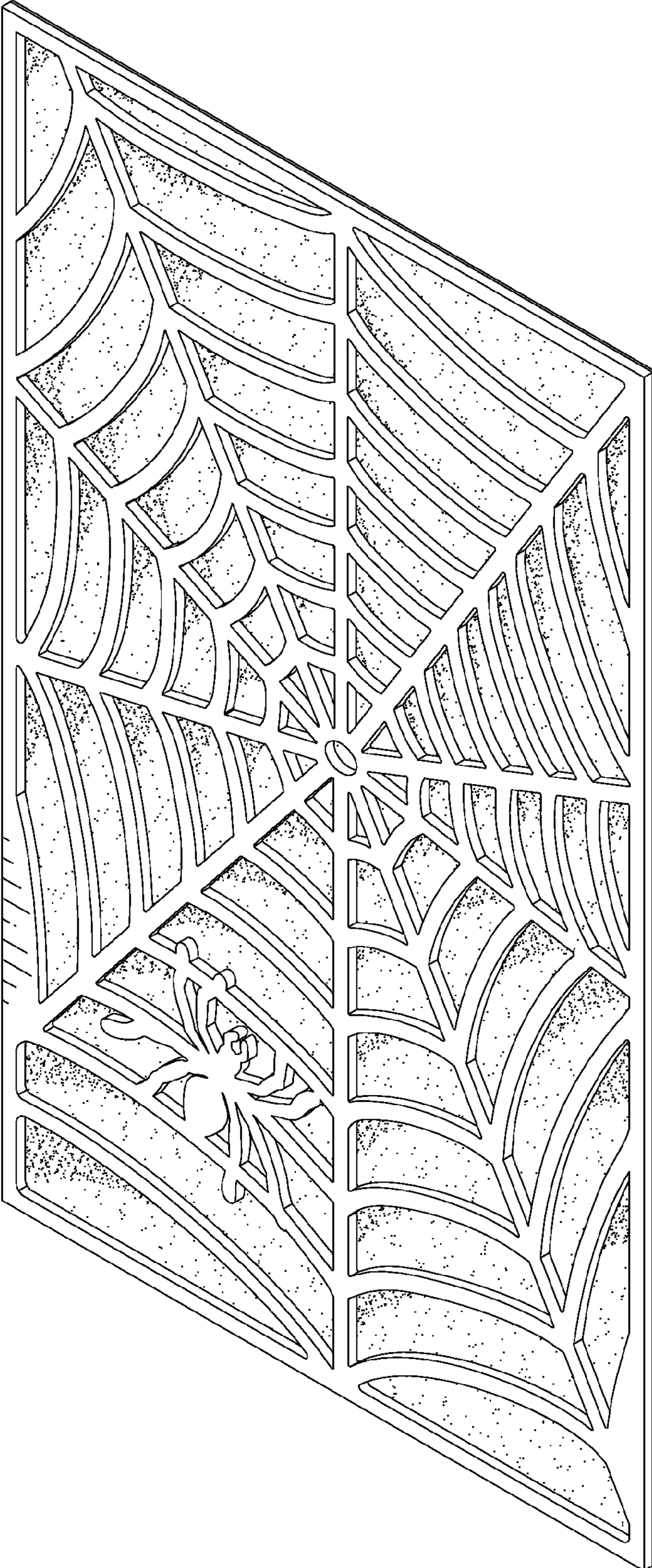


FIG. 1




FIG. 2




FIG. 3



FIG. 4




FIG. 5

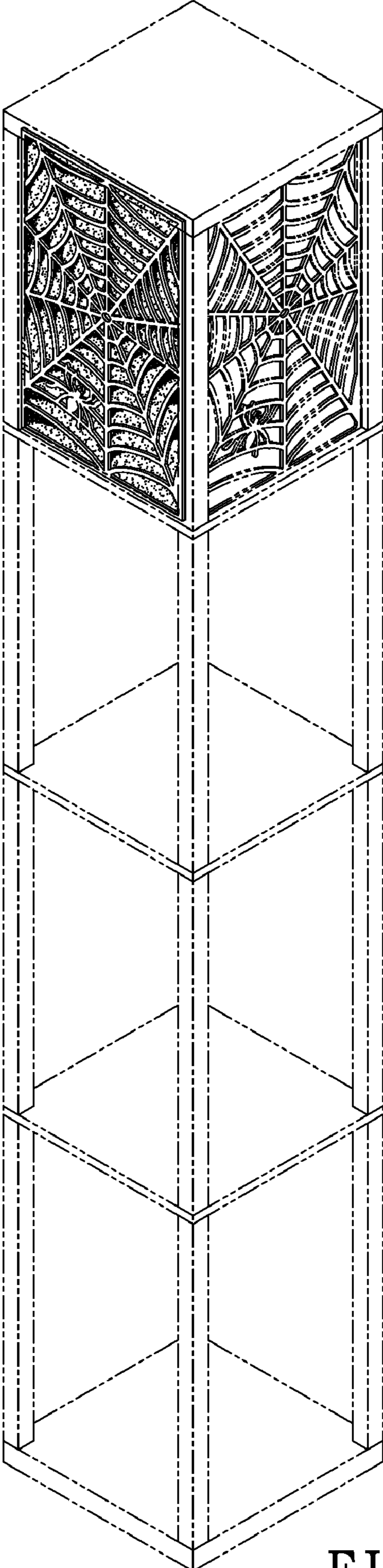


FIG. 6