



US00D627427S

(12) **United States Design Patent**
Joensson

(10) **Patent No.:** **US D627,427 S**

(45) **Date of Patent:** **** Nov. 16, 2010**

(54) **WATER TANK**

(75) Inventor: **Mikael Joensson**, Soelvesborg (SE)

(73) Assignee: **Salzburger Aluminium Aktiengesellschaft**, Lend (AT)

(**) Term: **14 Years**

(21) Appl. No.: **29/350,187**

(22) Filed: **Nov. 12, 2009**

(30) **Foreign Application Priority Data**

May 14, 2009	(EM)	00151	2211-0001
May 14, 2009	(EM)	00151	2211-0004
May 14, 2009	(EM)	00151	2211-0005

(51) **LOC (9) Cl.** **23-01**

(52) **U.S. Cl.** **D23/202**

(58) **Field of Classification Search** D23/202,
D23/203, 225; 220/587, 565, 567.1; 210/532.2;
137/581

See application file for complete search history.

(56) **References Cited**

U.S. PATENT DOCUMENTS

5,102,005	A *	4/1992	Trussler	220/4.12
5,609,267	A *	3/1997	Johnson et al.	220/751
5,806,702	A *	9/1998	Sabo	220/4.12

* cited by examiner

Primary Examiner—Robin V Webster

(74) *Attorney, Agent, or Firm*—Hoffmann & Baron, LLP

(57) **CLAIM**

The ornamental design for a water tank, as shown and described.

DESCRIPTION

FIG. 1 is a perspective view of a water tank showing my new design;

FIG. 2 is a top plan view thereof;

FIG. 3 is a bottom plan view thereof;

FIG. 4 is a front view thereof;

FIG. 5 is a rear view thereof;

FIG. 6 is a right side view thereof;

FIG. 7 is a left side view thereof;

FIG. 8 is a perspective view of an alternate embodiment;

FIG. 9 is a top plan view thereof;

FIG. 10 is a bottom plan view thereof;


FIG. 11 is a front view thereof;

FIG. 12 is a rear view thereof;

FIG. 13 is a right side elevational view thereof; and,

FIG. 14 is a left side view thereof.

1 Claim, 8 Drawing Sheets






Fig. 1

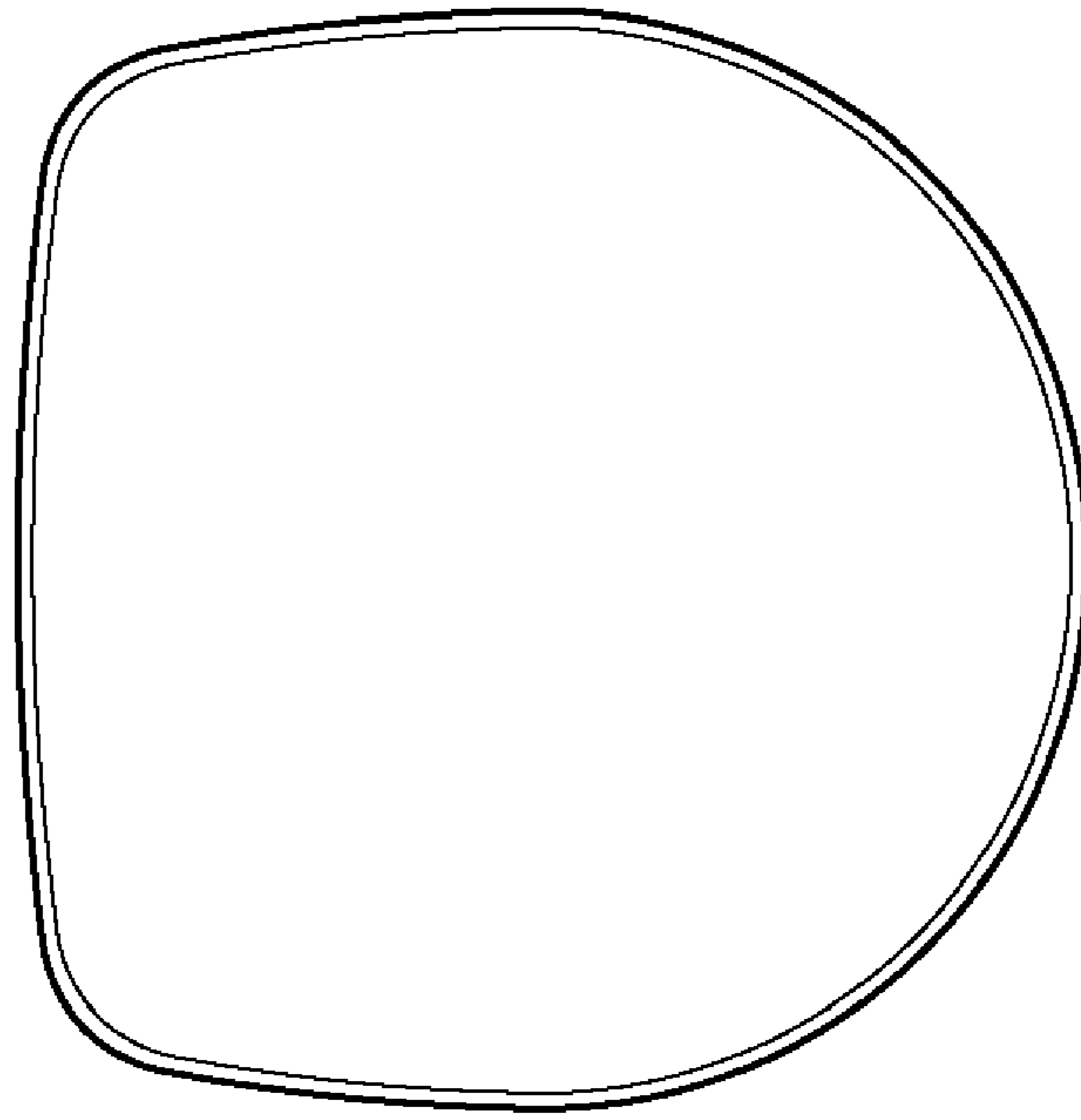


Fig. 2

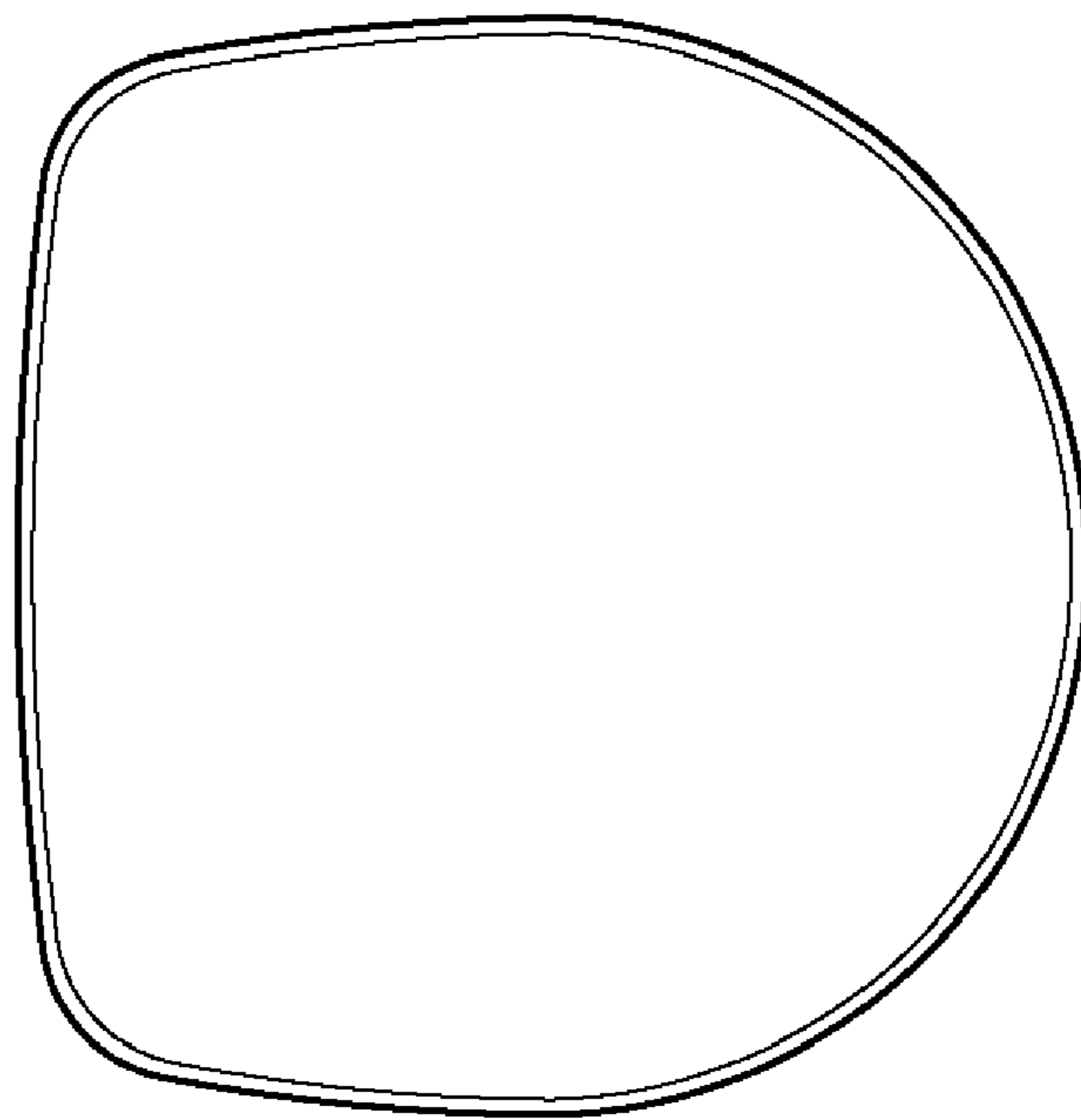


Fig. 3




Fig. 4




Fig. 5




Fig. 6




Fig. 7




Fig. 8

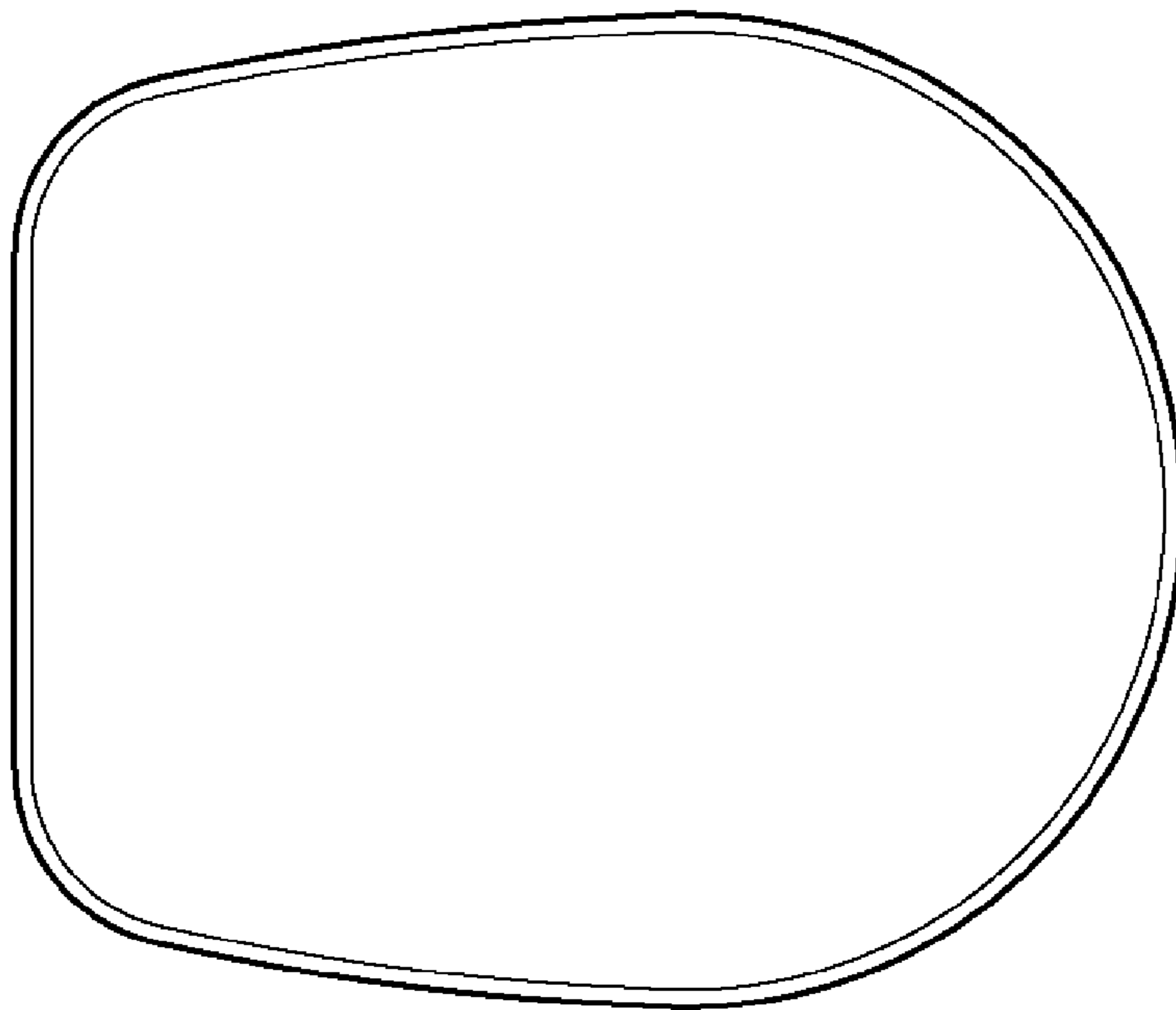


Fig. 9

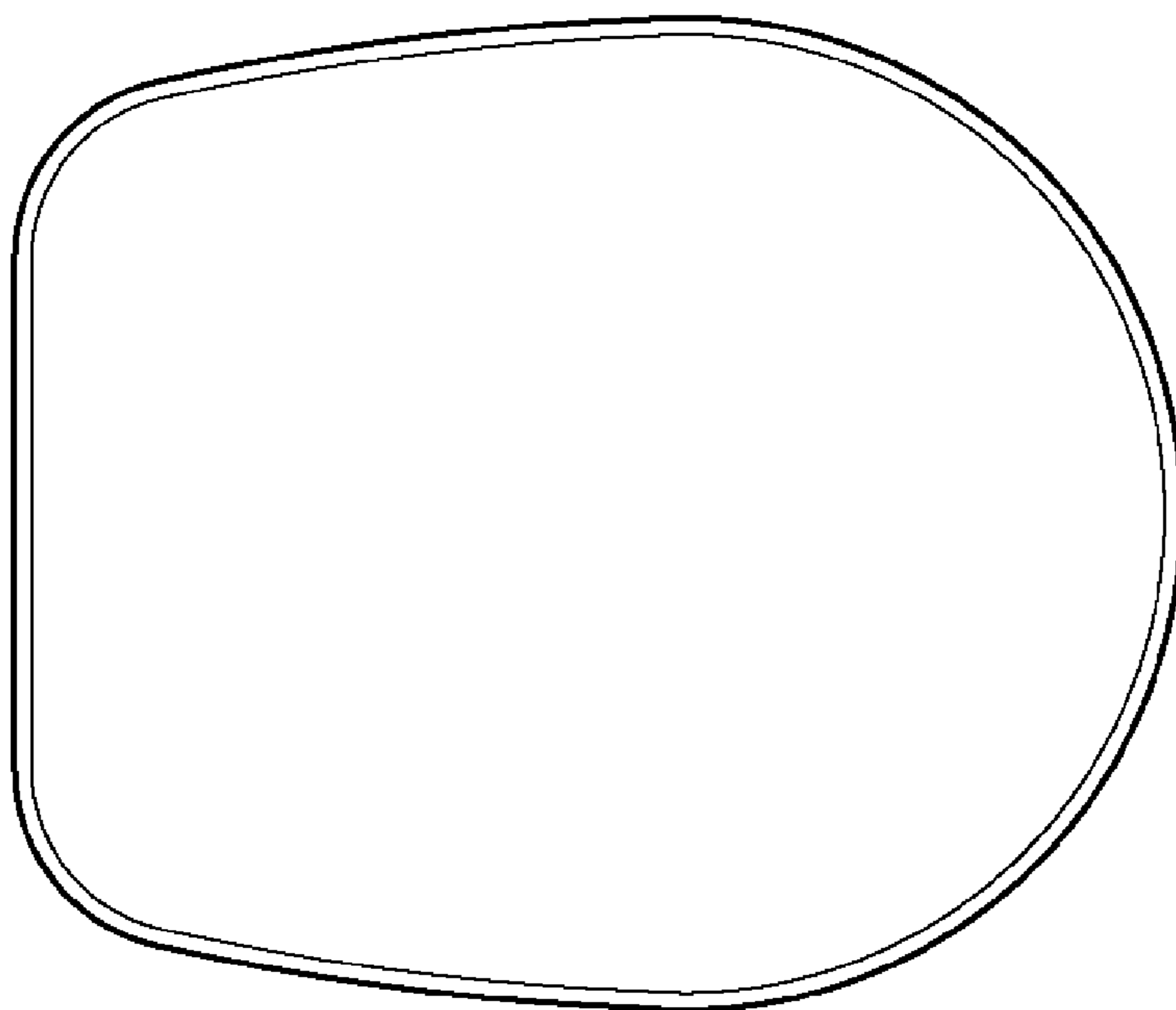


Fig. 10




Fig. 11




Fig. 12




Fig. 13




Fig. 14