



US00D627413S

(12) **United States Design Patent**
Kossowsky

(10) **Patent No.:** **US D627,413 S**

(45) **Date of Patent:** **** Nov. 16, 2010**

(54) **DIVIDER**

(76) Inventor: **Andrew Kossowsky**, 160 Locust La.,
Irvington, NY (US) 10533

(**) Term: **14 Years**

(21) Appl. No.: **29/354,363**

(22) Filed: **Jan. 22, 2010**

(51) **LOC (9) Cl.** **21-02**

(52) **U.S. Cl.** **D21/789**

(58) **Field of Classification Search** D21/789;
473/168, 405

See application file for complete search history.

(56) **References Cited**

U.S. PATENT DOCUMENTS

5,586,942	A *	12/1996	Wittek et al.	473/168
5,603,669	A *	2/1997	Scott et al.	473/405
D385,938	S *	11/1997	Wittek et al.	D21/789
D435,279	S *	12/2000	Hope et al.	D21/789
6,168,538	B1 *	1/2001	Schy et al.	473/405
D462,409	S *	9/2002	Arnold	D21/794

OTHER PUBLICATIONS

Eagle One Golf Products: On-line store, "Backyard Putting Greens",
1 page; www.eagleonegolf.com; dated Jan. 22, 2010.

* cited by examiner

Primary Examiner—Mitchell I Siegel

(74) *Attorney, Agent, or Firm*—Lackebach Siegel, LLP;
Andrew F. Young

(57) **CLAIM**

The ornamental design for a divider, as shown and described.

DESCRIPTION

FIG. 1 is a front perspective view of the present invention.

FIG. 2 is a top plan view of FIG. 1.

FIG. 3 is a front elevation view of FIG. 1, the rear elevation
view being a mirror image thereof.

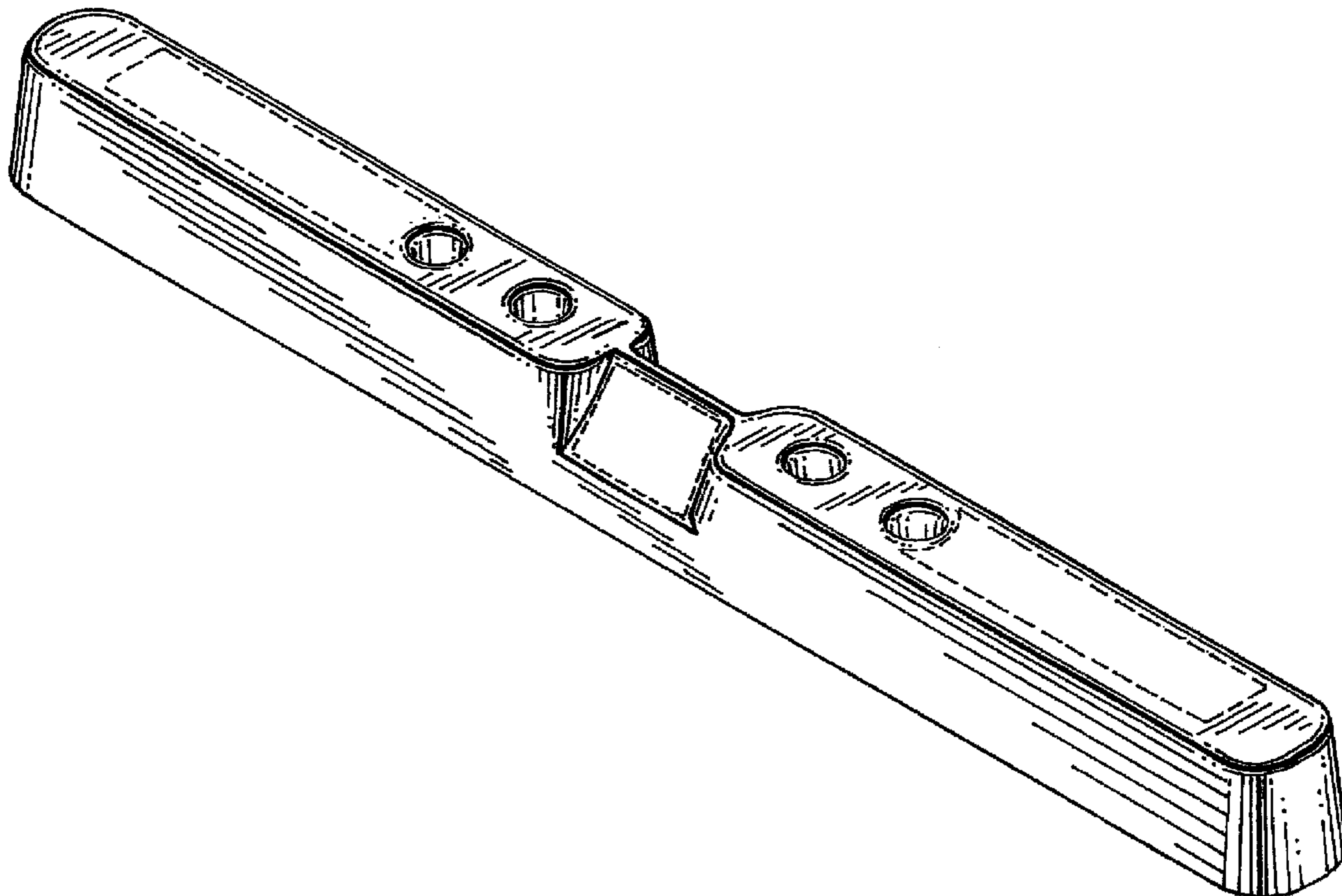
FIG. 4 is a left side elevation view of FIG. 1, the right side
elevation being a mirror image thereof; and,

FIG. 5 is a bottom plan view of FIG. 1.

The broken line showing is included for the purpose of illus-
trating and forms no part of the claimed design.

The present invention is a design for a golf divider with
alternative design and support shapes.

1 Claim, 2 Drawing Sheets



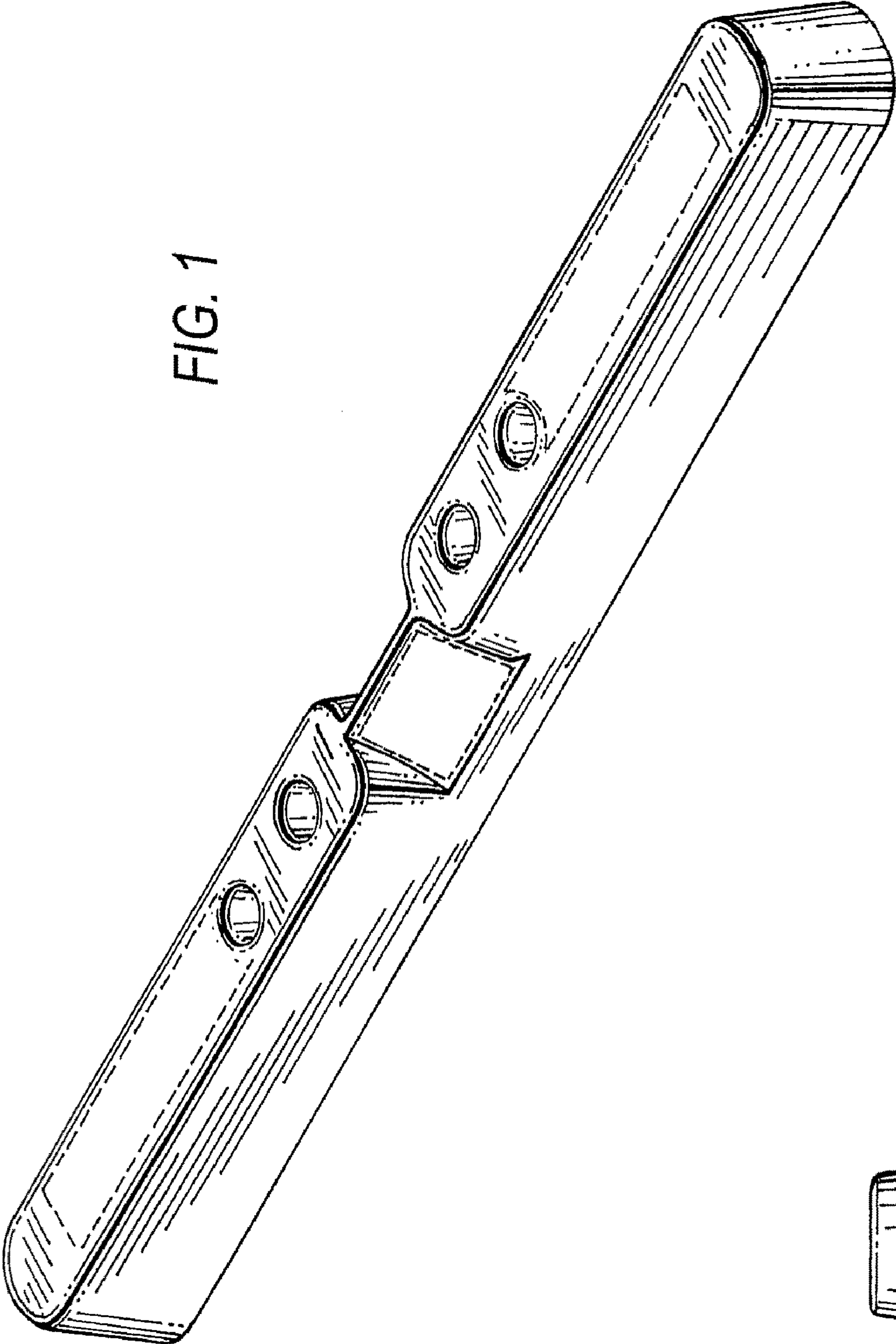


FIG. 1




FIG. 4

FIG. 2

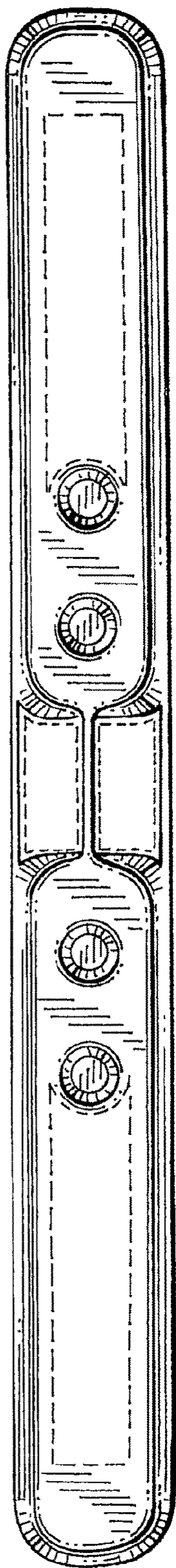


FIG. 3

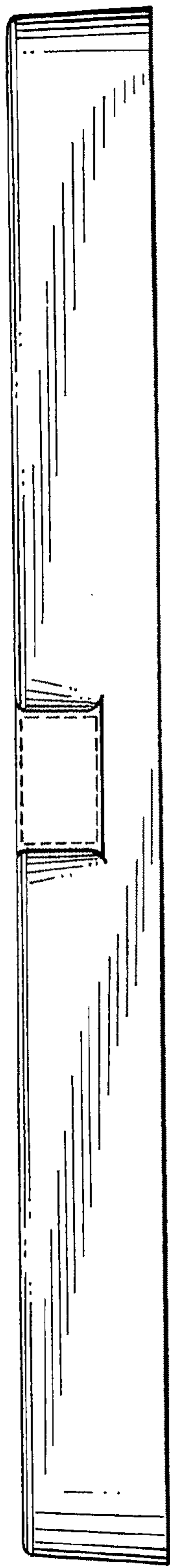


FIG. 5

