



US00D627408S

(12) **United States Design Patent**
Lindsay

(10) **Patent No.:** **US D627,408 S**

(45) **Date of Patent:** **** Nov. 16, 2010**

(54) **GOLF CLUB HEAD**

(75) Inventor: **Howard A. Lindsay**, Scottsdale, AZ
(US)

(73) Assignee: **Vyatek Sports, Inc.**, Tempe, AZ (US)

(**) Term: **14 Years**

(21) Appl. No.: **29/343,716**

(22) Filed: **Sep. 17, 2009**

(51) **LOC (9) Cl.** **21-02**

(52) **U.S. Cl.** **D21/733**

(58) **Field of Classification Search** D21/733,
D21/752, 759; 473/324–331, 343–346
See application file for complete search history.

(56) **References Cited**

U.S. PATENT DOCUMENTS

D385,003 S *	10/1997	Burrows	D21/752
D390,294 S *	2/1998	Burrows	D21/752
D390,295 S *	2/1998	Burrows	D21/752
D392,354 S *	3/1998	Burrows	D21/752
D399,898 S *	10/1998	Stone et al.	D21/733
D425,158 S *	5/2000	Long et al.	D21/752
D453,365 S *	2/2002	Carr et al.	D21/752
D532,858 S *	11/2006	Rice	D21/759
D534,599 S *	1/2007	Barez et al.	D21/752
D537,895 S *	3/2007	Breier et al.	D21/752
D553,206 S *	10/2007	Morales et al.	D21/733
D557,362 S *	12/2007	Serrano et al.	D21/752
D557,363 S *	12/2007	Jertson et al.	D21/752
D558,287 S *	12/2007	Jertson et al.	D21/752
D558,288 S *	12/2007	Jertson et al.	D21/752
D561,286 S *	2/2008	Morales et al.	D21/759
D567,317 S *	4/2008	Jertson et al.	D21/733
D594,919 S *	6/2009	Schweigert et al.	D21/752
D596,252 S *	7/2009	Jertson et al.	D21/752
D603,472 S *	11/2009	Schweigert et al.	D21/752

D617,403 S * 6/2010 Llewellyn et al. D21/752
2006/0052181 A1 * 3/2006 Serrano et al. 473/345

* cited by examiner

Primary Examiner—Mitchell I Siegel
(74) *Attorney, Agent, or Firm*—Snell & Wilmer L.L.P.

(57) **CLAIM**

The ornamental design for the golf club head, as shown.

DESCRIPTION

FIG. 1 is a perspective view of a golf club head showing an embodiment of my new design;

FIG. 2 is another perspective view of the golf club head of FIG. 1;

FIG. 3 is a top view of the golf club head of FIG. 1;

FIG. 4 is a side view of the golf club head of FIG. 1;

FIG. 5 is a top front perspective view of the golf club head of FIG. 1.

FIG. 6 is a perspective view of an alternative embodiment of a golf club head showing an embodiment of my new design;

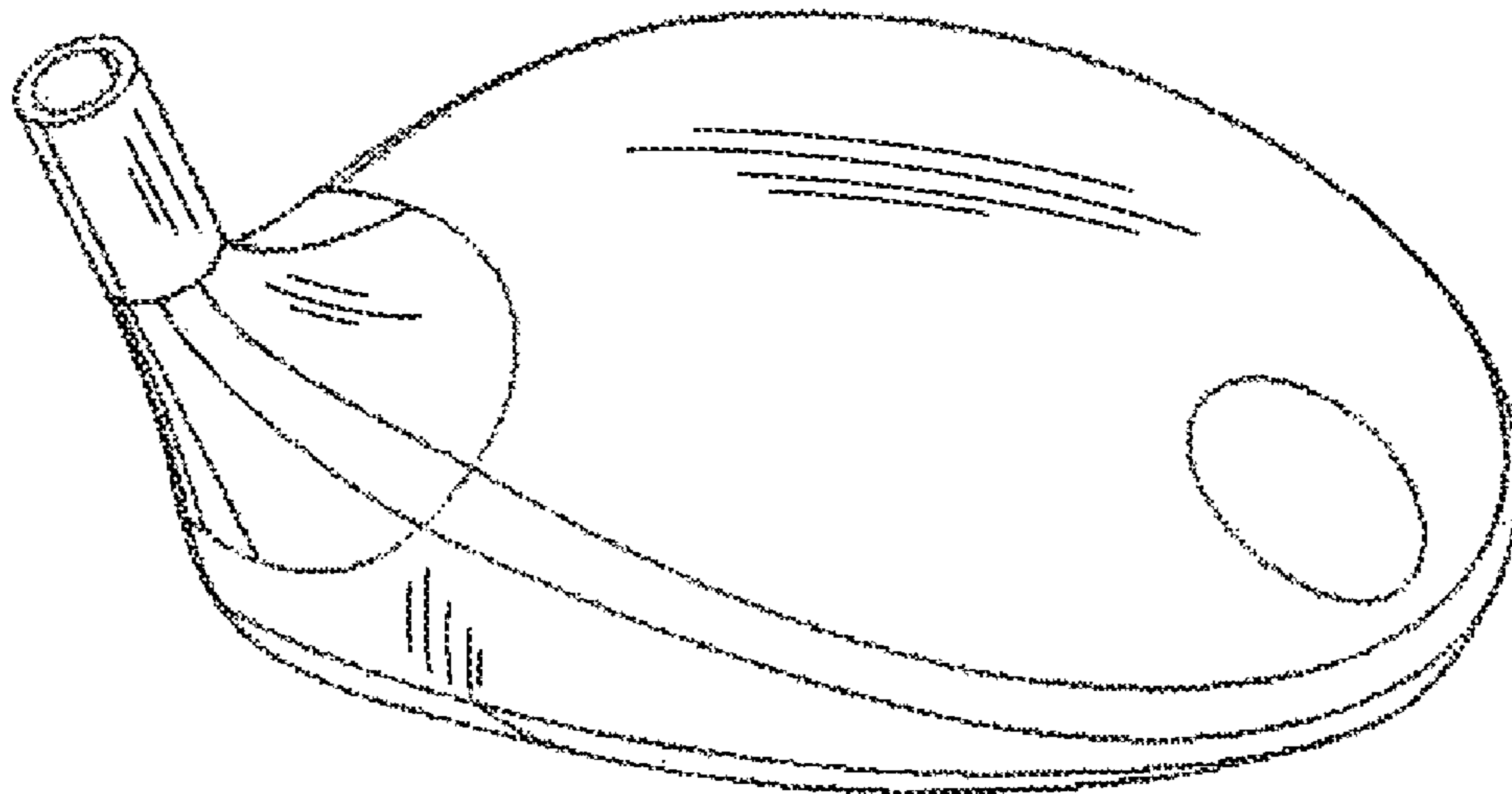
FIG. 7 is a perspective view of another alternative embodiment of a golf club head showing an embodiment of my new design;

FIG. 8 is a perspective view of another alternative embodiment of a golf club head showing an embodiment of my new design;

FIG. 9 is a perspective view of another alternative embodiment of a golf club head showing an embodiment of my new design; and,

FIG. 10 is a perspective view of another alternative embodiment of a golf club head showing an embodiment of my new design.

1 Claim, 4 Drawing Sheets






FIG. 1

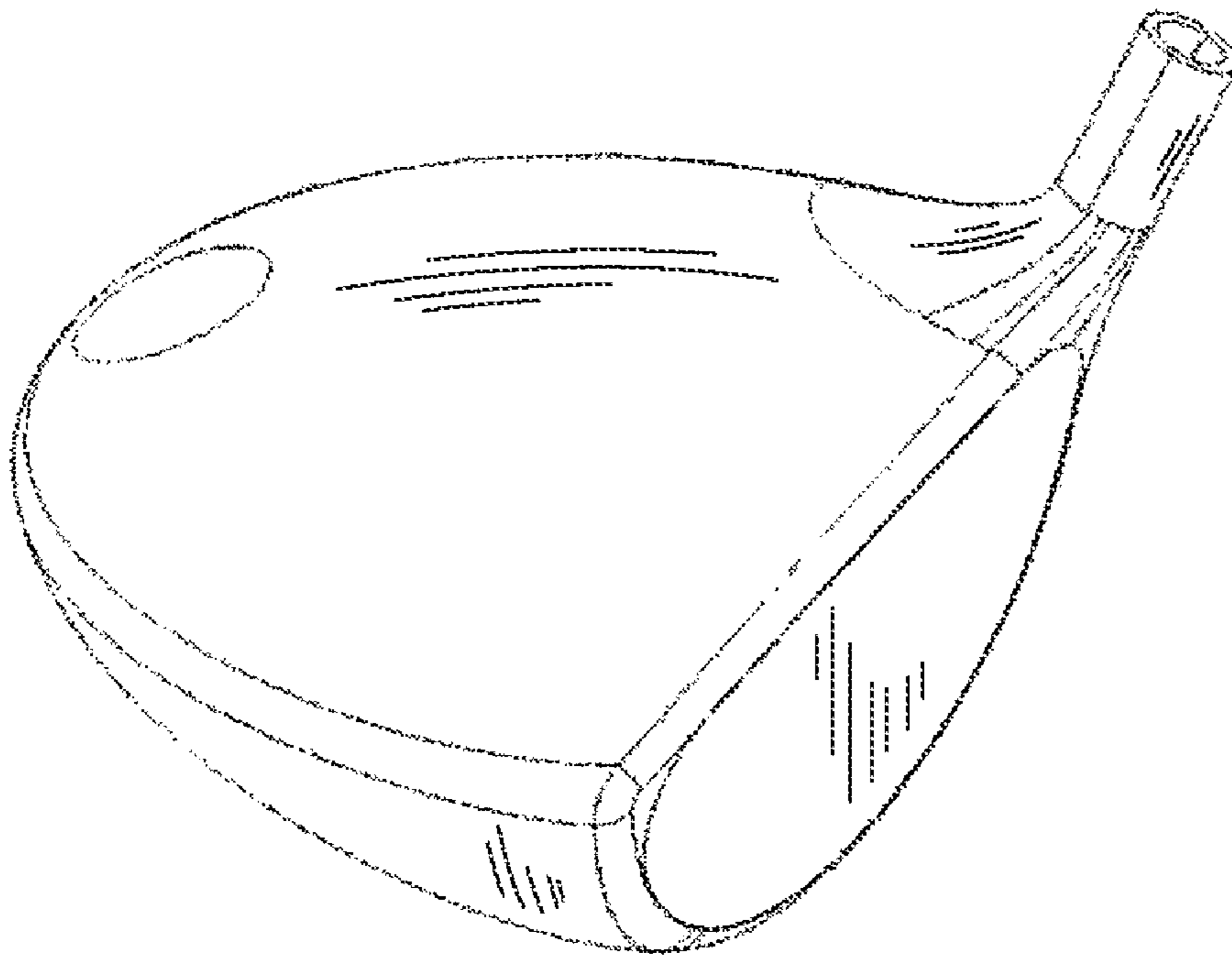


FIG. 2

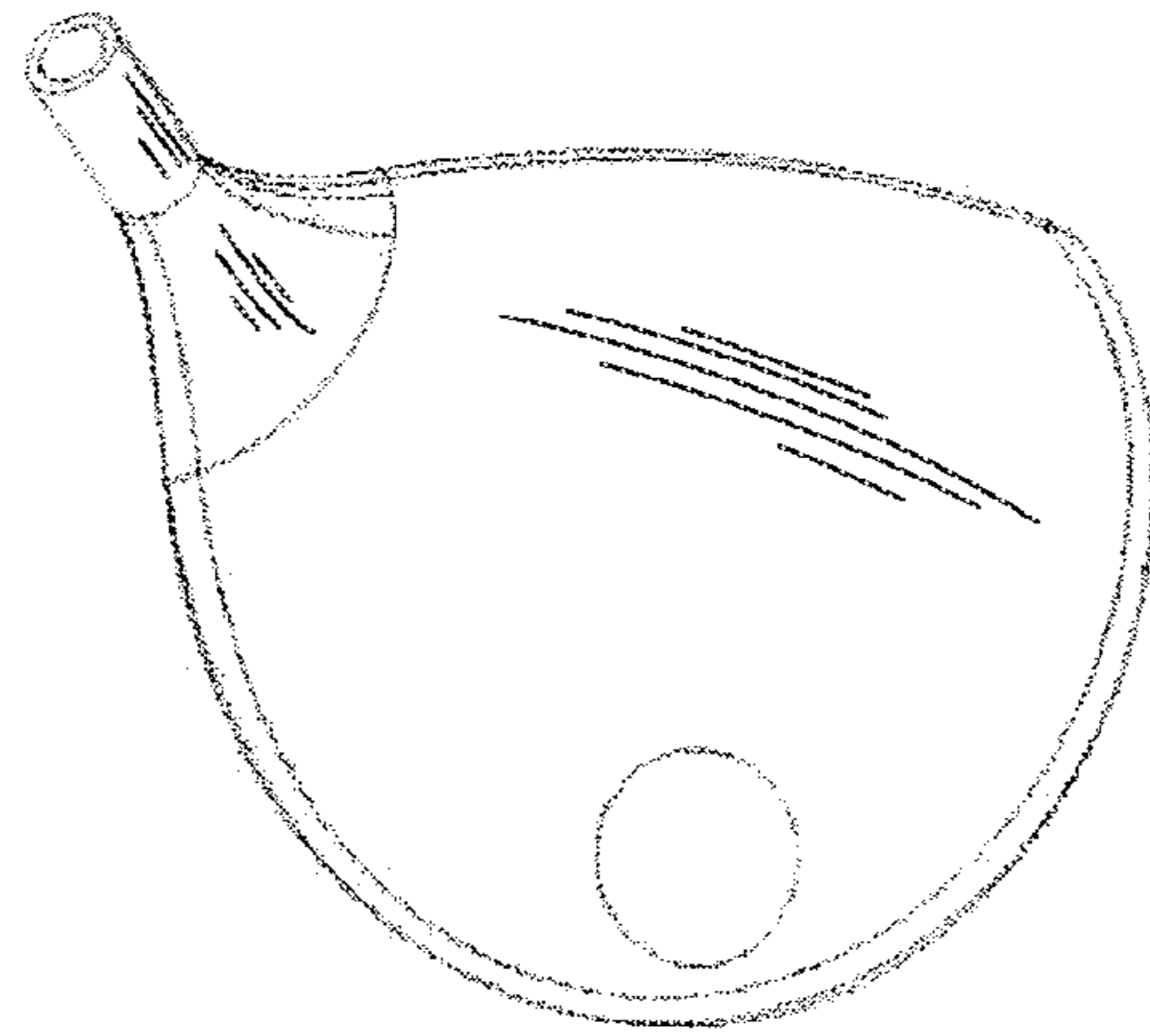


FIG. 3




FIG. 4

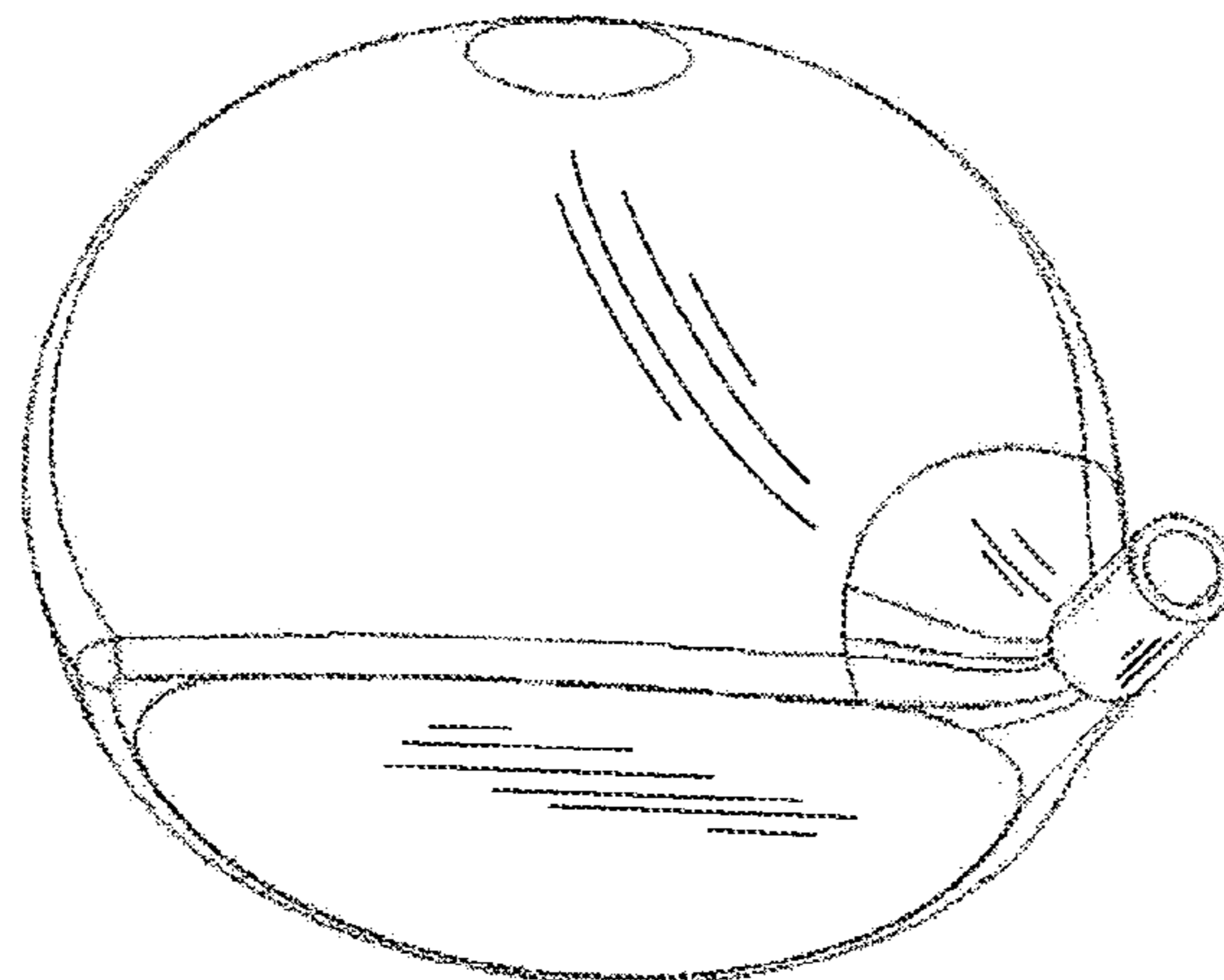


FIG. 5

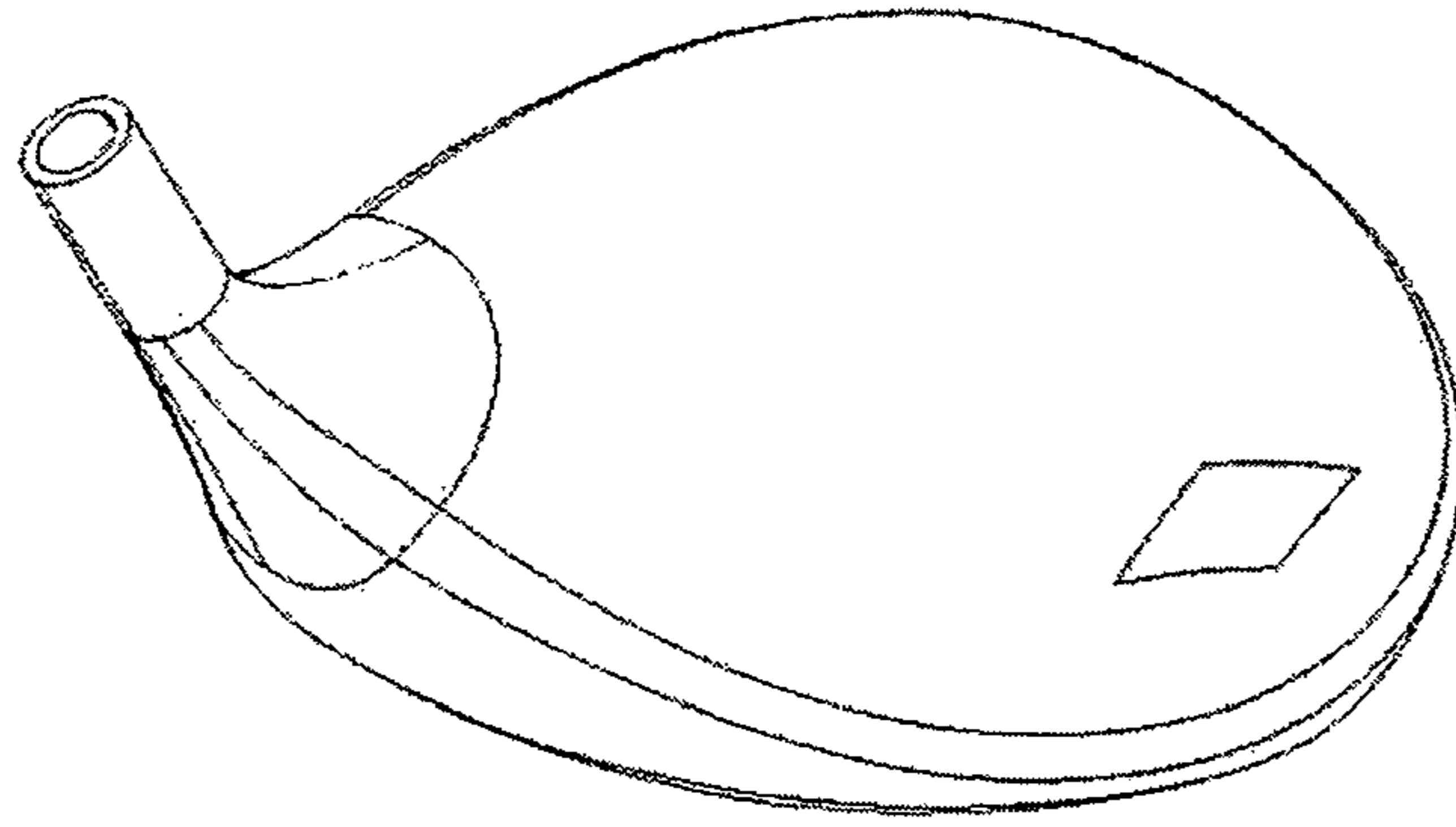


FIG. 6

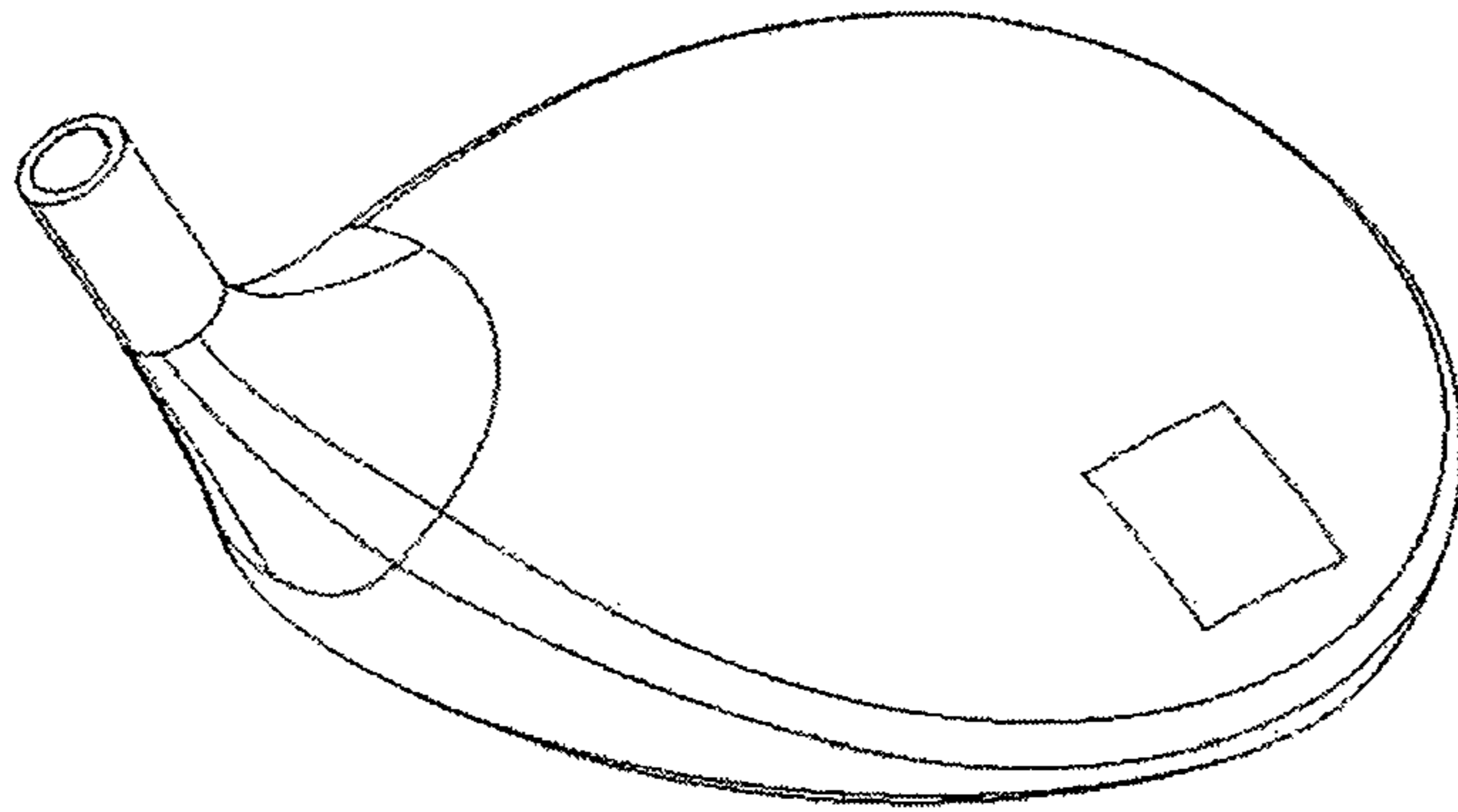


FIG. 7

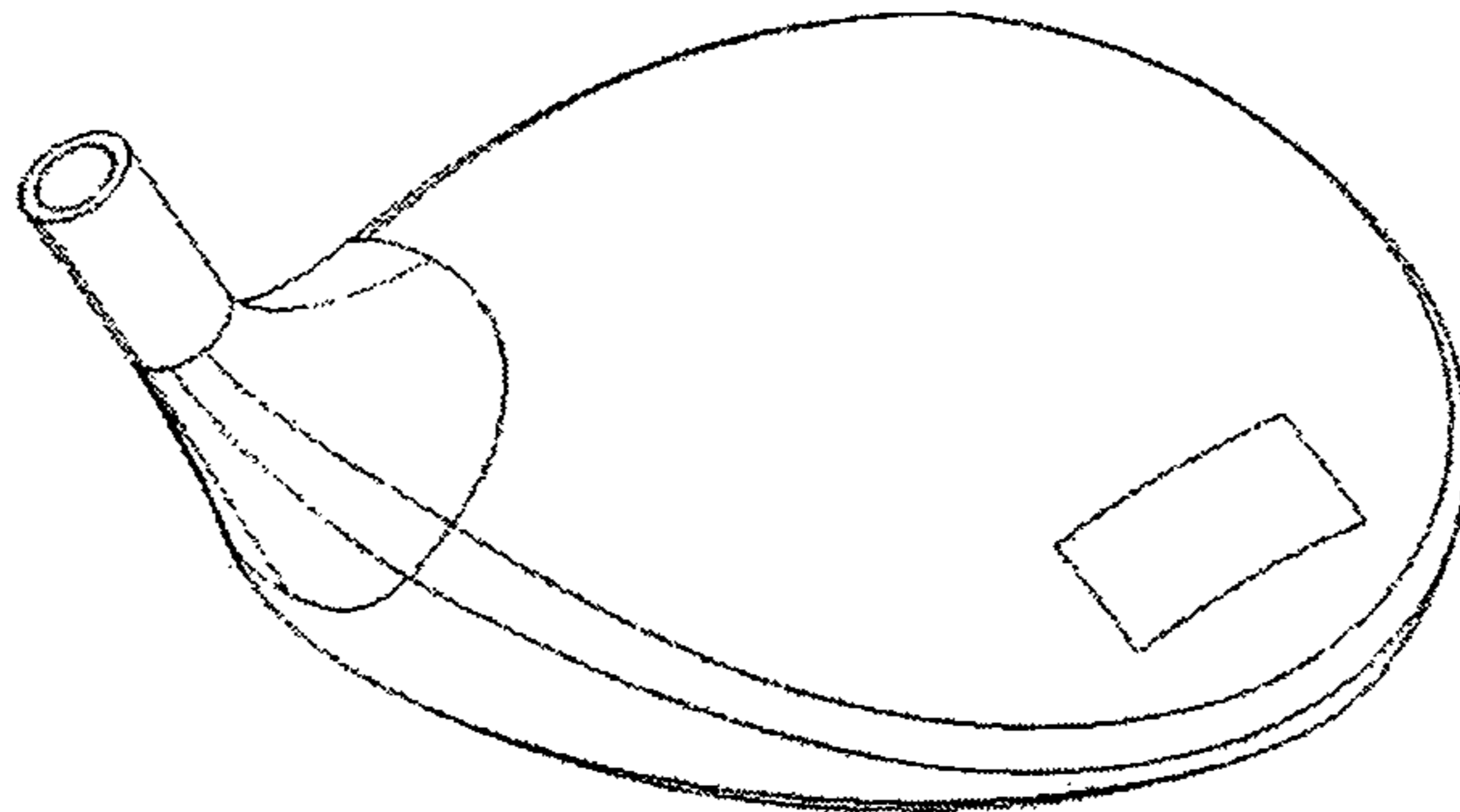


FIG. 8

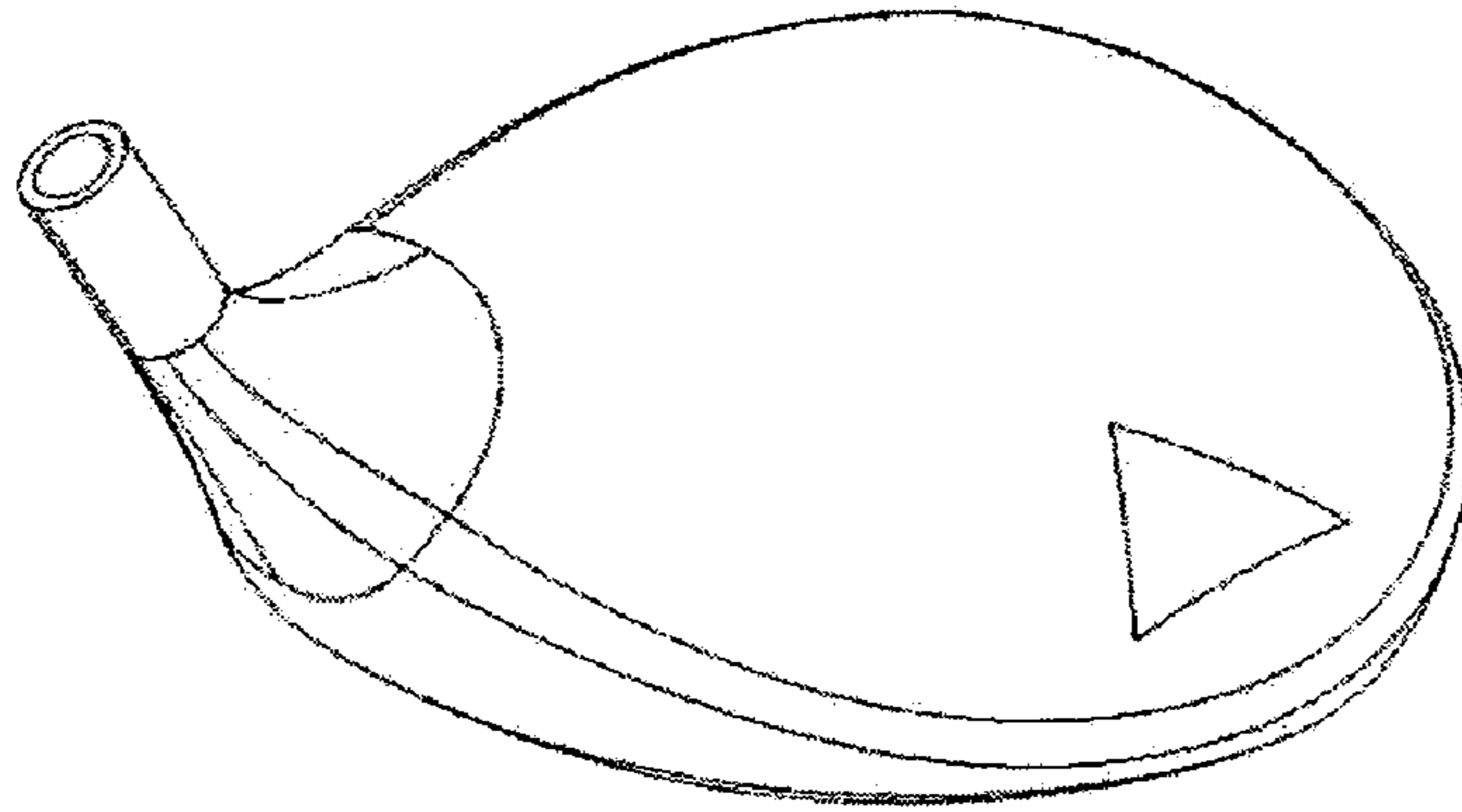


FIG. 9

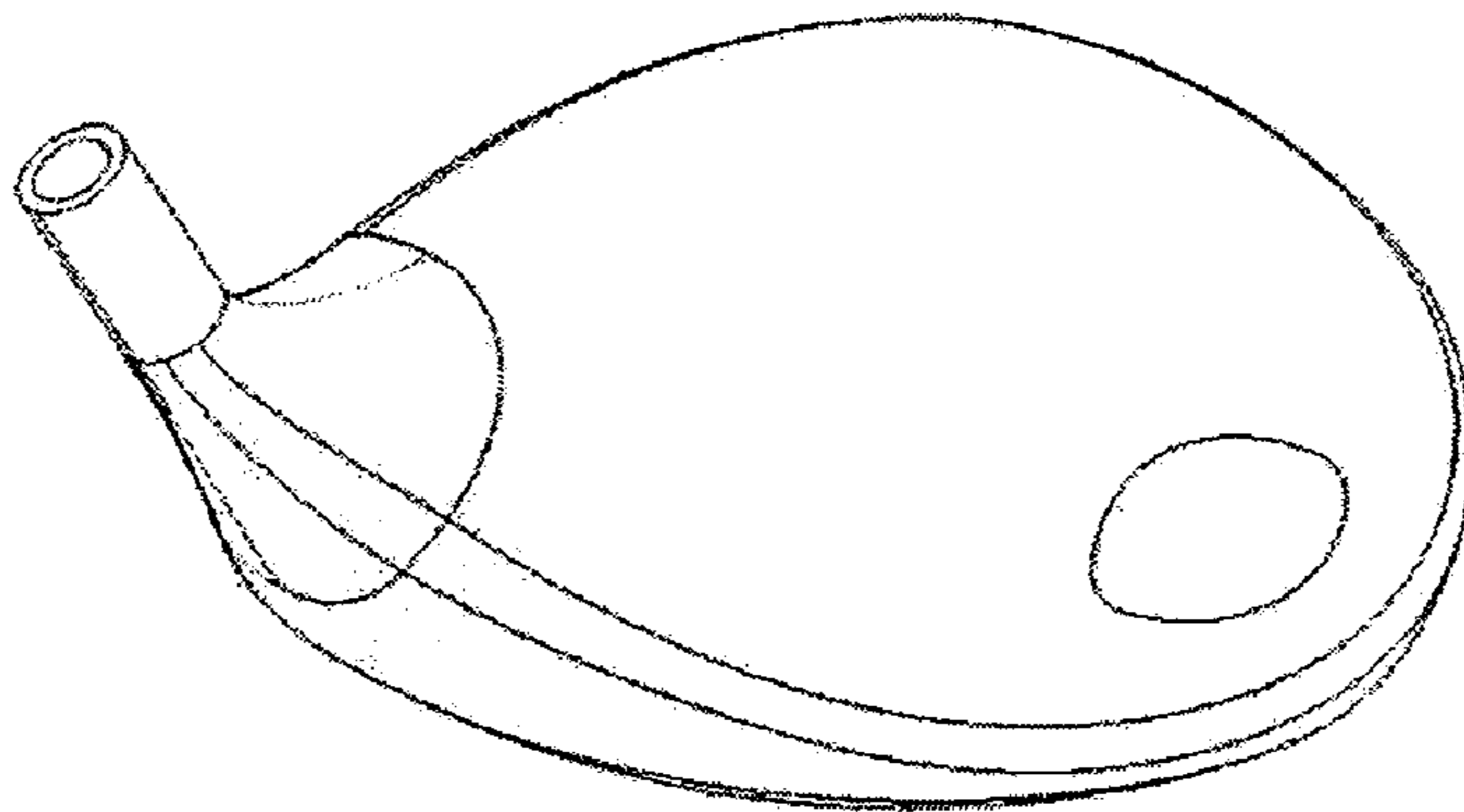


FIG. 10

UNITED STATES PATENT AND TRADEMARK OFFICE
CERTIFICATE OF CORRECTION

PATENT NO. : D627,408 S
APPLICATION NO. : 29/343716
DATED : November 16, 2010
INVENTOR(S) : Howard A. Lindsay

Page 1 of 1

It is certified that error appears in the above-identified patent and that said Letters Patent is hereby corrected as shown below:

Please delete Figures 6-10 and amend the Description as follows.

DESCRIPTION

FIG. 1 is a perspective view of a golf club head showing an embodiment of my new design;

FIG. 2 is another perspective view of the golf club head of FIG. 1;

FIG. 3 is a top view of the golf club head of FIG. 1;

FIG. 4 is a side view of the golf club head of FIG. 1; and

FIG. 5 is a top front perspective view of the golf club head of FIG. 1.

Signed and Sealed this
Fifth Day of April, 2011

A handwritten signature in black ink that reads "David J. Kappos". The signature is written in a cursive, slightly slanted style.

David J. Kappos
Director of the United States Patent and Trademark Office