



US00D627349S

(12) **United States Design Patent**  
**Wang**

(10) **Patent No.:** **US D627,349 S**

(45) **Date of Patent:** **\*\* Nov. 16, 2010**

(54) **DISPLAY**

(75) Inventor: **Kuan-Hua Wang**, Taipei County (TW)

(73) Assignee: **Amtran Technology Co., Ltd**, Taipei County (TW)

(\*\*) Term: **14 Years**

(21) Appl. No.: **29/353,281**

(22) Filed: **Jan. 6, 2010**

(51) **LOC (9) Cl.** ..... **14-02**

(52) **U.S. Cl.** ..... **D14/374**

(58) **Field of Classification Search** ..... D14/371–376,  
D14/125–129; 345/104, 156, 168, 173, 87,  
345/1.1, 901–905; 341/12; 348/180, 184,  
348/325, 739; 349/1, 2, 11, 58; 248/917–924,  
248/278.1; 361/679.23, 379.08

See application file for complete search history.

(56) **References Cited**

**U.S. PATENT DOCUMENTS**

D403,309 S	*	12/1998	Takemasa et al.	.....	D14/374
D424,068 S	*	5/2000	Takemasa	.....	D14/374
D424,538 S	*	5/2000	Hayashi et al.	.....	D14/374
D487,461 S	*	3/2004	Sheu et al.	.....	D14/374
D495,706 S	*	9/2004	Lin et al.	.....	D14/374
D519,117 S	*	4/2006	Lewis	.....	D14/374
D533,149 S	*	12/2006	Inoue	.....	D14/126
D560,369 S	*	1/2008	Chiang	.....	D6/300

D563,335 S	*	3/2008	Murata et al.	.....	D14/126
D564,990 S	*	3/2008	Ueno	.....	D14/126
D578,495 S	*	10/2008	Yokota	.....	D14/126
D580,896 S	*	11/2008	Niitsu	.....	D14/126
D585,062 S	*	1/2009	Ding et al.	.....	D14/375
D589,510 S	*	3/2009	Wada	.....	D14/371
D600,695 S	*	9/2009	Niitsu et al.	.....	D14/371

\* cited by examiner

*Primary Examiner*—Freda S Nunn

(74) *Attorney, Agent, or Firm*—Tim Tingkang Xia; Morris, Manning & Martin, LLP

(57) **CLAIM**

The ornamental design for a display, as shown and described.

**DESCRIPTION**

FIG. 1 is a perspective view of display showing my new design;

FIG. 2 is a front view thereof;

FIG. 3 is a rear view thereof;

FIG. 4 is a left side elevational view thereof;

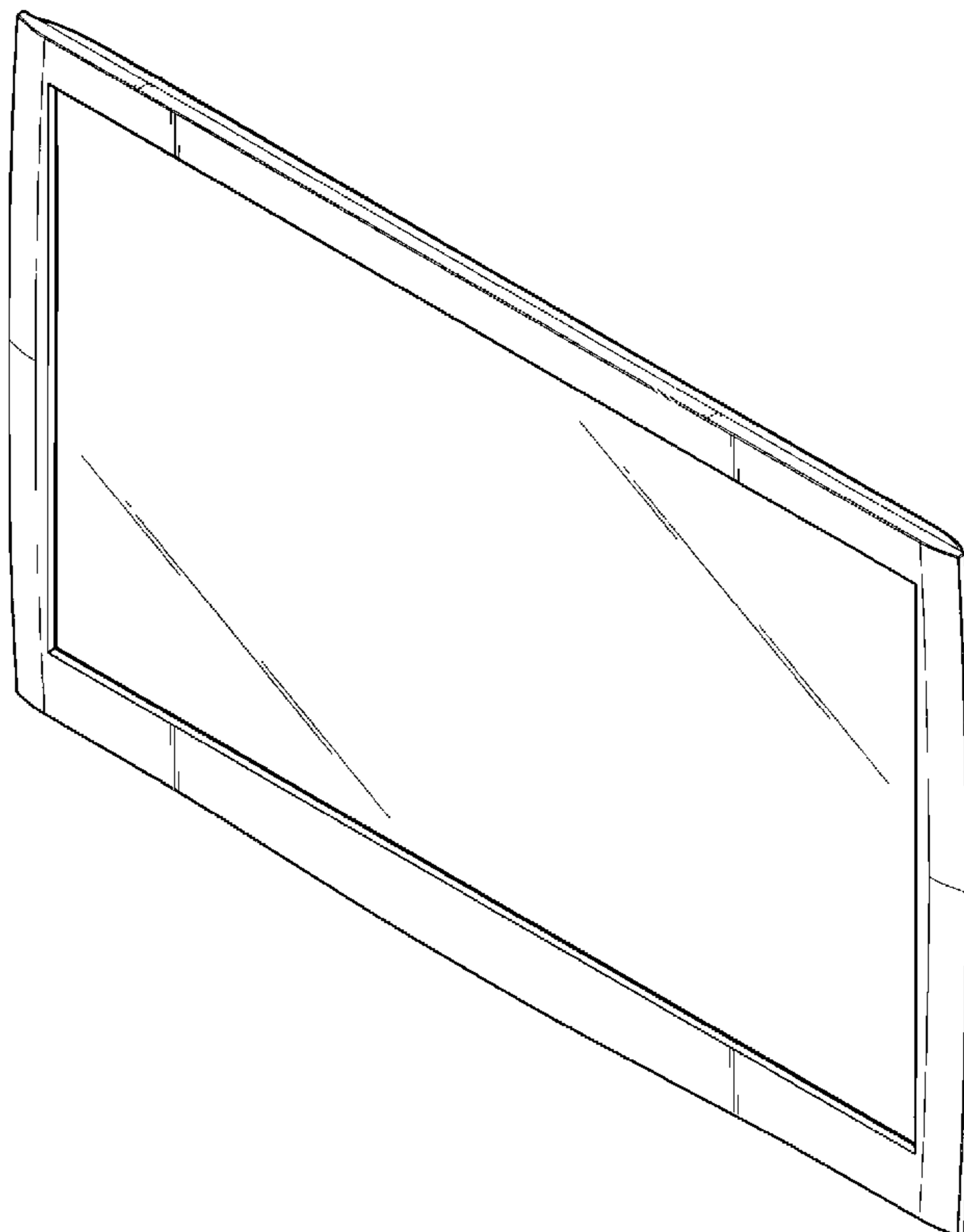
FIG. 5 is a right side elevational view thereof;

FIG. 6 is a top view thereof;

FIG. 7 is a bottom view thereof; and,

FIG. 8 is another perspective view of the display showing my new design in an alternative position.

**1 Claim, 6 Drawing Sheets**



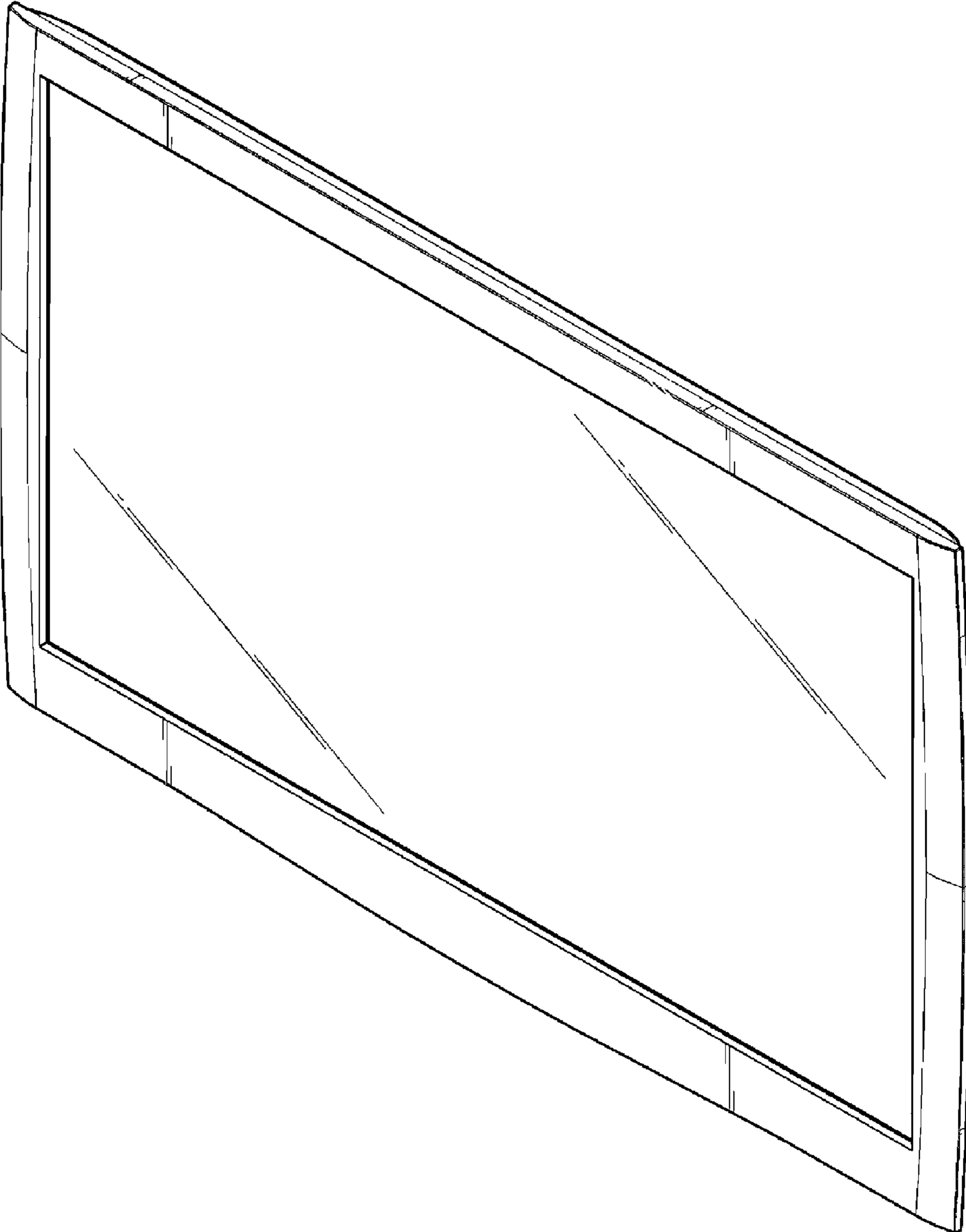


FIG.1

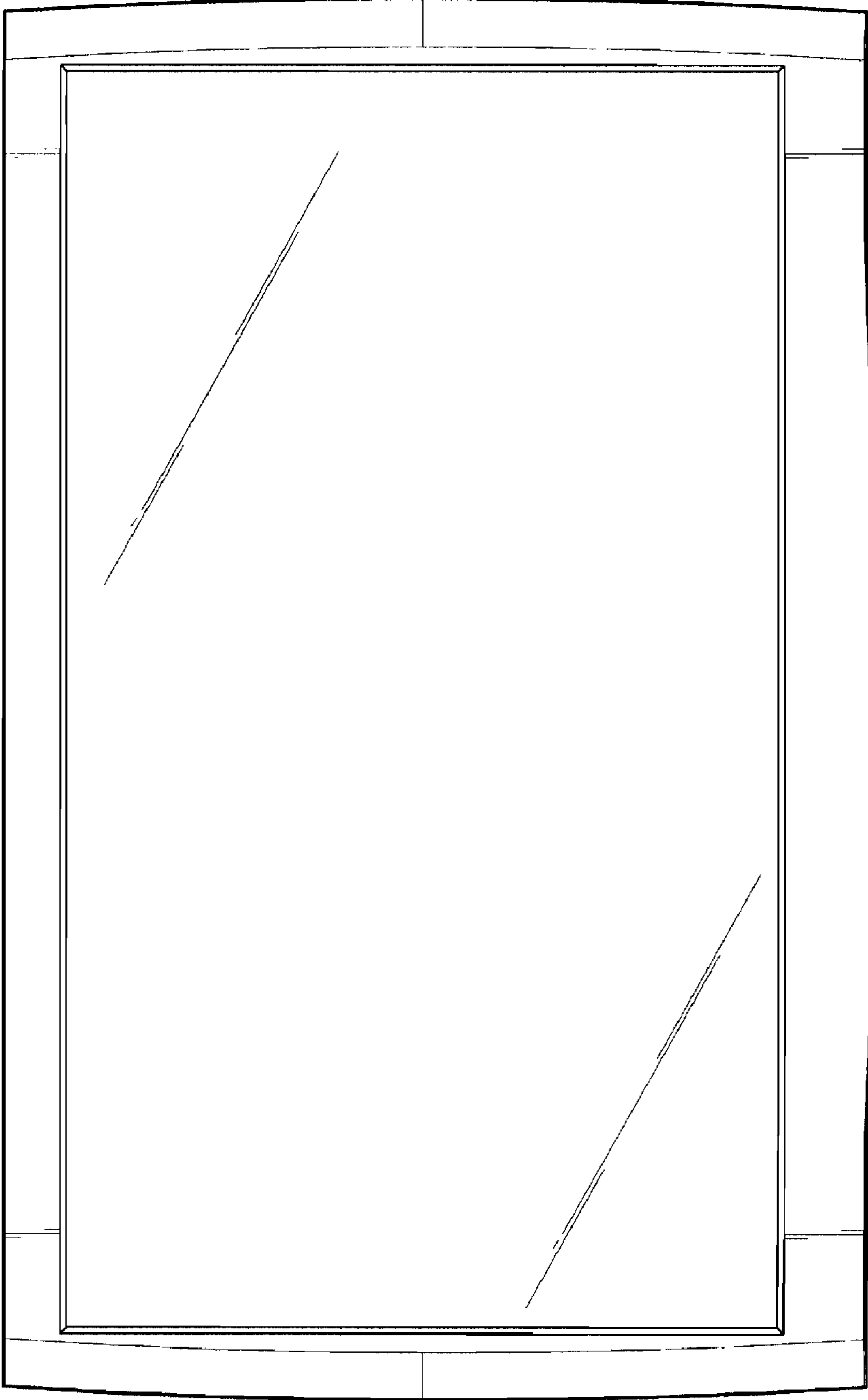


FIG.2




FIG.3

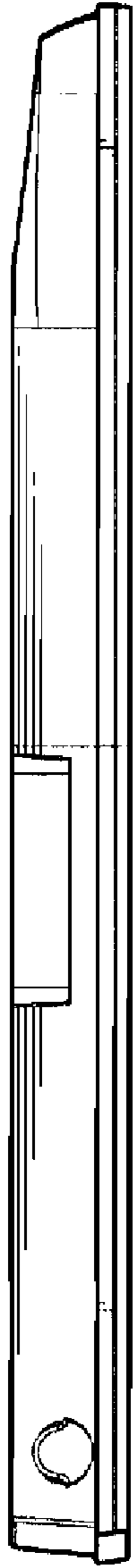


FIG. 4

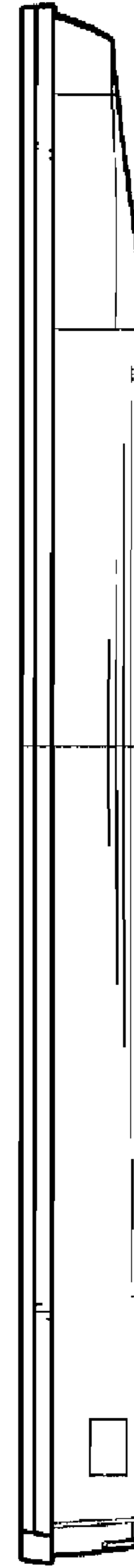


FIG. 5

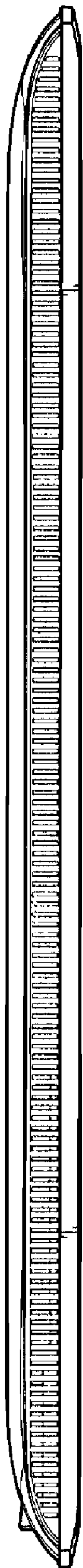


FIG. 6

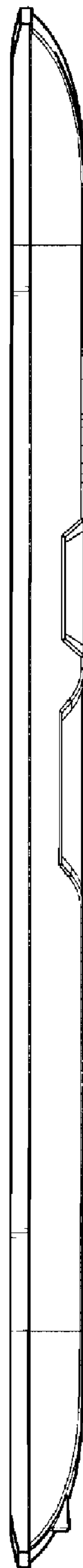


FIG. 7

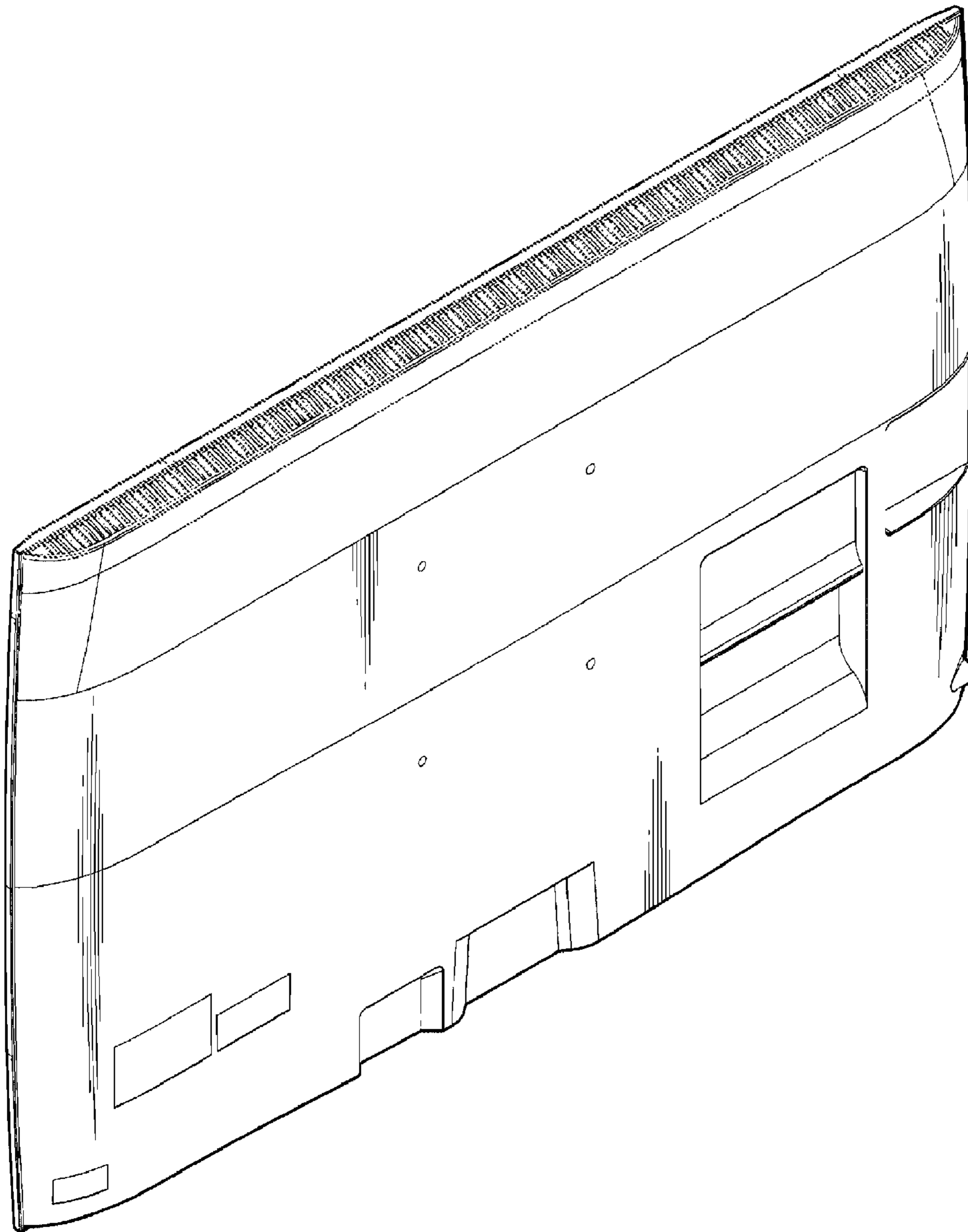


FIG.8