



US00D627342S

(12) **United States Design Patent**
Lin et al.

(10) **Patent No.:** **US D627,342 S**
(45) **Date of Patent:** **** Nov. 16, 2010**

(54) **HOUSING FOR A PORTABLE COMPUTING DEVICE**

(75) Inventors: **Chien-Chuan Lin**, Taipei County (TW);
Meng-Yu Tsai, Taichung (TW);
Tsun-Wu Liu, Taipei (TW)

(73) Assignee: **Micro-Star Internationa'l Co., Ltd.**,
Taipei County (TW)

(**) Term: **14 Years**

(21) Appl. No.: **29/354,994**

(22) Filed: **Feb. 1, 2010**

(51) **LOC (9) Cl.** **14-02**

(52) **U.S. Cl.** **D14/315**

(58) **Field of Classification Search** D14/315-327;
D18/1, 2, 7, 11; 235/145 A, 145 R; 341/22,
341/23; 345/104, 156, 168, 169, 173; 361/679.08,
361/679.09, 679.11, 679.26, 679.27
See application file for complete search history.

(56) **References Cited**

U.S. PATENT DOCUMENTS

6,067,224 A * 5/2000 Nobuchi 361/679.27
D467,915 S * 12/2002 Wada D14/322
D476,326 S * 6/2003 Tanimura D14/318
D547,309 S * 7/2007 Yoon D14/315

D578,524 S * 10/2008 Yoon D14/319
D578,525 S * 10/2008 Yoon D14/319
D586,796 S * 2/2009 Lee et al. D14/315
2005/0018396 A1 * 1/2005 Nakajima et al. 361/683
2005/0041378 A1 * 2/2005 Hamada et al. 361/680

* cited by examiner

Primary Examiner—Freda S Nunn

(74) *Attorney, Agent, or Firm*—Tim Tingkang Xia; Morris,
Manning & Martin, LLP

(57) **CLAIM**

The ornamental design for housing for a portable computing device, as shown and described.

DESCRIPTION

FIG. 1 is a perspective view of housing for a portable computing device showing our new design;

FIG. 2 is a front view thereof;

FIG. 3 is a rear view thereof;

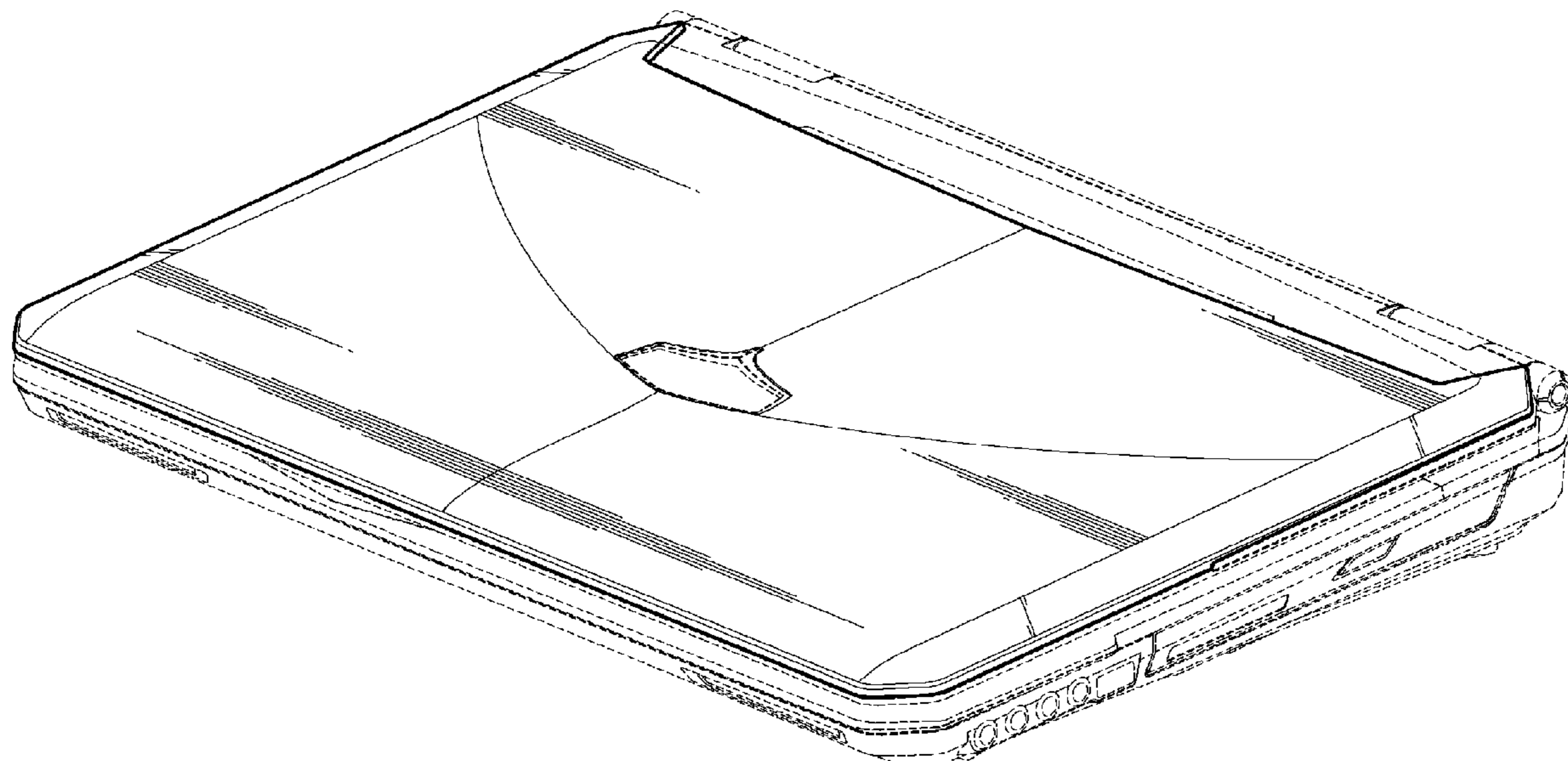
FIG. 4 is a left side elevational view thereof;

FIG. 5 is a right side elevational view thereof;

FIG. 6 is a top view thereof; and,

FIG. 7 is a perspective view thereof shown in a usage state wherein the broken lines illustrate portions of the computing device and form no part of the claimed design.

1 Claim, 5 Drawing Sheets



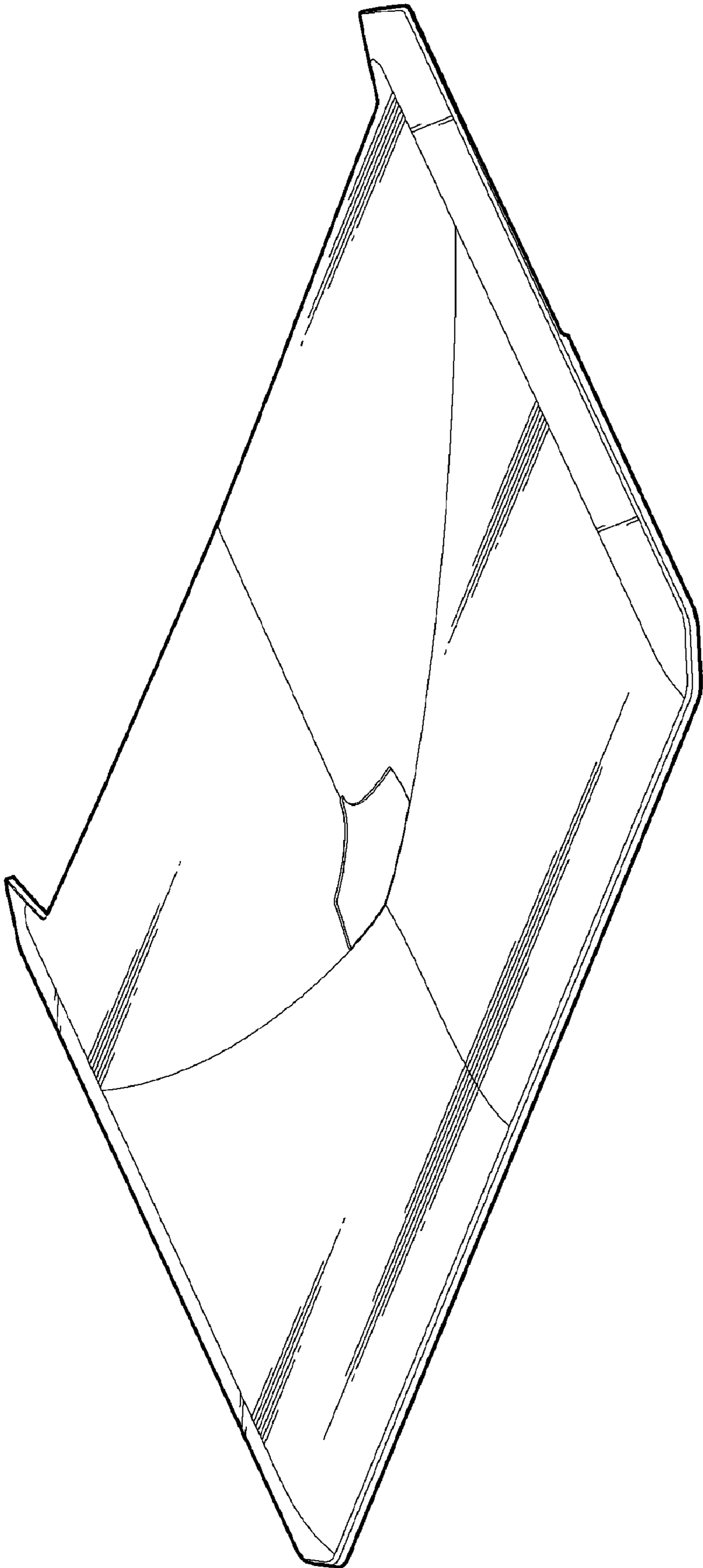


FIG.1

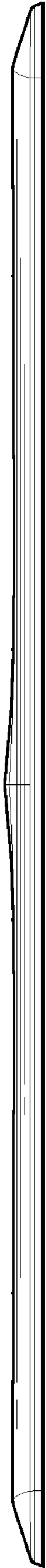


FIG. 2

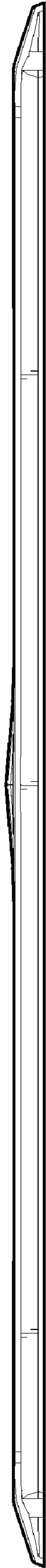


FIG. 3

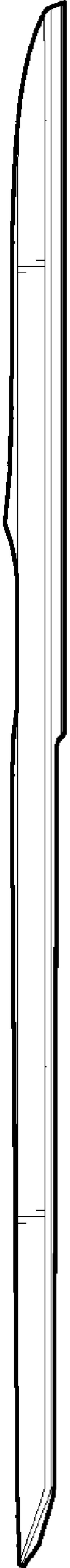


FIG. 4

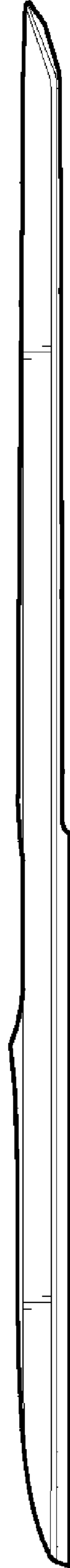


FIG. 5



FIG.6

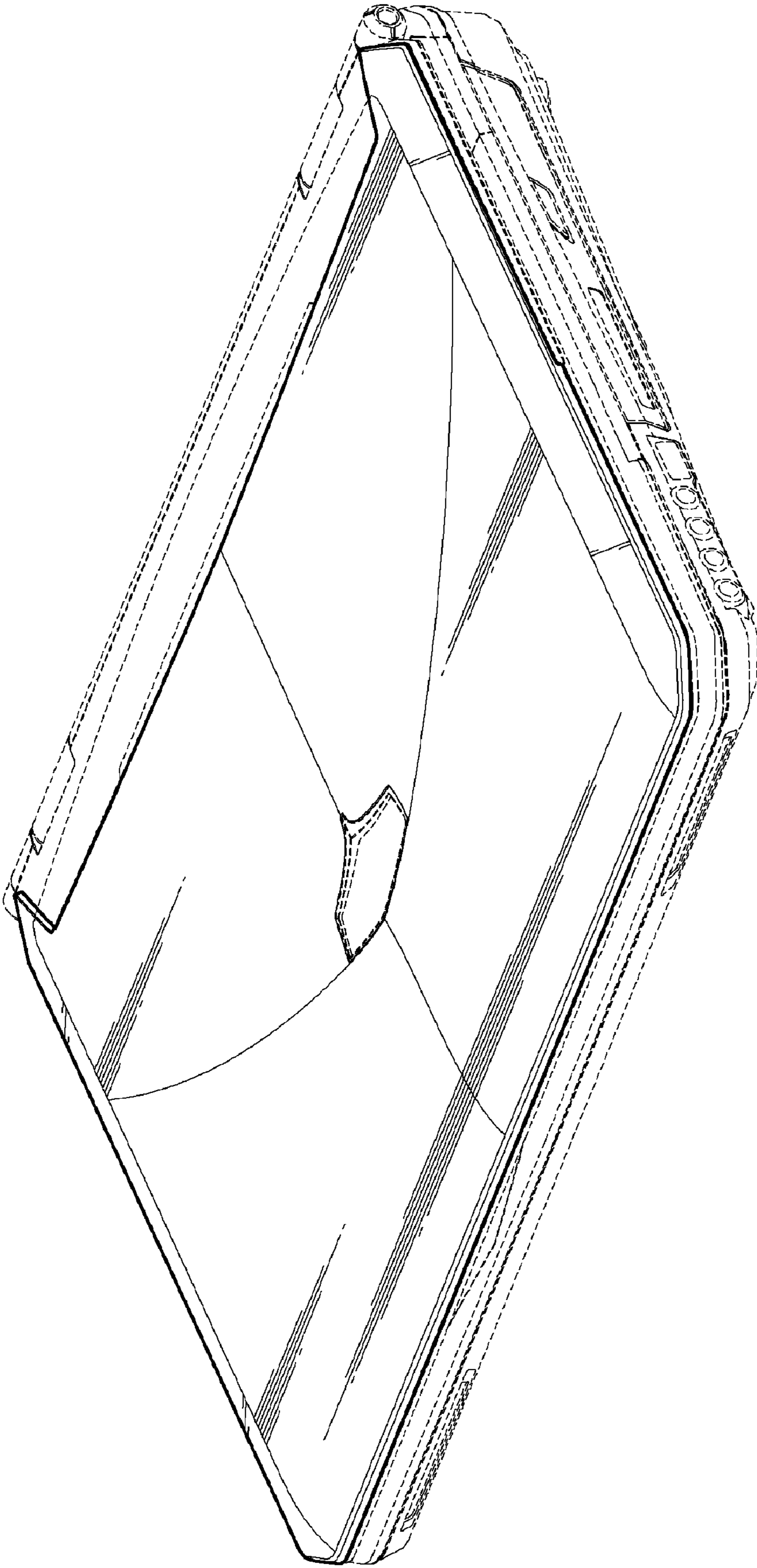


FIG. 7