



US00D627332S

(12) **United States Design Patent**
Zha

(10) **Patent No.:** **US D627,332 S**

(45) **Date of Patent:** **** Nov. 16, 2010**

(54) **MEDIA PLAYER**

(75) Inventor: **Yan Hui Zha**, Shanghai (CN)

(73) Assignee: **Creative Technology Ltd**, Singapore (SG)

(**) Term: **14 Years**

(21) Appl. No.: **29/359,299**

(22) Filed: **Apr. 8, 2010**

(51) **LOC (9) Cl.** **14-03**

(52) **U.S. Cl.** **D14/203.7; D14/203.3**

(58) **Field of Classification Search** D14/496,
D14/401, 435, 474, 483, 217, 137, 138, 160,
D14/168, 356, 203.1–203.8, 507; 345/156,
345/169, 173–179, 905; 715/727–729, 864;
710/1, 5, 8; 713/1, 600; 455/1.1, 1.7, 73,
455/344–347, 93, 95, 3.01–3.06, 550.1, 573.1;
370/342–344; 369/1, 2, 6–12; 463/43–47;
273/148 B

See application file for complete search history.

(56) **References Cited**

U.S. PATENT DOCUMENTS

5,859,594 A * 1/1999 King et al. 340/7.55
6,591,085 B1 * 7/2003 Grady 455/42
6,593,914 B1 * 7/2003 Nuovo et al. 345/169

D526,331 S * 8/2006 Lee D14/203.7
7,281,214 B2 * 10/2007 Fadell 715/745
D605,164 S * 12/2009 Li et al. D14/203.7
D605,167 S * 12/2009 Sheba et al. D14/203.7
D607,871 S * 1/2010 Lee D14/203.7
D610,568 S * 2/2010 Yu D14/203.7
D612,362 S * 3/2010 Yeo et al. D14/203.7

* cited by examiner

Primary Examiner—Prabhakar Deshmukh

(57) **CLAIM**

The ornamental design for a media player, substantially as shown and described.

DESCRIPTION

FIG. 1 is a front perspective view of a media player showing my new design;

FIG. 2 is a rear perspective view thereof;

FIG. 3 is a front elevational view thereof;

FIG. 4 is a rear elevational view thereof;

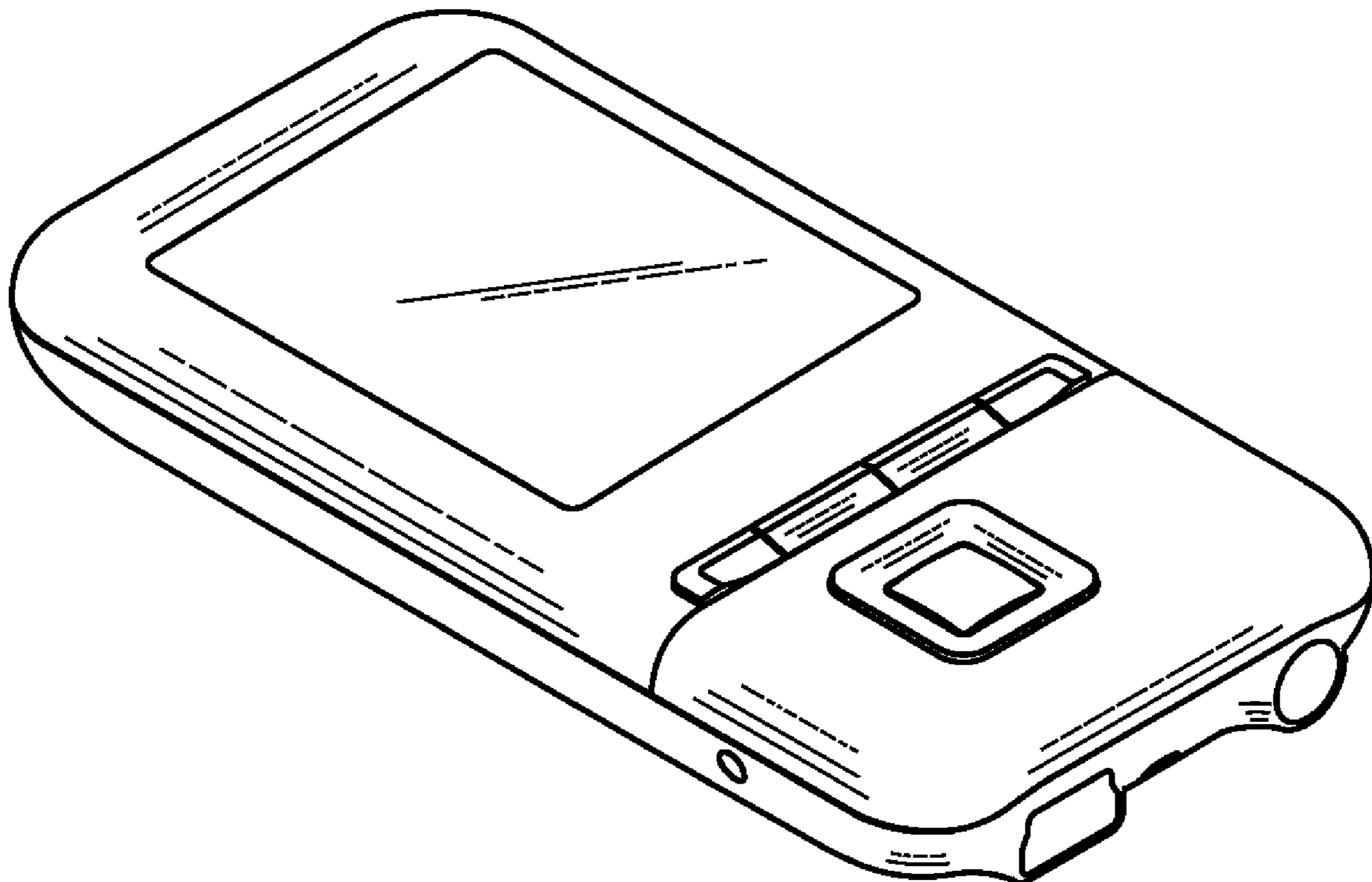
FIG. 5 is a left side elevational view thereof;

FIG. 6 is a right side elevational view thereof;

FIG. 7 is a top plan view thereof; and,

FIG. 8 is a bottom plan view thereof.

1 Claim, 4 Drawing Sheets






FIG. 1

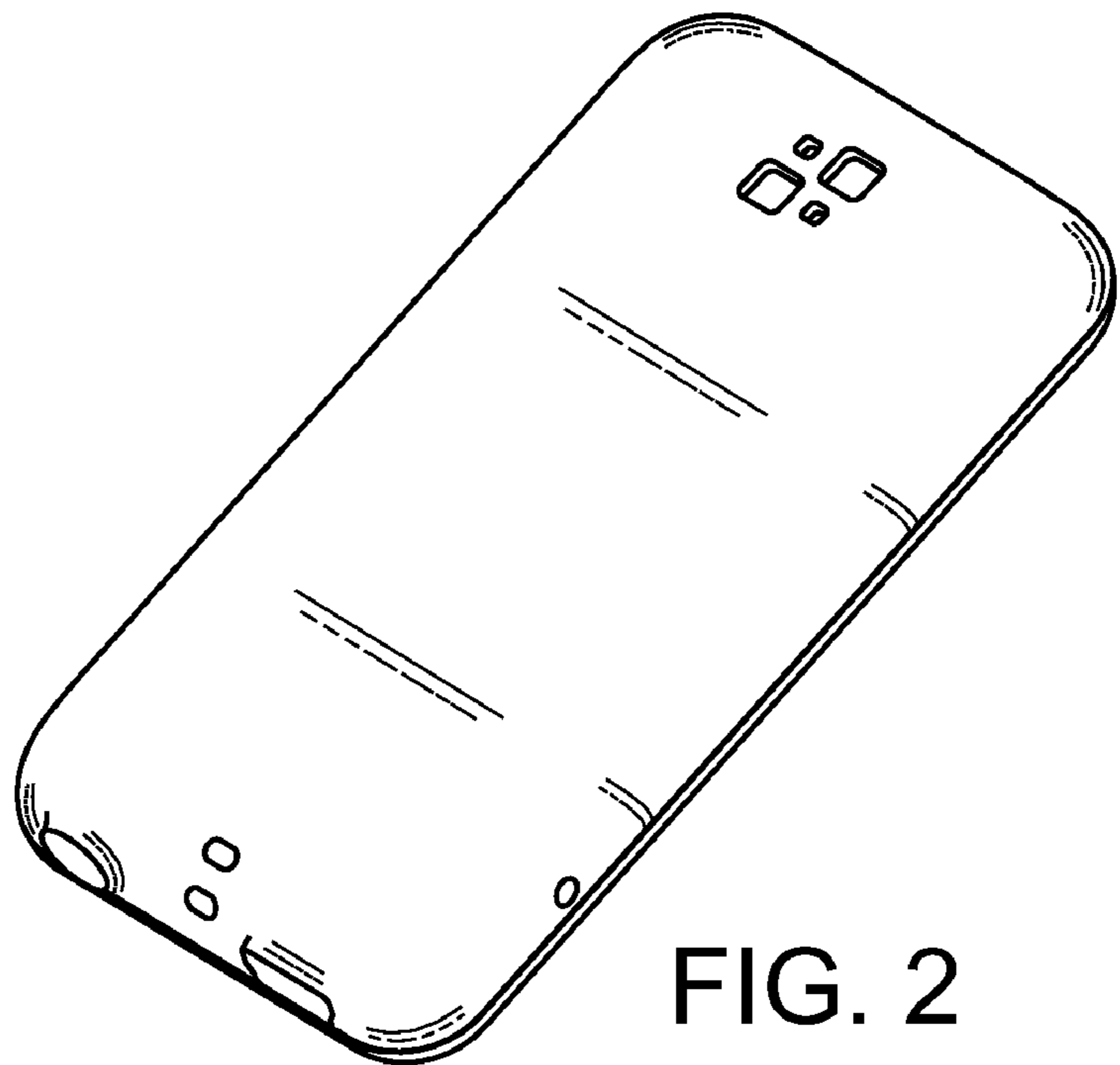


FIG. 2

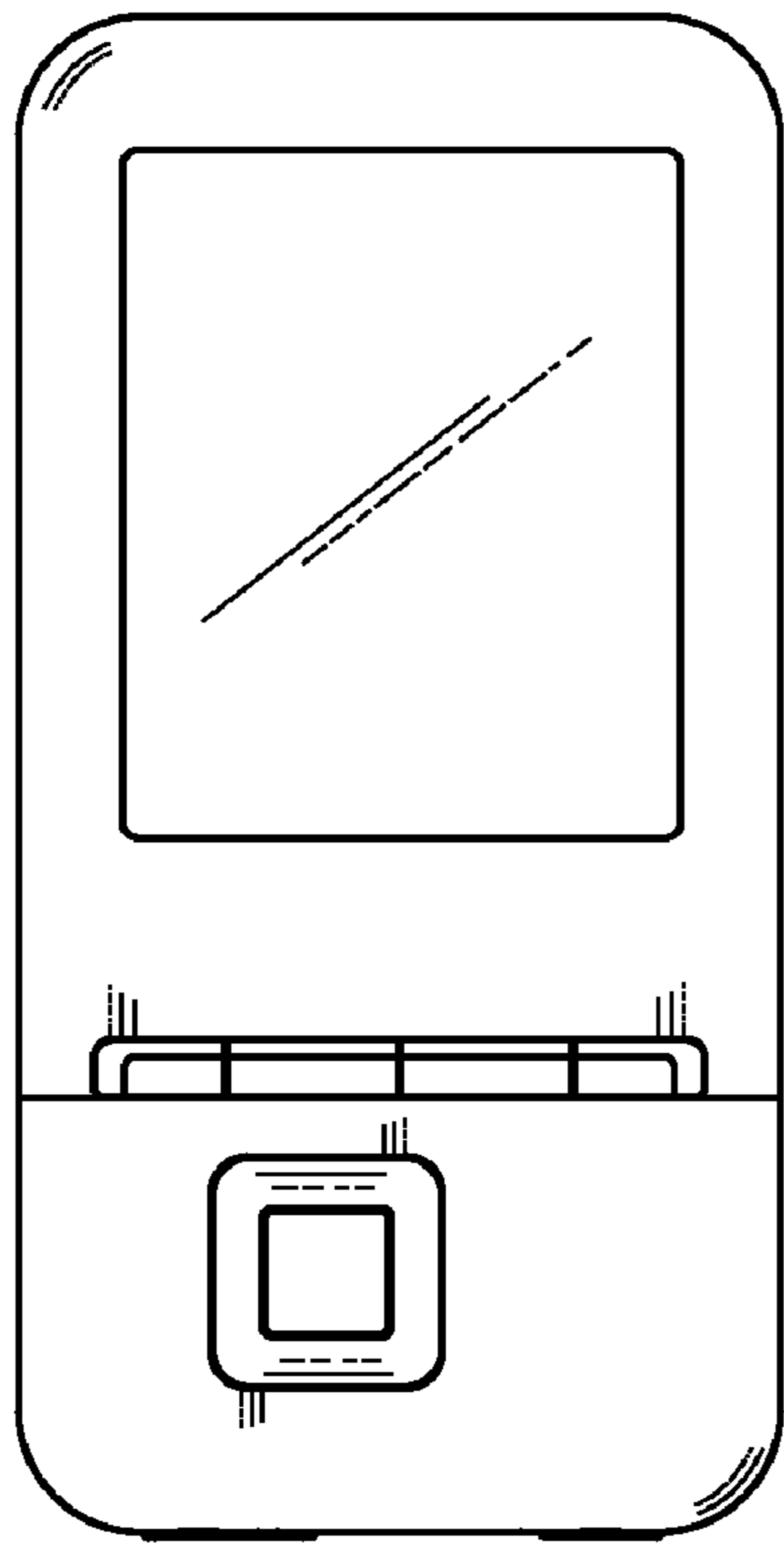


FIG. 3




FIG. 4

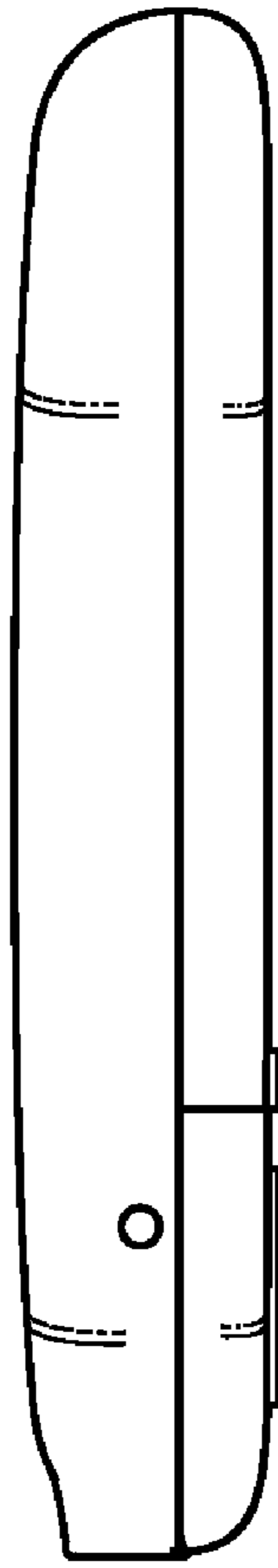


FIG. 5




FIG. 6




FIG. 7




FIG. 8