



US00D627305S

(12) **United States Design Patent**  
**Gretz**

(10) **Patent No.:** **US D627,305 S**

(45) **Date of Patent:** **\*\* Nov. 16, 2010**

(54) **PROTECTIVE CABLE FRAME**

(75) Inventor: **Thomas J. Gretz**, Port St. Lucie, FL  
(US)

(73) Assignee: **Arlington Industries, Inc.**, Scranton, PA  
(US)

(\*\*) Term: **14 Years**

(21) Appl. No.: **29/315,367**

(22) Filed: **Jun. 18, 2009**

(51) **LOC (9) Cl.** ..... **13-03**

(52) **U.S. Cl.** ..... **D13/155**

(58) **Field of Classification Search** ..... D8/350,  
D8/353, 354, 356, 373, 380, 399; D13/133,  
D13/148, 154, 155, 184; 174/66; 631/119;  
439/76.1, 131, 135, 144

See application file for complete search history.

(56) **References Cited**

**U.S. PATENT DOCUMENTS**

D31,836 S	*	11/1899	Heib	.....	D13/154
D194,373 S	*	1/1963	Long	.....	D8/354
D283,221 S		4/1986	West		
D308,626 S		6/1990	Villarreal		
D309,093 S		7/1990	Reinholt		

D310,319 S		9/1990	Brookman		
D427,889 S	*	7/2000	Gretz	.....	D8/354
D438,177 S	*	2/2001	Rogers	.....	D13/199
D459,312 S	*	6/2002	Roesch et al.	.....	D13/152
D464,324 S	*	10/2002	Hwang	.....	D13/154
D559,656 S		1/2008	DeCosta		
7,563,979 B1	*	7/2009	Gretz	.....	174/66
2005/0230139 A1	*	10/2005	Ungerman et al.	.....	174/58

\* cited by examiner

*Primary Examiner*—Daniel D Bui

(57) **CLAIM**

The ornamental design for a protective cable frame, as shown and described.

**DESCRIPTION**

FIG. 1 is a perspective view of a protective cable frame showing my new design;

FIG. 2 is a front view thereof;

FIG. 3 is a back view thereof;


FIG. 4 is a right side view thereof;

FIG. 5 is a left side view thereof;

FIG. 6 is a top view thereof; and,

FIG. 7 is a bottom view thereof.

**1 Claim, 3 Drawing Sheets**






Fig. 1

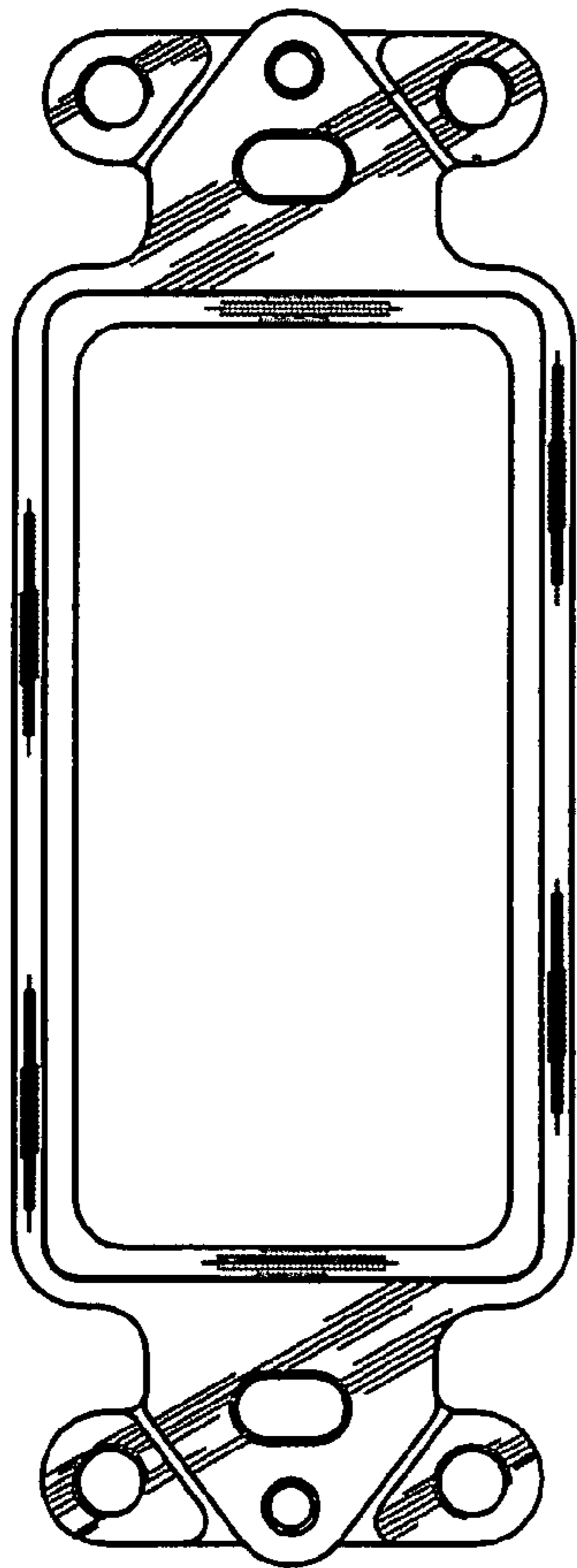


Fig. 2

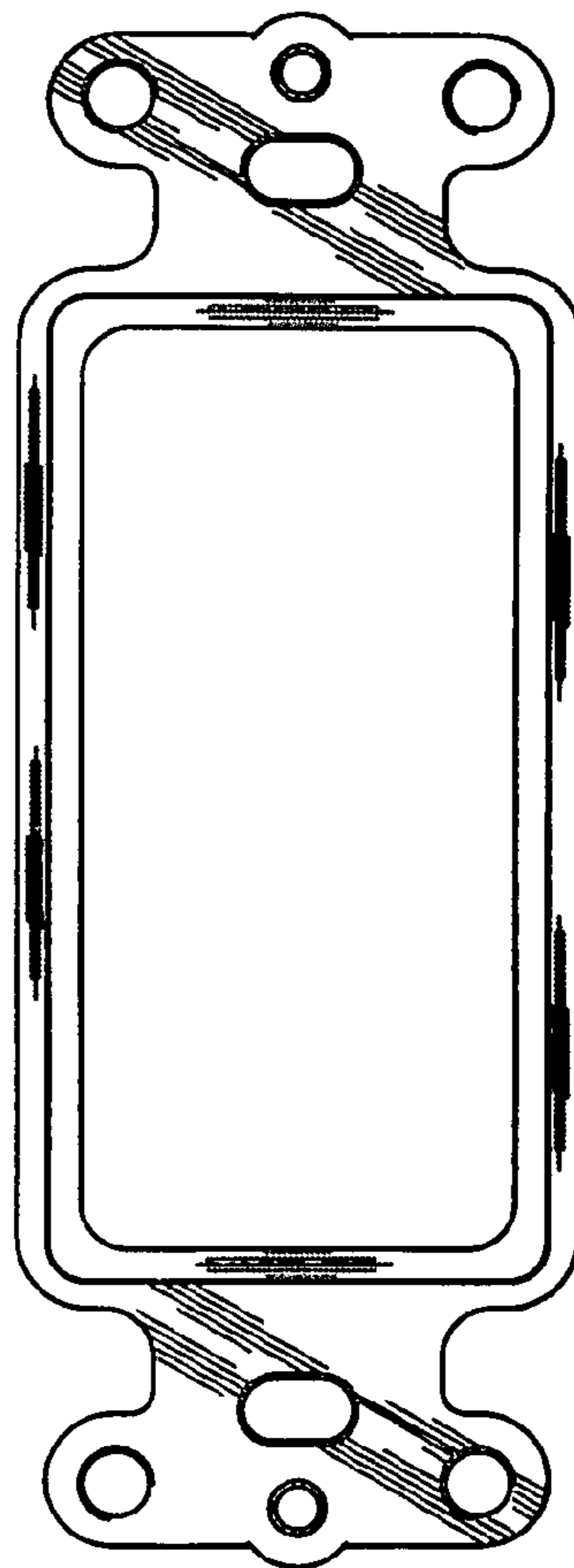


Fig. 3




Fig. 4




Fig. 5




Fig. 6




Fig. 7