



US00D627285S

(12) **United States Design Patent**
Hardy et al.

(10) **Patent No.:** **US D627,285 S**

(45) **Date of Patent:** **** Nov. 16, 2010**

(54) **VEHICLE FLOOR MAT TREAD**

(75) Inventors: **David E. Hardy**, Braselton, GA (US);
John M. Stanesic, Dacula, GA (US)

(73) Assignee: **Omix-ADA, inc.**, Suwanee, GA (US)

(**) Term: **14 Years**

(21) Appl. No.: **29/316,536**

(22) Filed: **Oct. 5, 2009**

Related U.S. Application Data

(63) Continuation of application No. 12/202,497, filed on Sep. 2, 2008.

(51) **LOC (9) Cl.** **12-16**

(52) **U.S. Cl.** **D12/203**

(58) **Field of Classification Search** D12/203;
D6/582-586, 592; 280/163-164.1; 15/215-217;
428/138.141; 296/97.23

See application file for complete search history.

(56) **References Cited**

U.S. PATENT DOCUMENTS

D183,475 S * 9/1958 Bachtel D12/203

D372,011 S * 7/1996 Tyler D12/203
D404,352 S * 1/1999 Lu D12/203
D488,419 S * 4/2004 Lu D12/203
D512,358 S * 12/2005 Hussaini et al. D12/203
D539,717 S * 4/2007 Hussaini et al. D12/203
D555,562 S * 11/2007 Iacovelli et al. D12/203

* cited by examiner

Primary Examiner—Stacia Cadmus

(74) *Attorney, Agent, or Firm*—Womble Carlyle Sandridge & Rice, PLLC

(57) **CLAIM**

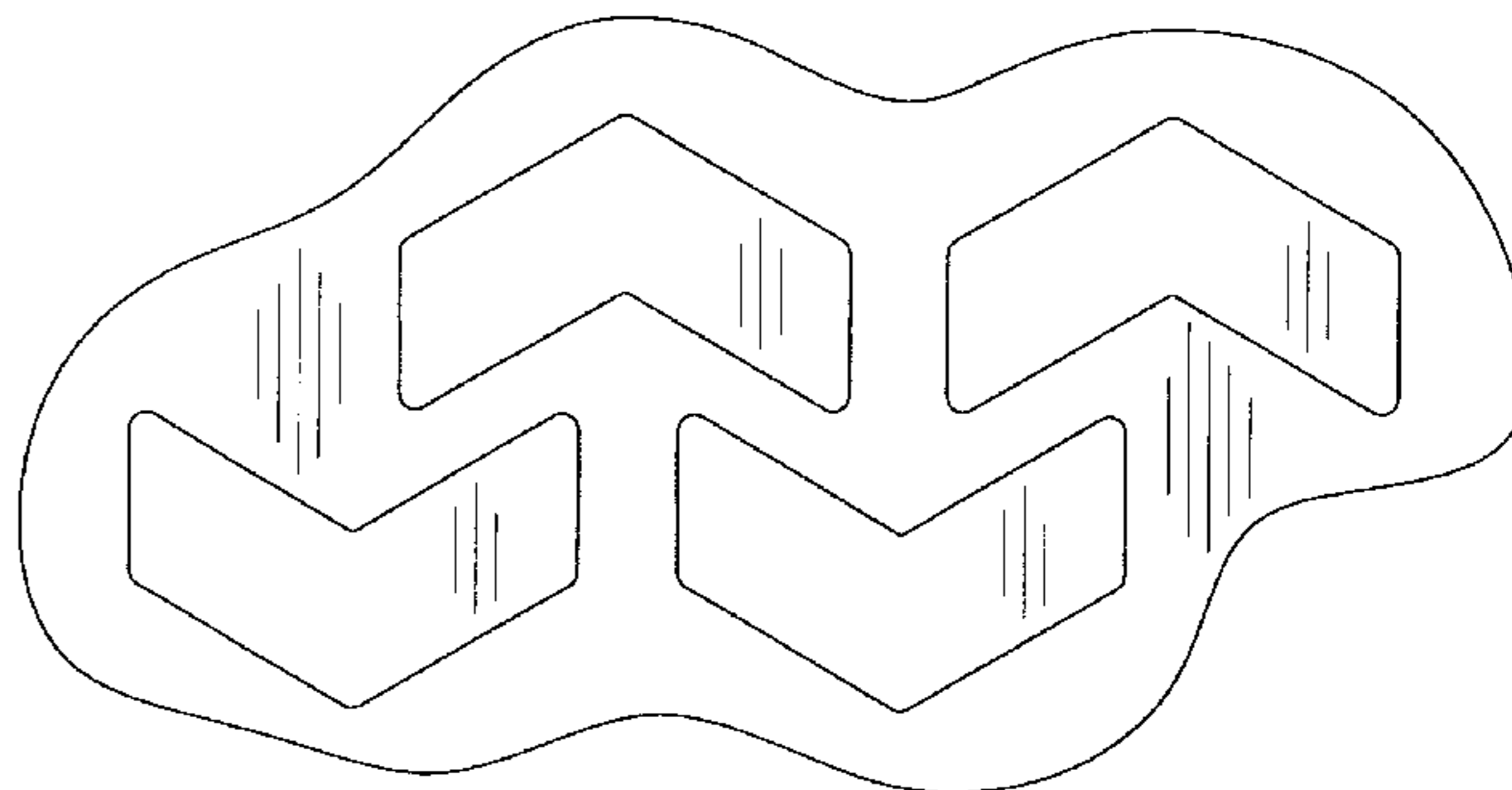
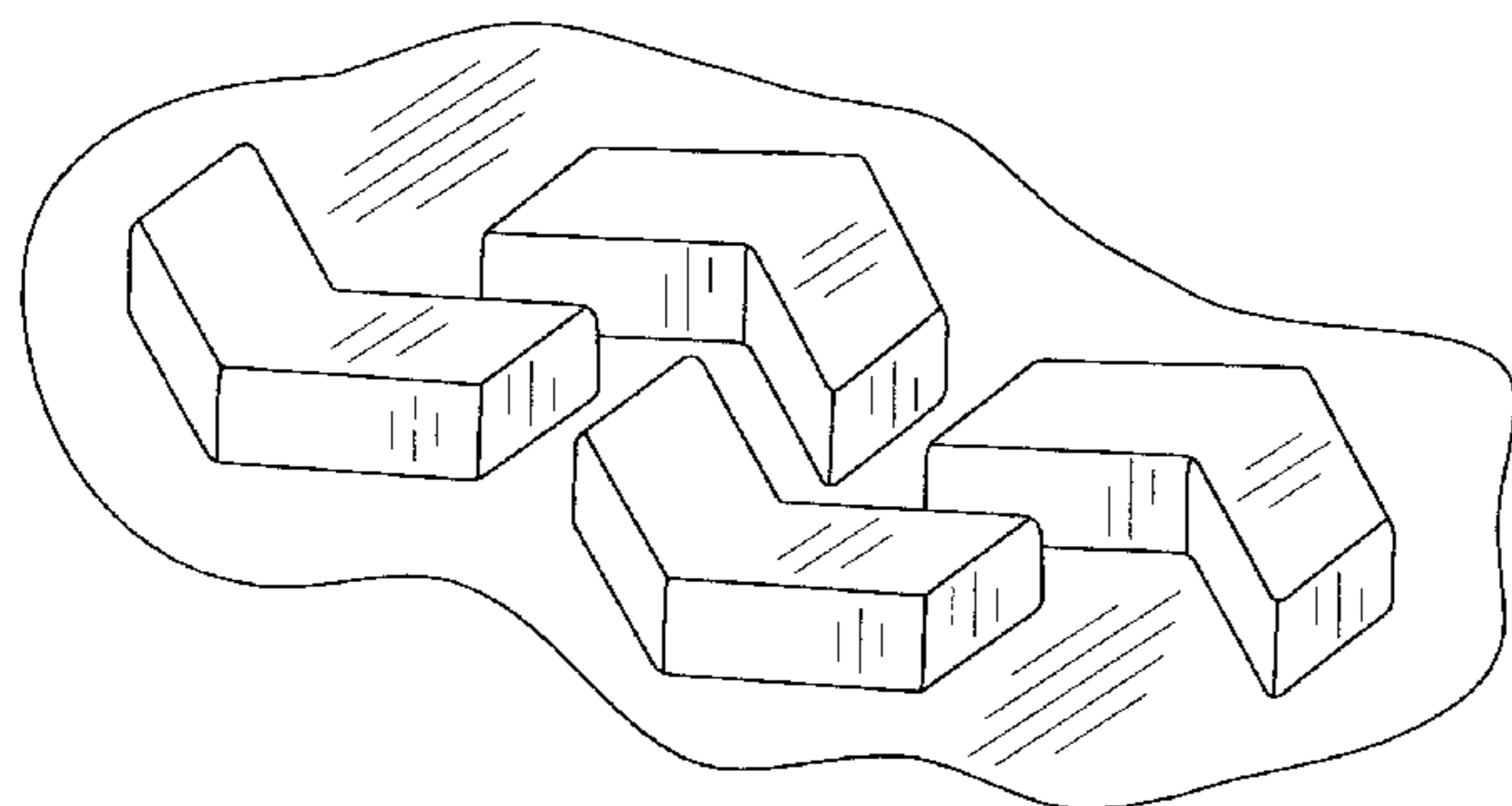
The ornamental design for a vehicle floor mat tread, as shown and described.

DESCRIPTION

FIG. 1 is a perspective view of a vehicle floor mat tread showing our new design; and,

FIG. 2 is a top plan view thereof.

1 Claim, 1 Drawing Sheet



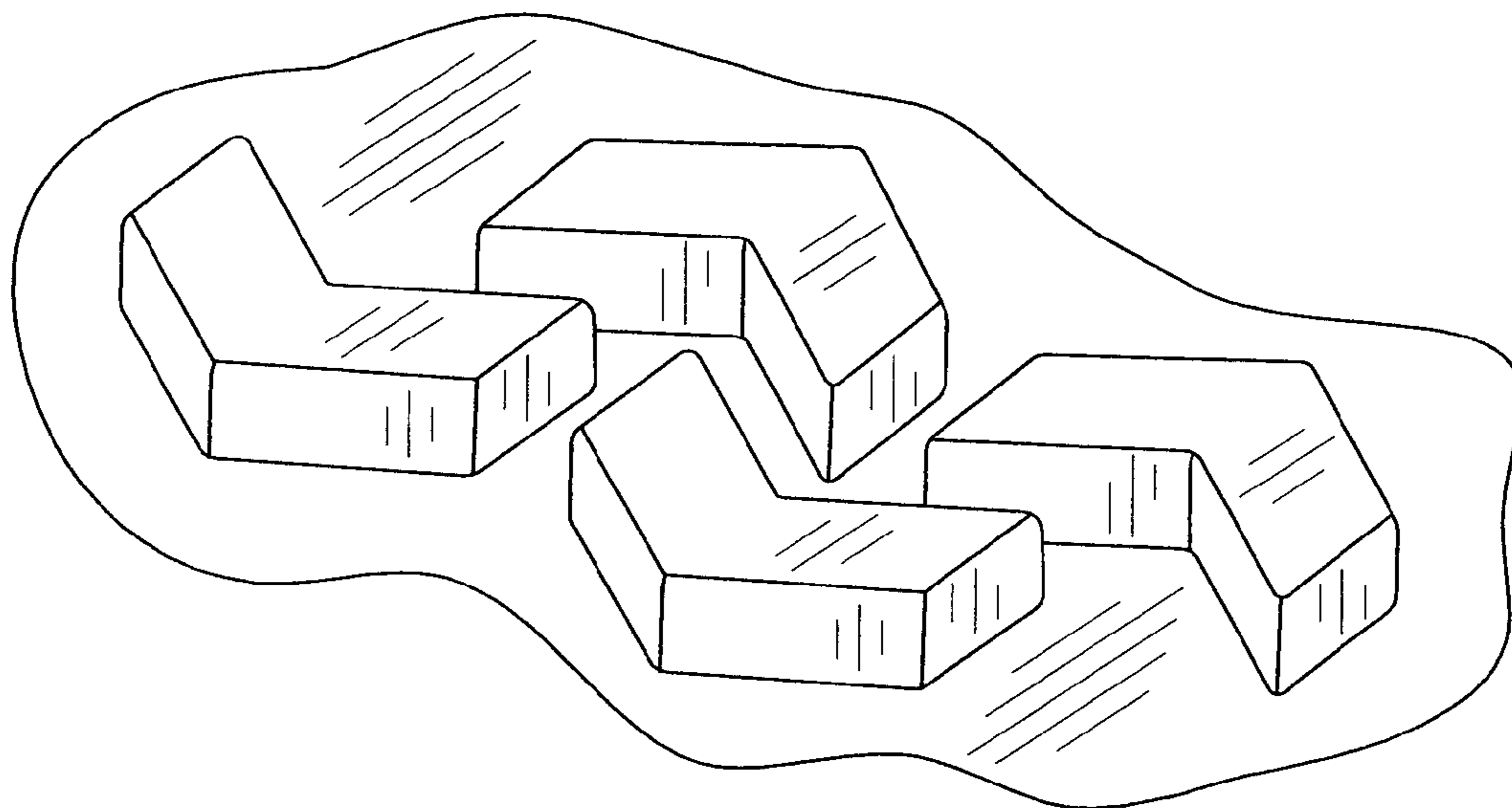


FIG. 1

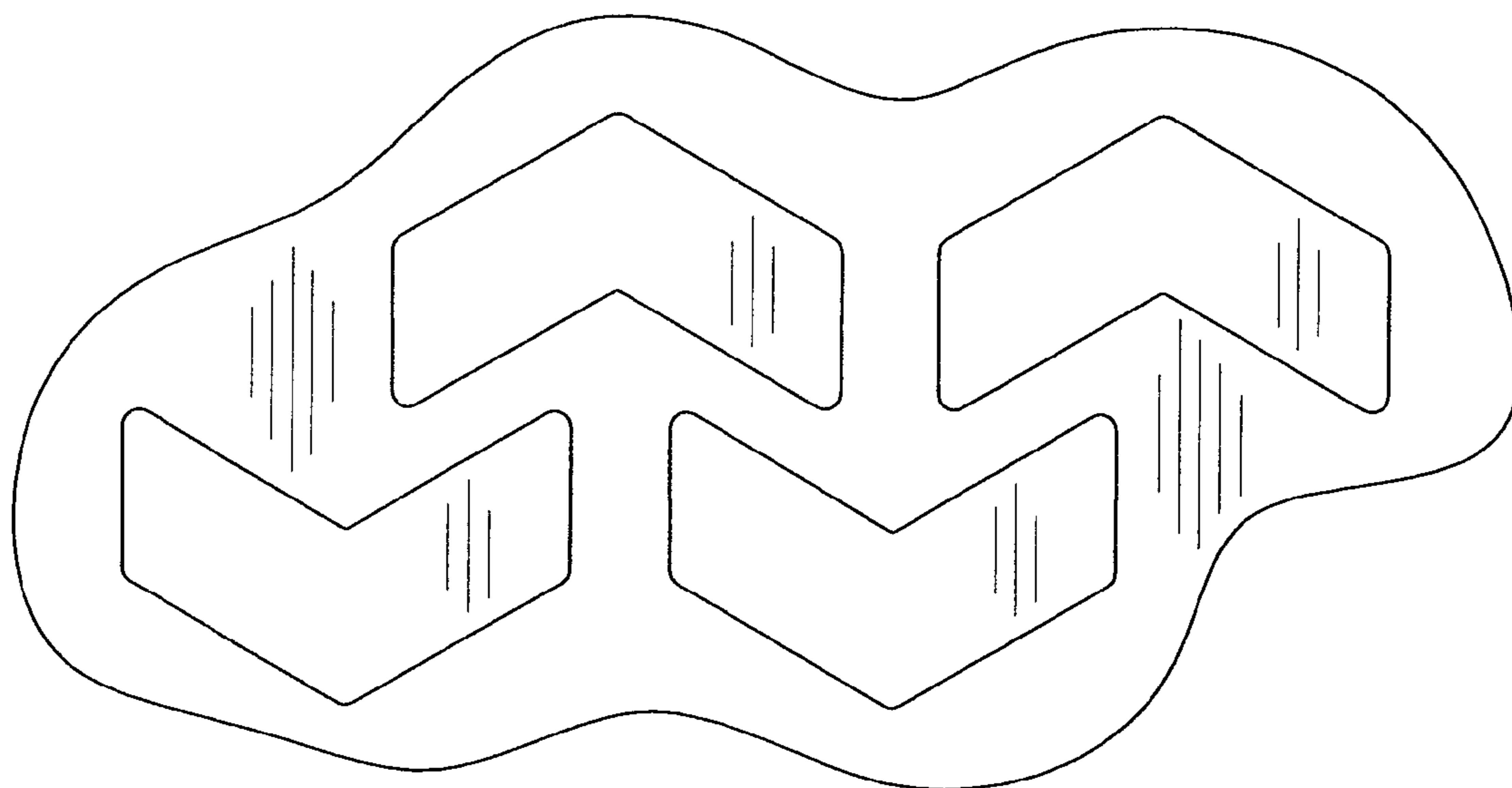


FIG. 2