

US00D627274S

(12) **United States Design Patent**  
**Bauer et al.**

(10) **Patent No.:** **US D627,274 S**  
(45) **Date of Patent:** **\*\* Nov. 16, 2010**

(54) **FRONT PORTION OF A VEHICLE, TOY  
REPLICA AND/OR OTHER REPLICAS**

(75) Inventors: **Karlheinz Bauer**, Esslingen (DE); **Ingo  
Feuerherdt**, Herrenberg (DE);  
**Hans-Dieter Futschik**, Gechingen (DE);  
**Holger Hutzenlaub**, Boeblingen (DE);  
**Steffen Koehl**, Stuttgart (DE); **Frank  
Pfisterer**, Weil der Stadt (DE); **Uwe  
Schuller**, Holzgerlingen (DE)

(73) Assignee: **Daimler AG**, Stuttgart (DE)

(\*\*) Term: **14 Years**

(21) Appl. No.: **29/309,988**

(22) Filed: **Nov. 26, 2008**

(30) **Foreign Application Priority Data**

May 28, 2008 (EM) ..... 942156-0001

(51) **LOC (9) Cl.** ..... **12-16**

(52) **U.S. Cl.** ..... **D12/164**

(58) **Field of Classification Search** ..... D12/164,  
D12/196, 90–92, 86; 296/181.1, 181.5  
See application file for complete search history.

(56) **References Cited**

**U.S. PATENT DOCUMENTS**

D552,015 S 10/2007 Pfeiffer  
D588,499 S \* 3/2009 Pfeiffer ..... D12/92  
D596,078 S \* 7/2009 Pfeiffer et al. .... D12/92

D600,172 S \* 9/2009 Frenzel et al. .... D12/164  
\* cited by examiner

*Primary Examiner*—Melody N Brown  
(74) *Attorney, Agent, or Firm*—Crowell & Moring LLP

(57) **CLAIM**

The ornamental design for a front portion of a vehicle, toy  
replica and/or other replicas, as shown and described.

**DESCRIPTION**

This application is related to the following co-pending appli-  
cations:

Application Ser. No. 29/309,787, filed Oct. 10, 2008, entitled  
“Front Bumper for a Vehicle”;

Application Ser. No. 29,309,786, filed Oct. 10, 2008, entitled  
“Radiator Grill for a Vehicle”; and

Application Ser. No. 29,347,026, filed Aug. 26, 2009, entitled  
“Headlight for a Vehicle”.


FIG. 1 is a left, front perspective view of a front portion of a  
vehicle, toy replica and/or other replicas according to our  
novel design, the right perspective view being mirror sym-  
metrical;

FIG. 2 is a left side view thereof, the right side view being  
mirror symmetrical; and,

FIG. 3 is a front view thereof.

The broken line showing of the license plate, wheels, and rear  
portion of the vehicle is for the purpose of illustrating envi-  
ronmental structure and forms no part of the claimed design.

**1 Claim, 2 Drawing Sheets**



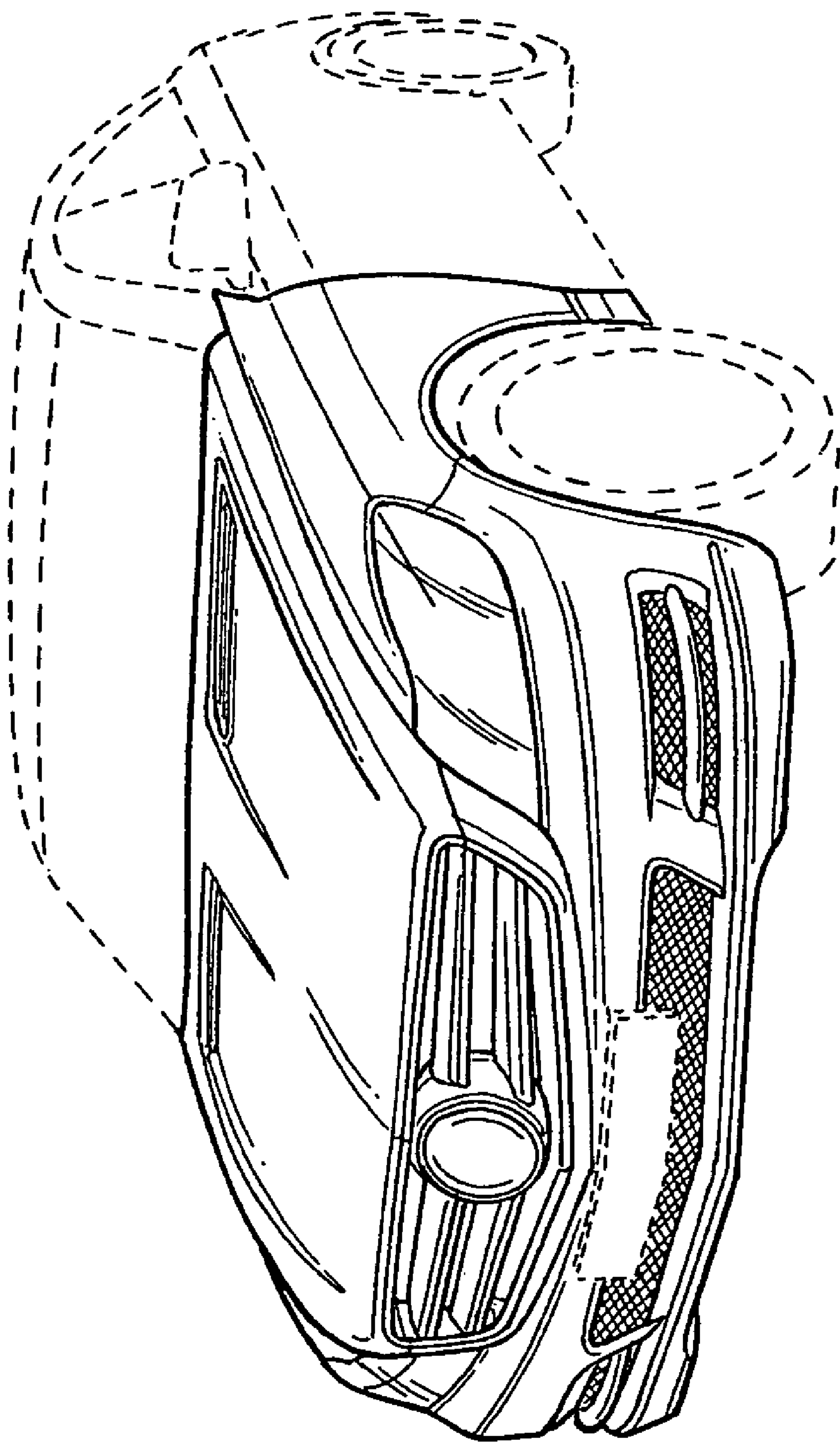


FIG. 1

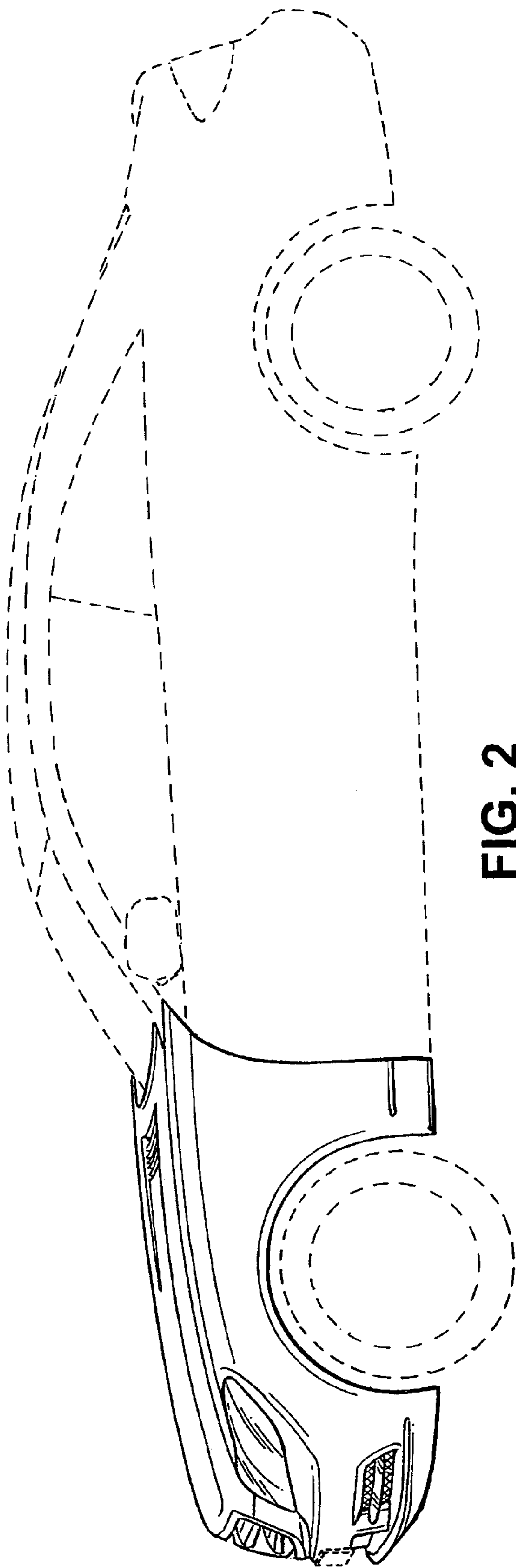


FIG. 2

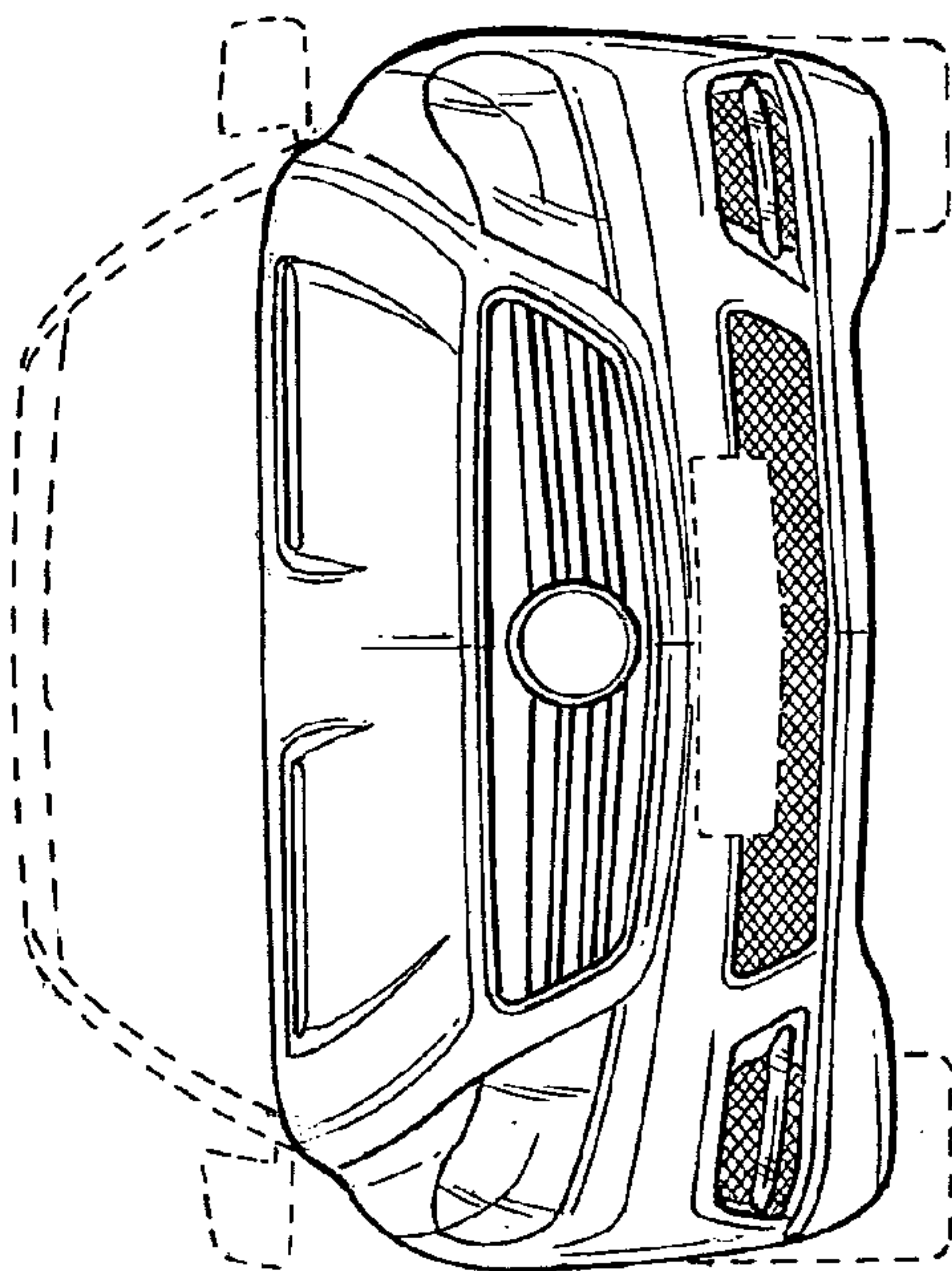


FIG. 3