



US00D627263S

(12) **United States Design Patent**
Guay et al.

(10) **Patent No.:** **US D627,263 S**
(45) **Date of Patent:** **** Nov. 16, 2010**

(54) **THREE WHEEL VEHICLE**

(75) Inventors: **Etienne Guay**, Orford (CA); **Guillaume Longpre**, Valcourt (CA); **Nicolas Deluy**, Sherbrooke (CA); **Christian Lepine**, Bromont (CA)

(73) Assignee: **Bombardier Recreational Products Inc.**, Valcourt (CA)

(**) Term: **14 Years**

(21) Appl. No.: **29/342,830**

(22) Filed: **Sep. 1, 2009**

(51) **LOC (9) Cl.** **12-11**

(52) **U.S. Cl.** **D12/110**

(58) **Field of Classification Search** D12/3,
D12/86, 87, 110, 107, 85; 180/210, 215,
180/219, 220, 223, 233, 225, 229, 311, 312,
180/315

See application file for complete search history.

(56) **References Cited**

U.S. PATENT DOCUMENTS

4,787,470	A *	11/1988	Badsey	180/210
6,446,744	B2	9/2002	Wubbolts et al.		
6,604,594	B2	8/2003	Wubbolts et al.		
6,655,487	B2	12/2003	Malette et al.		
D485,788	S	1/2004	Guay et al.		
6,866,110	B2	3/2005	Malette et al.		
6,948,581	B2	9/2005	Fecteau et al.		
D557,646	S	12/2007	Portelance		
D573,078	S	7/2008	Longpre et al.		
D580,836	S	11/2008	Longpre et al.		
D581,319	S	11/2008	Longpre et al.		
D581,320	S	11/2008	Longpre et al.		
D581,685	S	12/2008	Longpre et al.		
D581,845	S	12/2008	Longpre et al.		

(Continued)

FOREIGN PATENT DOCUMENTS

FR 025060 2/2003

OTHER PUBLICATIONS

Fig. 18 of U.S. Appl. No. 29/156,028, now Design Patent D485,788 (figure cancelled during prosecution).

Primary Examiner—Philip S Hyder
Assistant Examiner—Linda G. Brooks

(74) *Attorney, Agent, or Firm*—Osler, Hoskin & Harcourt LLP

(57) **CLAIM**

The ornamental design for a three wheel vehicle, as shown and described.

DESCRIPTION

FIG. 1 is a front top left perspective view of a three wheel vehicle according to our design;

FIG. 2 is a front top right perspective view of the three wheel vehicle of FIG. 1;

FIG. 3 is a front elevation view of the three wheel vehicle of FIG. 1;

FIG. 4 is a rear elevation view of the three wheel vehicle of FIG. 1;

FIG. 5 is a left side elevation view of the three wheel vehicle of FIG. 1;

FIG. 6 is a right side elevation view of the three wheel vehicle of FIG. 1;


FIG. 7 is a top plan view of the three wheel vehicle of FIG. 1;

FIG. 8 is a rear top right perspective view of the three wheel vehicle of FIG. 1; and,

FIG. 9 is a rear top left perspective view of the three wheel vehicle of FIG. 1.

Portions of the three wheel vehicle not shown in the Figures and not otherwise described in this Specification do not form part of the claimed design.

1 Claim, 9 Drawing Sheets



US D627,263 S

Page 2

U.S. PATENT DOCUMENTS

D581,846 S	12/2008	Longpre et al.	2003/0221891 A1	12/2003	Fecteau et al.
D582,334 S	12/2008	Fournier	2004/0032120 A1	2/2004	Vaisanen et al.
D582,823 S	12/2008	Longpre et al.	2004/0035623 A1	2/2004	Fecteau et al.
D593,455 S	6/2009	Longpre et al.	2004/0035624 A1	2/2004	Fecteau et al.
D593,908 S	6/2009	Longpre et al.	2004/0035625 A1	2/2004	Talbot et al.
D593,912 S	6/2009	Longpre et al.	2004/0035626 A1	2/2004	Girouard et al.
D596,081 S	7/2009	Longpre et al.	2004/0129473 A1	7/2004	Talbot et al.
2001/0040064 A1	11/2001	Girouard et al.	2004/0129483 A1	7/2004	Girouard et al.
2002/0129984 A1	9/2002	Wubbolts et al.	2004/0140140 A1	7/2004	Guay et al.
2003/0221890 A1	12/2003	Fecteau et al.	2005/0039967 A1	2/2005	Aube et al.

* cited by examiner

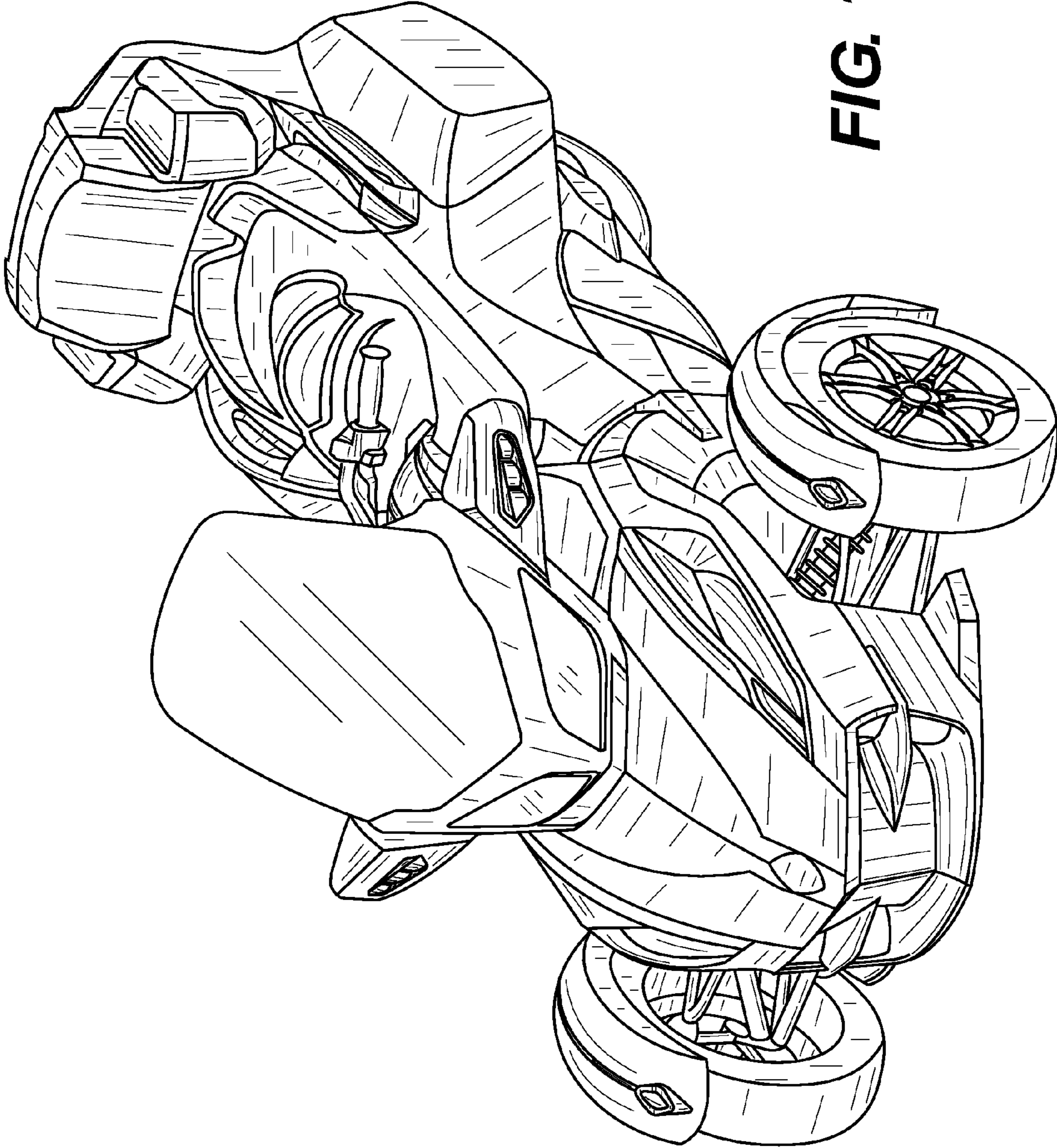


FIG. 1

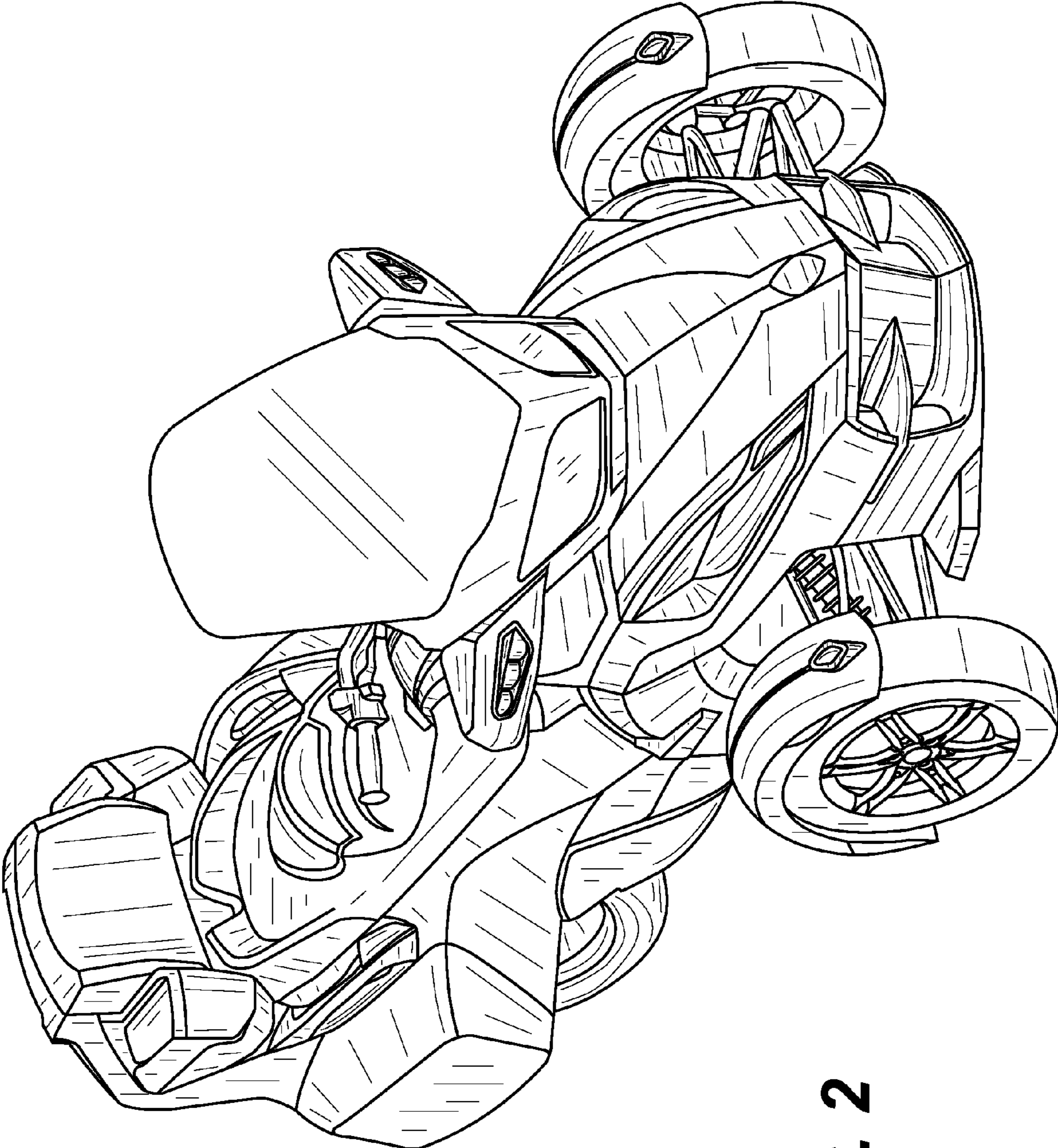


FIG. 2

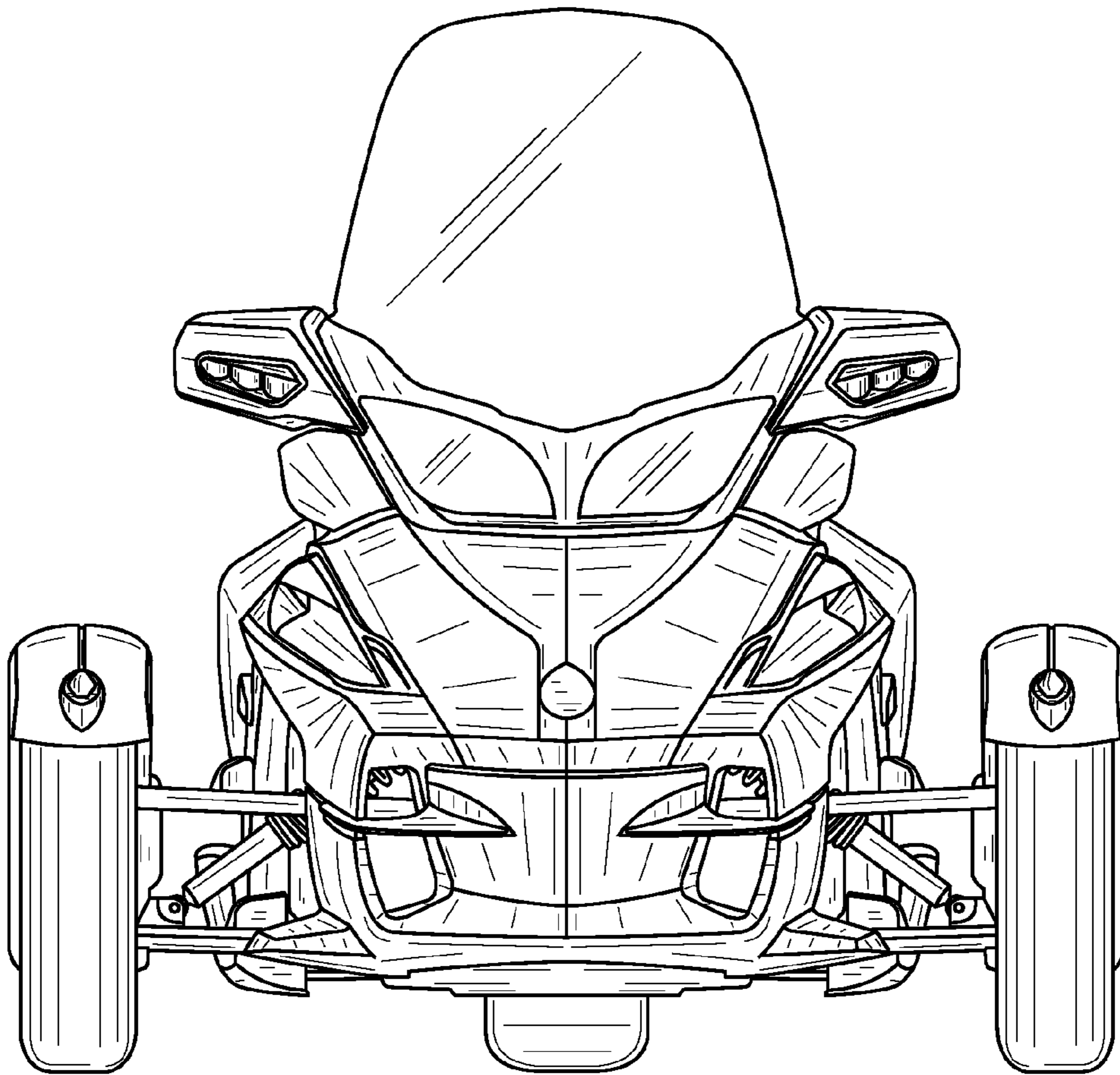


FIG. 3

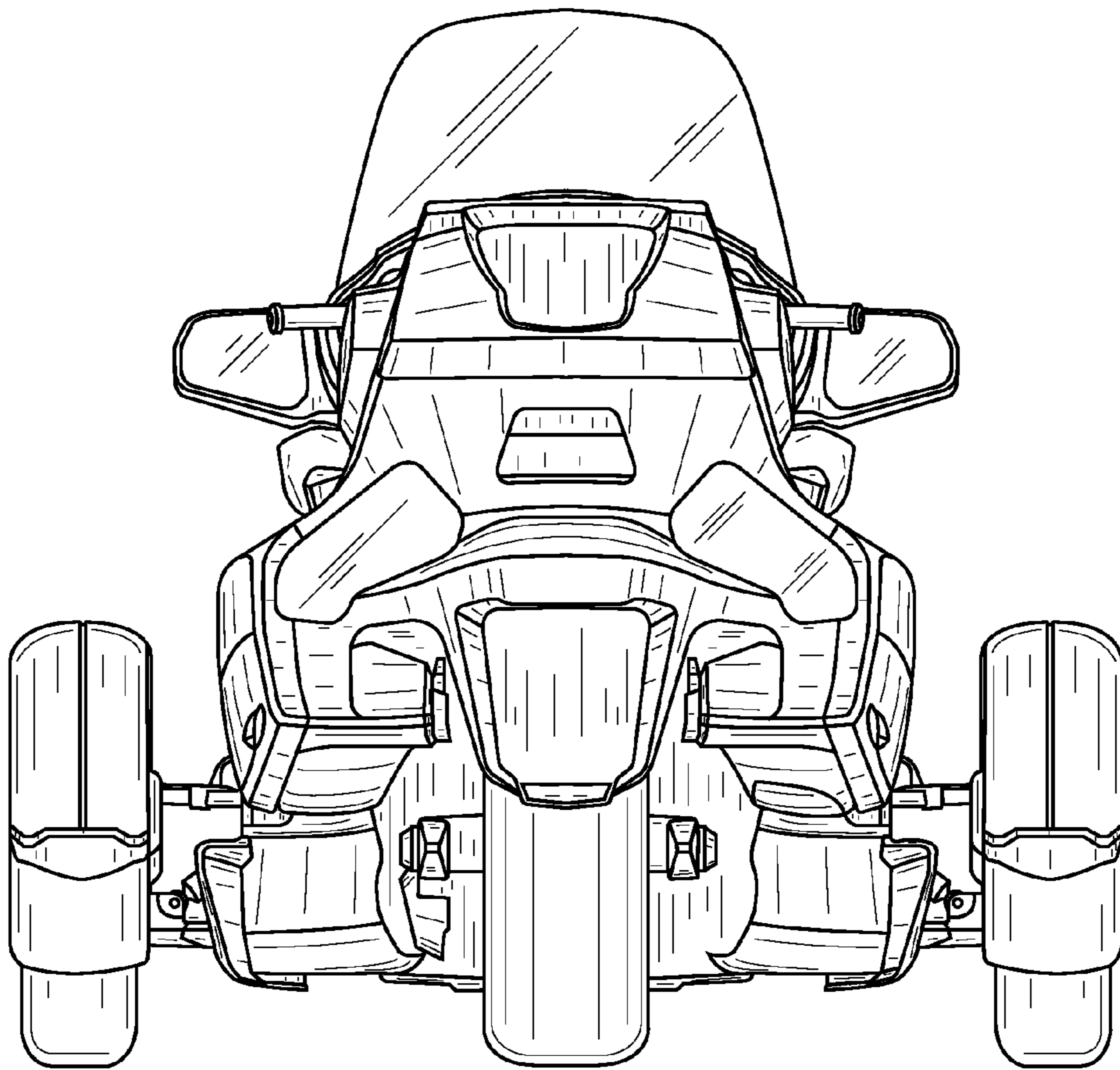


FIG. 4




FIG. 5

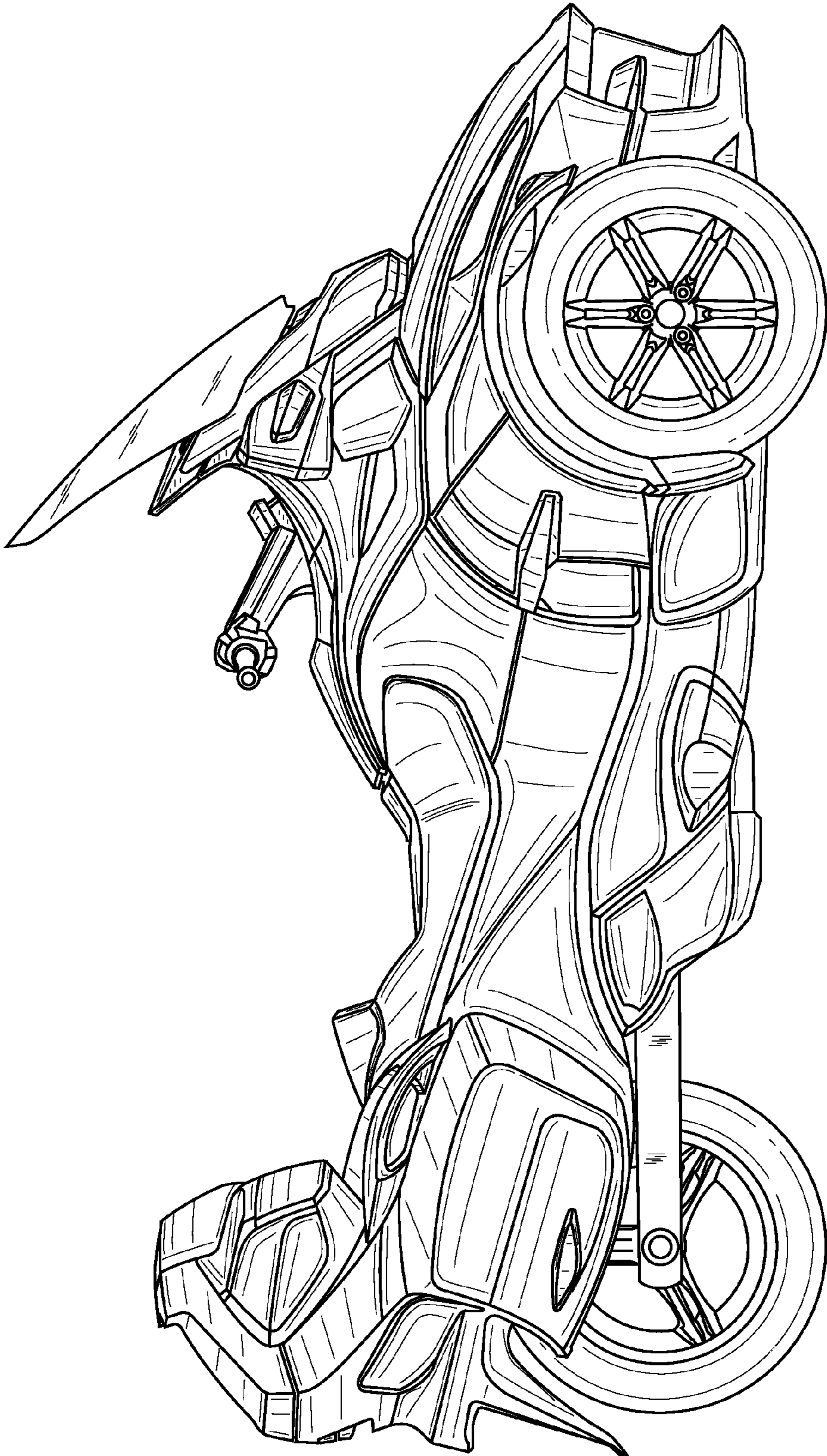


FIG. 6

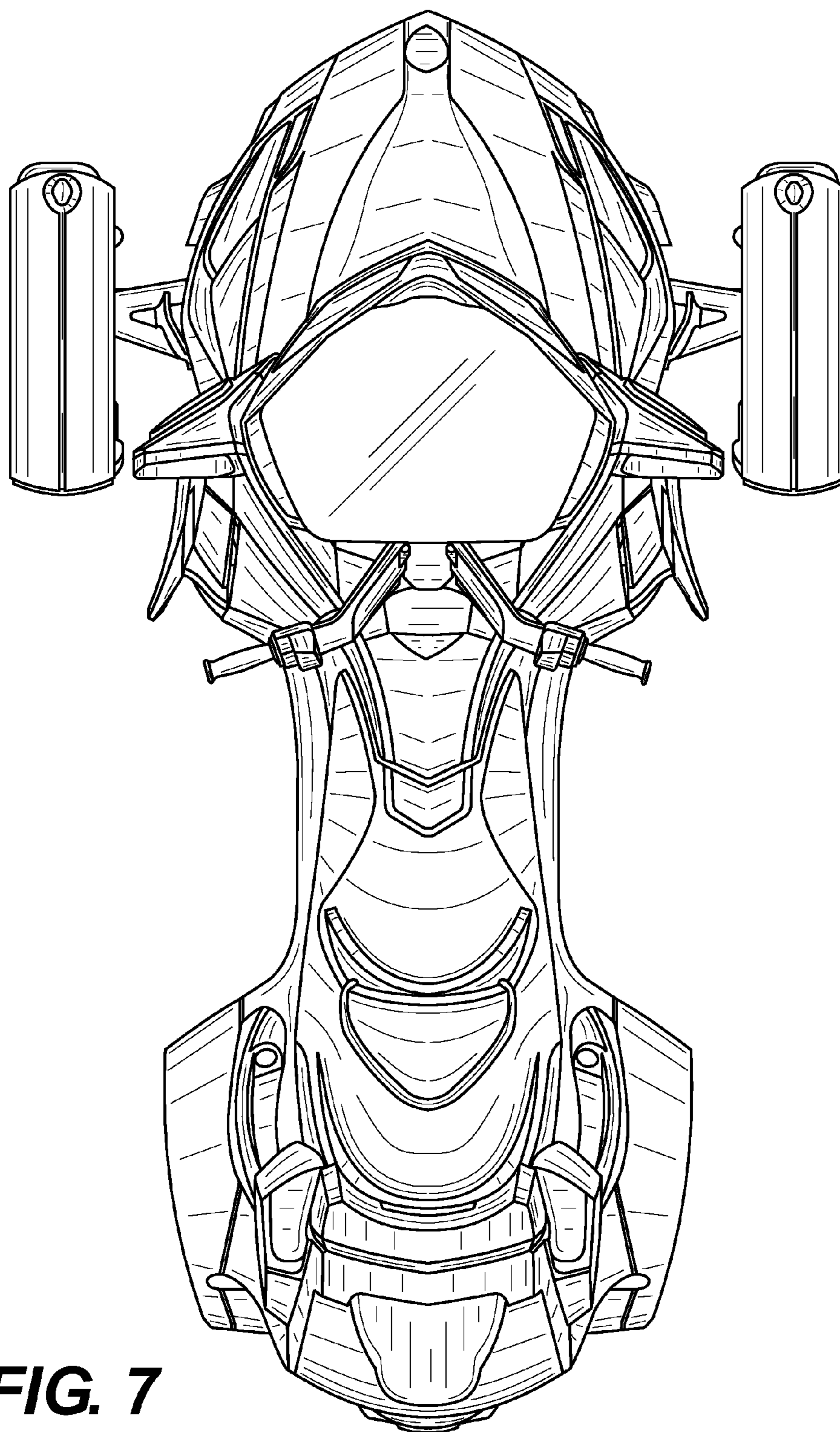


FIG. 7

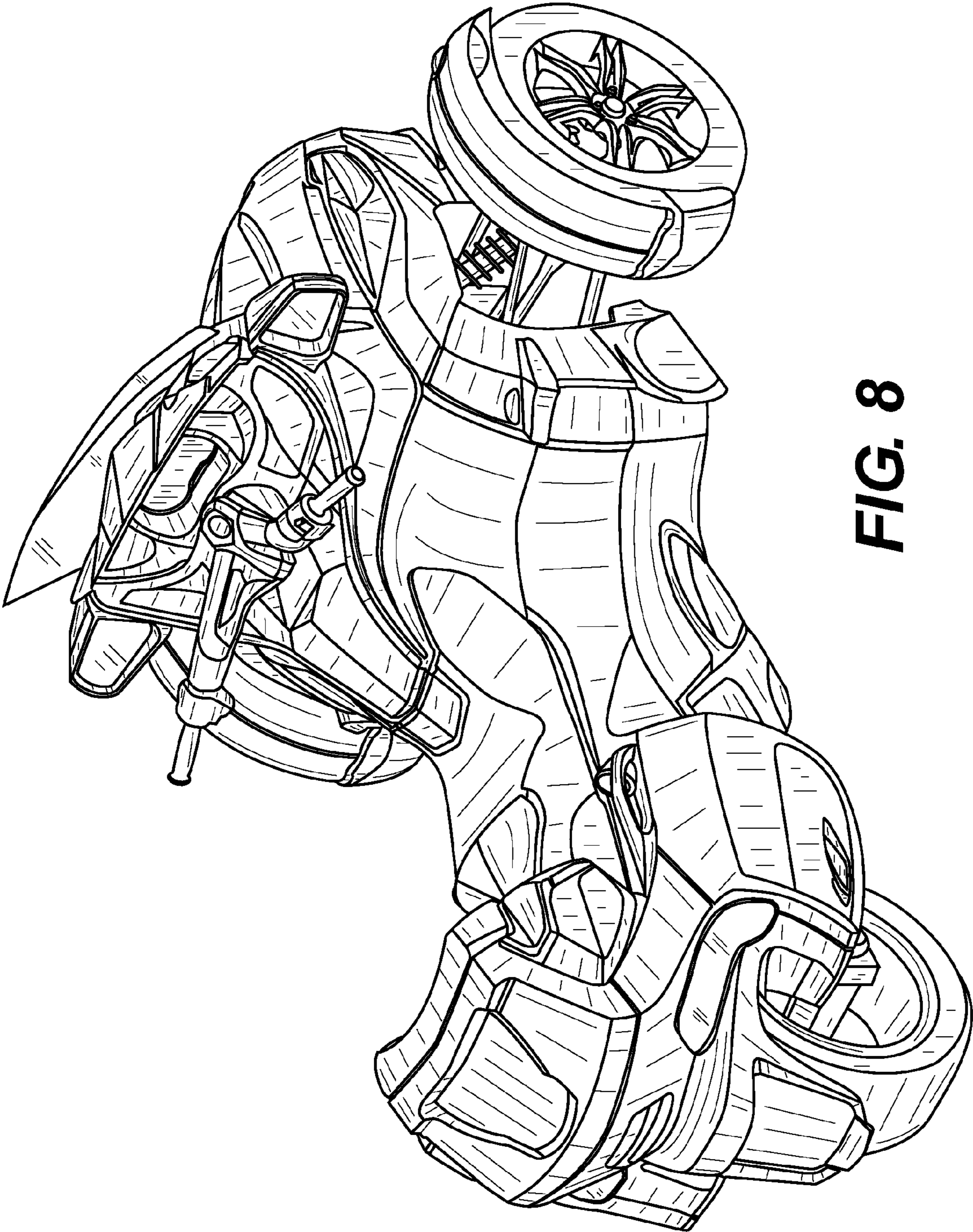


FIG. 8

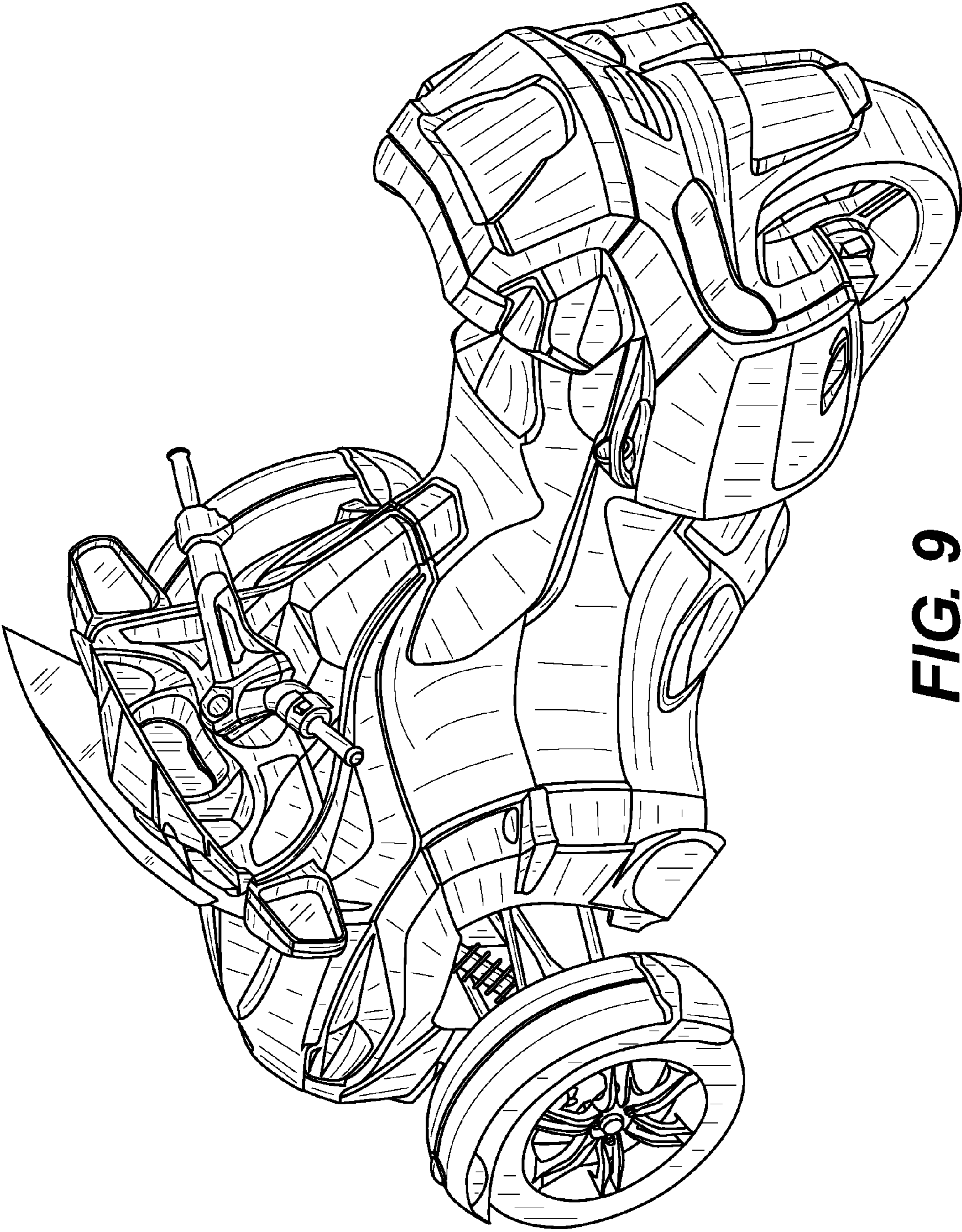


FIG. 9