



US00D627262S

(12) **United States Design Patent**
Ikeda et al.

(10) **Patent No.:** **US D627,262 S**
(45) **Date of Patent:** **** Nov. 16, 2010**

(54) **VEHICLE BODY**

(75) Inventors: **Morio Ikeda**, Sao Paulo (BR); **Vicente D. Beire**, Sao Paulo (BR); **Dagoberto Tribia**, Santo Andre (BR); **John H. Ware**, Sao Paulo (BR); **Carlos M. Barba**, Sao Paulo (BR)

(73) Assignee: **GM Global Technology Operations, Inc.**, Detroit, MI (US)

(**) Term: **14 Years**

(21) Appl. No.: **29/325,626**

(22) Filed: **Oct. 3, 2008**

(51) **LOC (9) Cl.** **12-08**

(52) **U.S. Cl.** **D12/91**

(58) **Field of Classification Search** D12/86,
D12/92, 91, 82, 87, 88; D21/424, 433, 548-550;
296/181.1, 181.5

See application file for complete search history.

(56) **References Cited**

U.S. PATENT DOCUMENTS

D463,758 S * 10/2002 Meadows et al. D12/91
D469,038 S * 1/2003 Mattin et al. D12/91
D476,269 S * 6/2003 Suzuki et al. D12/91

D512,000 S * 11/2005 Suzuki et al. D12/91
D520,909 S * 5/2006 Tokutake et al. D12/91
D588,048 S * 3/2009 Wang et al. D12/91
D597,445 S * 8/2009 Hong D12/91
D597,446 S * 8/2009 Ikeda et al. D12/91

* cited by examiner

Primary Examiner—Robert M Spear

Assistant Examiner—Cynthia Underwood

(74) *Attorney, Agent, or Firm*—Reising Ethington P.C.

(57) **CLAIM**

The ornamental design for a vehicle body, as shown and described.

DESCRIPTION

FIG. 1 is a front view of a vehicle body showing the new design;

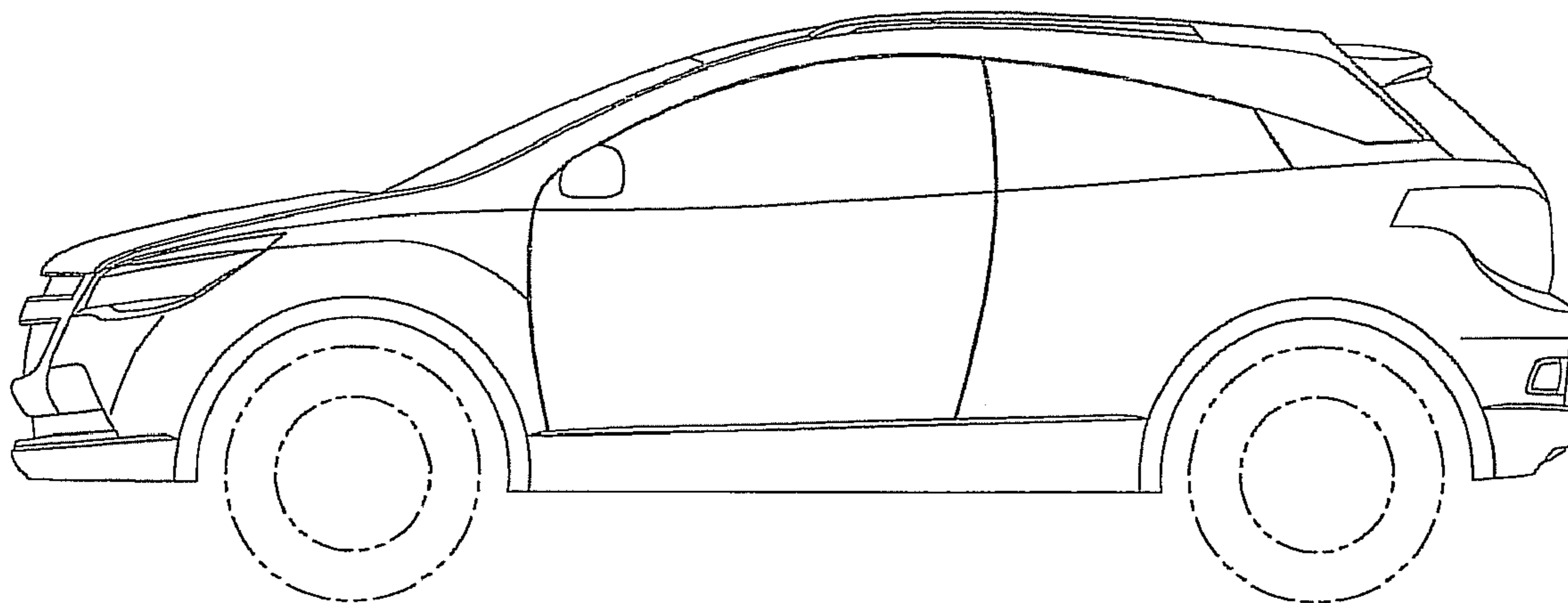
FIG. 2 is a left side view thereof, the right side being a mirror image thereof;

FIG. 3 is a top plan view thereof; and,

FIG. 4 is a rear view thereof.

In the drawings, the elements shown in broken lines are for illustrative purposes only and form no part of the claimed design.

1 Claim, 4 Drawing Sheets






Fig-1

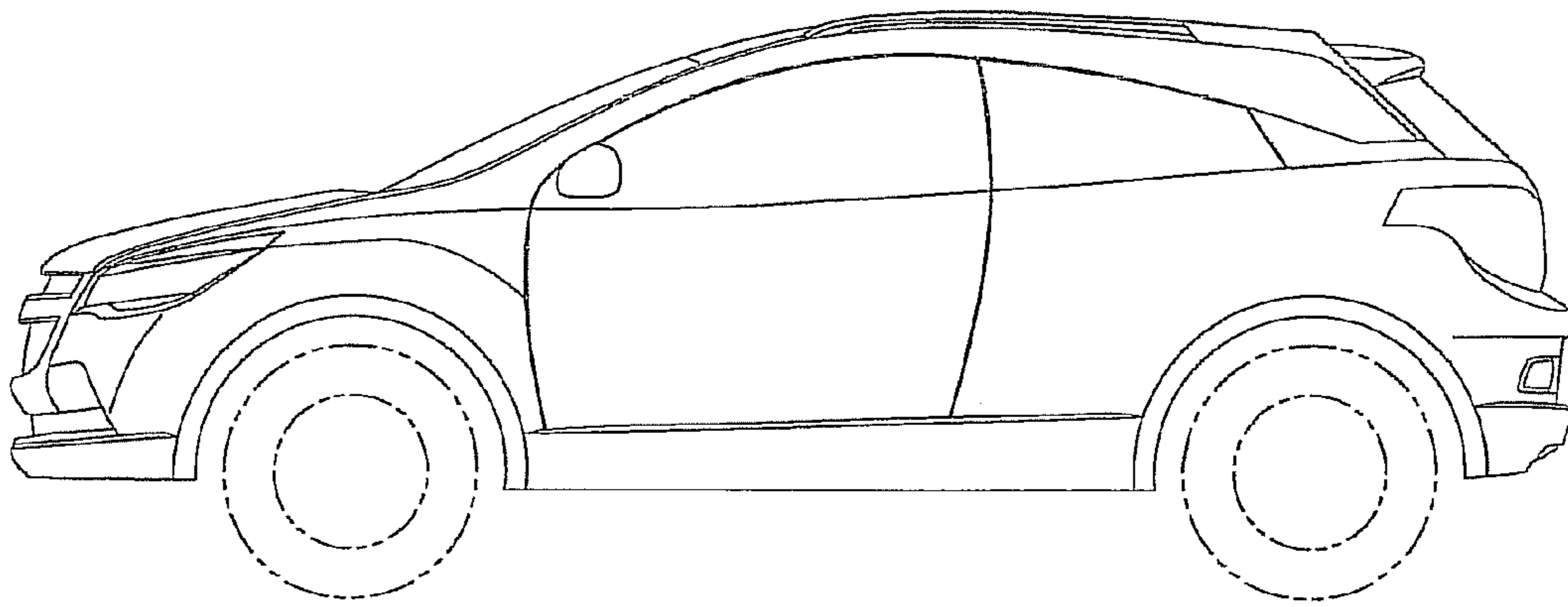


Fig-2

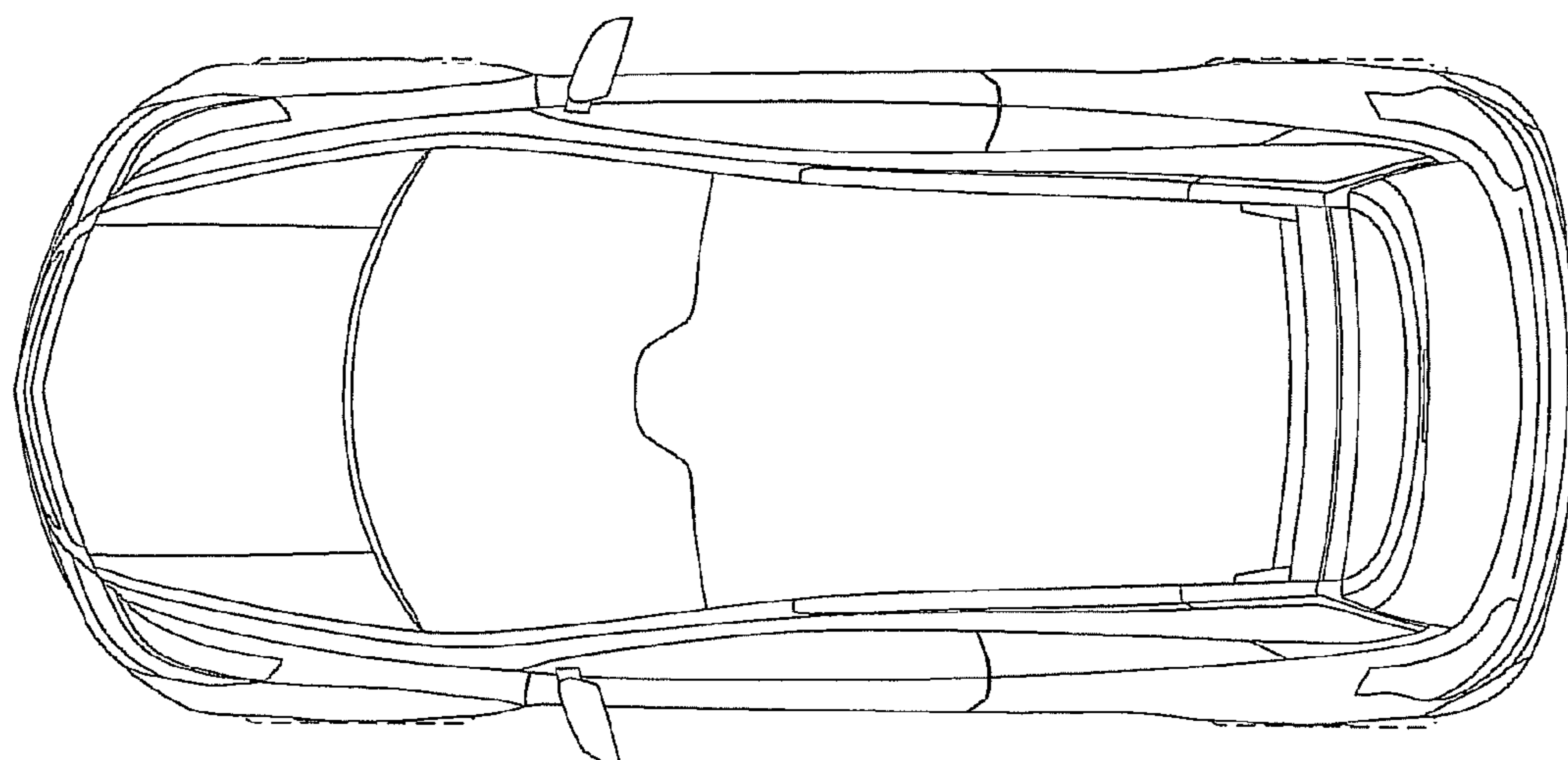


Fig-3

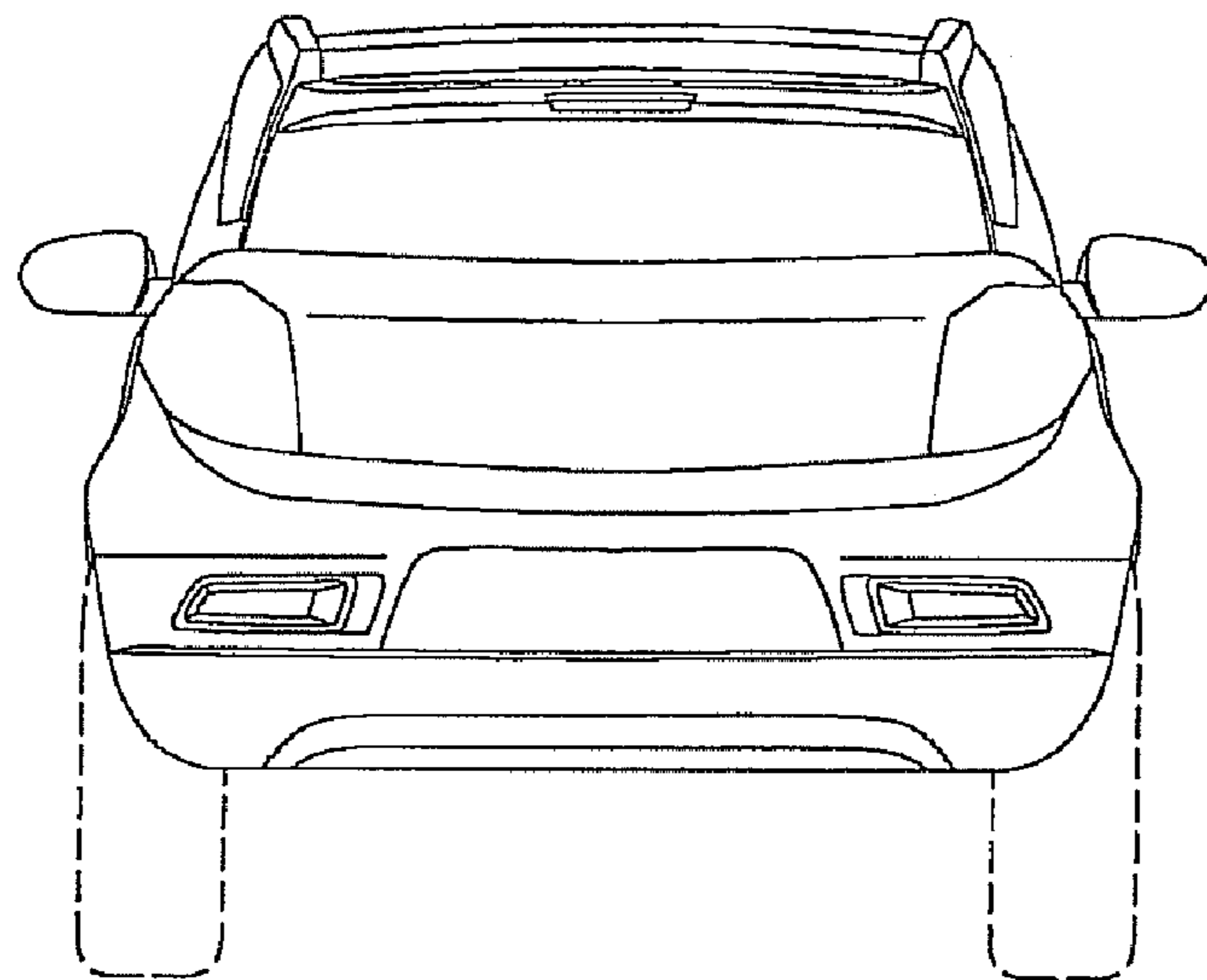


Fig-4