

US00D627258S

(12) **United States Design Patent**  
**Miyazaki et al.**

(10) **Patent No.:** **US D627,258 S**

(45) **Date of Patent:** **\*\* Nov. 16, 2010**

(54) **SLIDER FOR SLIDE FASTENER**

D608,243 S \* 1/2010 Di Girolami ..... D11/221  
D610,947 S \* 3/2010 Takazawa et al. .... D11/221

(75) Inventors: **Yohei Miyazaki**, Kurobe (JP); **Keiichi Keyaki**, Kurobe (JP)

**FOREIGN PATENT DOCUMENTS**

(73) Assignee: **YKK Corporation** (JP)

JP 1314702 11/2007  
JP 1314704 11/2007  
JP 1314705 11/2007  
JP 1356741 4/2009

(\*\*) Term: **14 Years**

\* cited by examiner

(21) Appl. No.: **29/349,333**

*Primary Examiner*—Ralf Seifert

(22) Filed: **Mar. 25, 2010**

(74) *Attorney, Agent, or Firm*—Kilpatrick Stockton LLP

(30) **Foreign Application Priority Data**

(57) **CLAIM**

Sep. 28, 2009 (JP) ..... 2009-022270

The ornamental design for a slider for slide fastener, as shown and described.

(51) **LOC (9) Cl.** ..... **02-07**

(52) **U.S. Cl.** ..... **D11/221**

(58) **Field of Classification Search** ..... D11/200,  
D11/201, 221; 24/381–383, 385–387, 414–417,  
24/421–422, 427–431, 433; 2/265

See application file for complete search history.

**DESCRIPTION**

FIG. 1 is a perspective view of the bottom, front and right of slider for slide fastener showing our new design;

FIG. 2 is a front view thereof;

FIG. 3 is a rear view thereof;

FIG. 4 is a right side view thereof, the left side view being mirror image thereof;

FIG. 5 is a top plan view thereof; and,

FIG. 6 is a bottom view thereof.

The portions of the article in broken lines are shown for illustrative purposes only and form no part of the claimed design.

(56) **References Cited**

**U.S. PATENT DOCUMENTS**

D114,268 S \* 4/1939 Poux ..... D11/221  
D114,269 S \* 4/1939 Poux ..... D11/221  
2,166,905 A \* 7/1939 Poux ..... 24/421  
D117,823 S \* 11/1939 Poux ..... D11/221  
2,261,132 A \* 11/1941 Poux ..... 24/419  
2,277,506 A \* 3/1942 Beckwith ..... 24/424  
2,494,249 A \* 1/1950 Krupp ..... 24/389  
D559,733 S 1/2008 Yamamoto

**1 Claim, 5 Drawing Sheets**

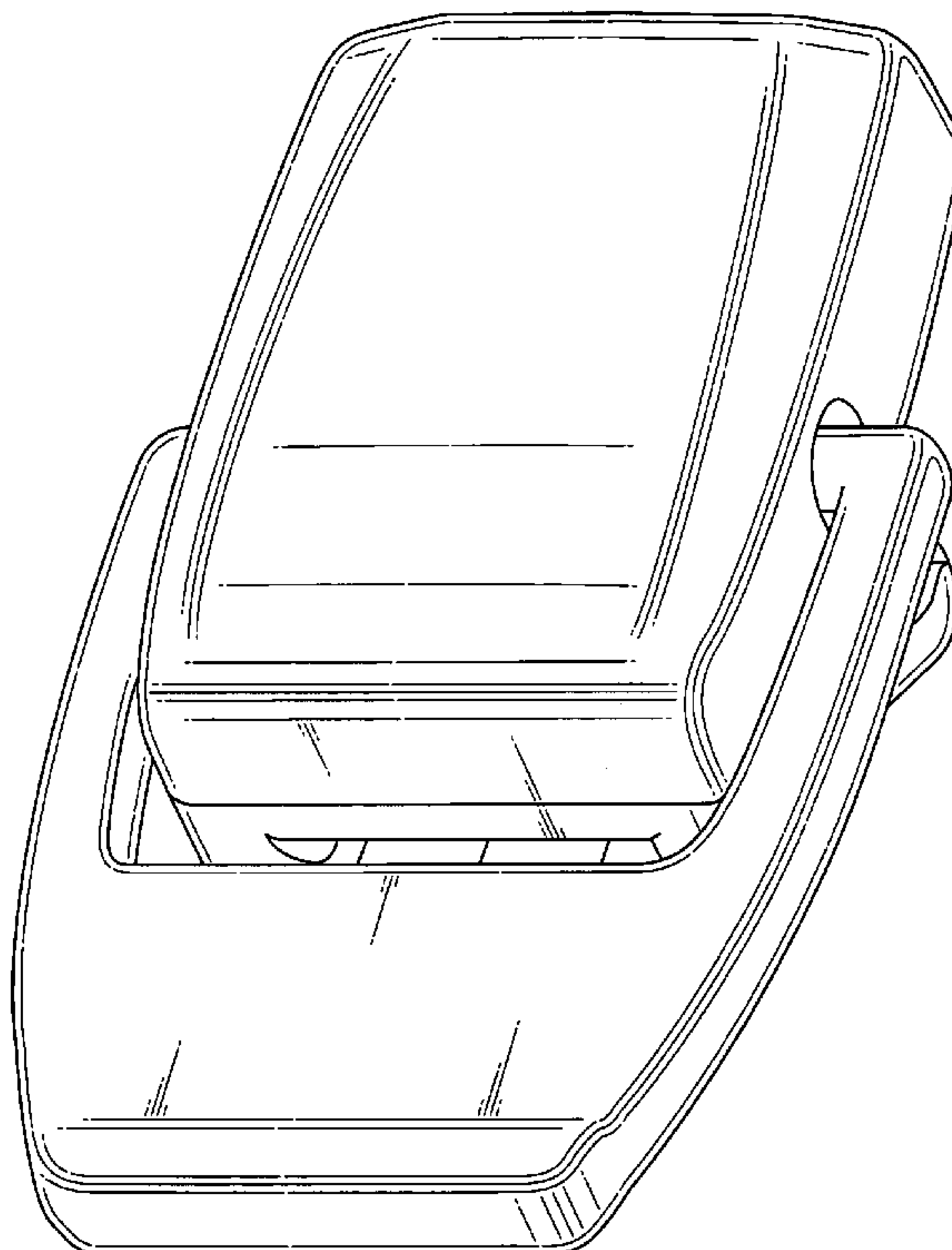


FIG. 1

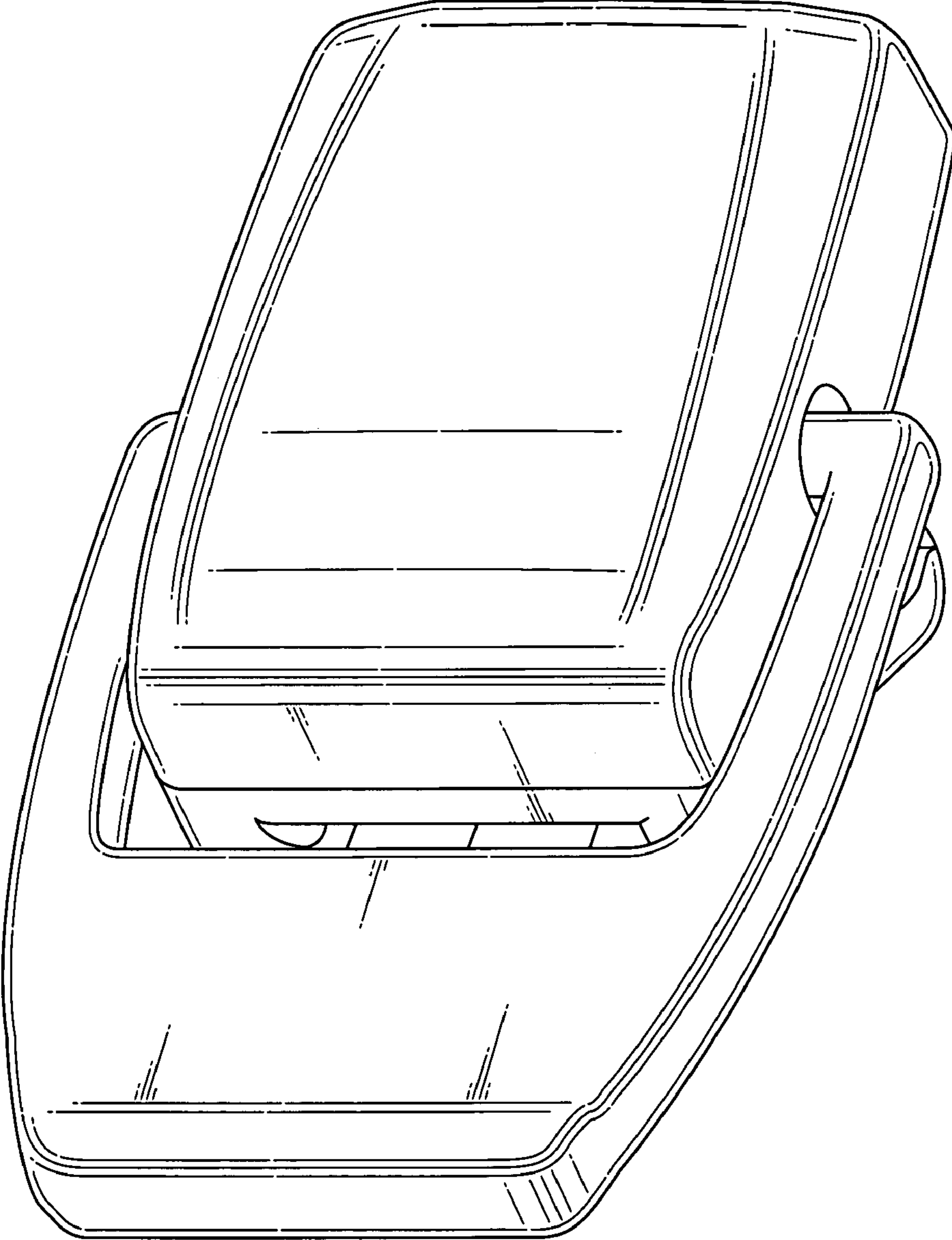


FIG.2

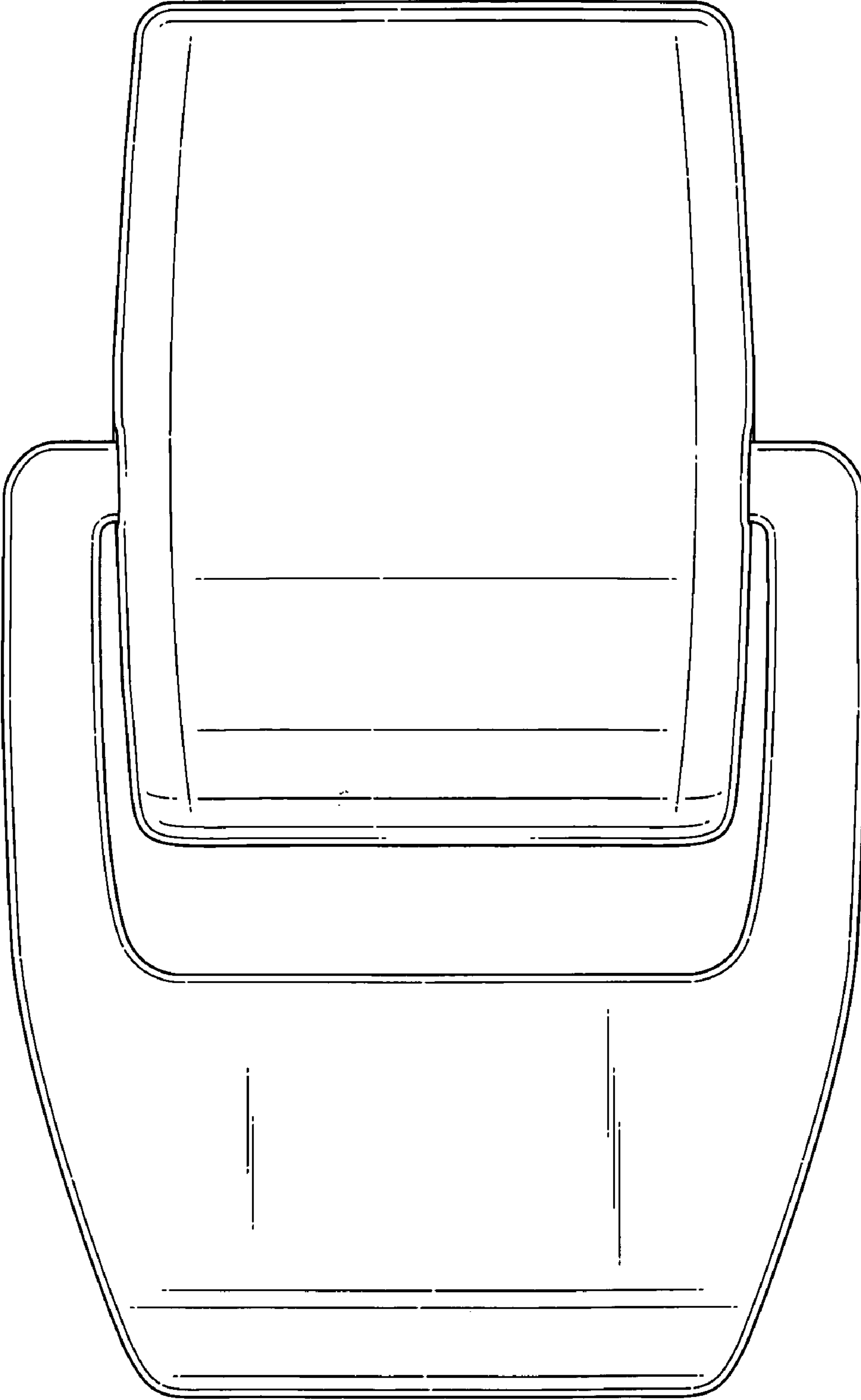


FIG.3

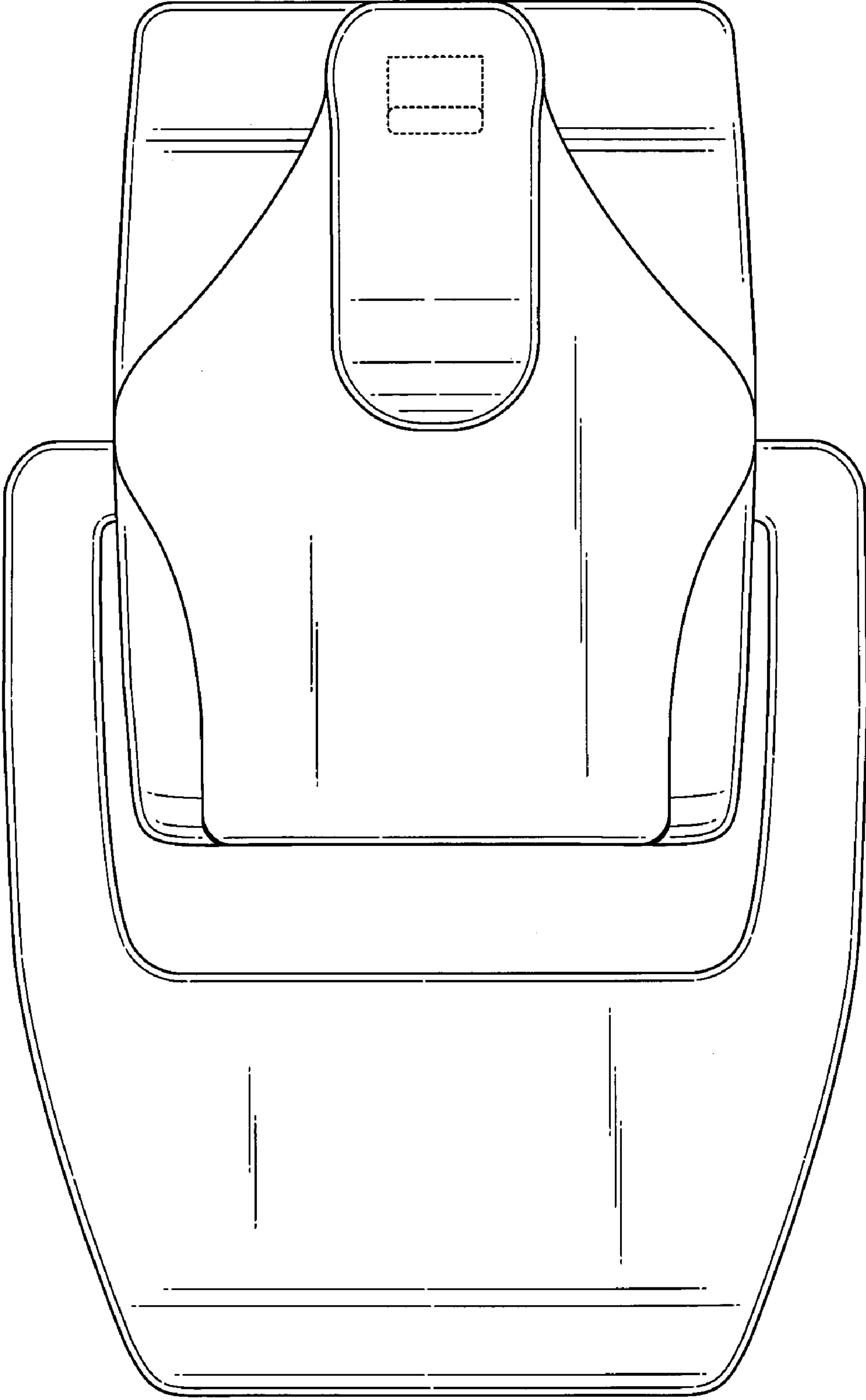


FIG.4

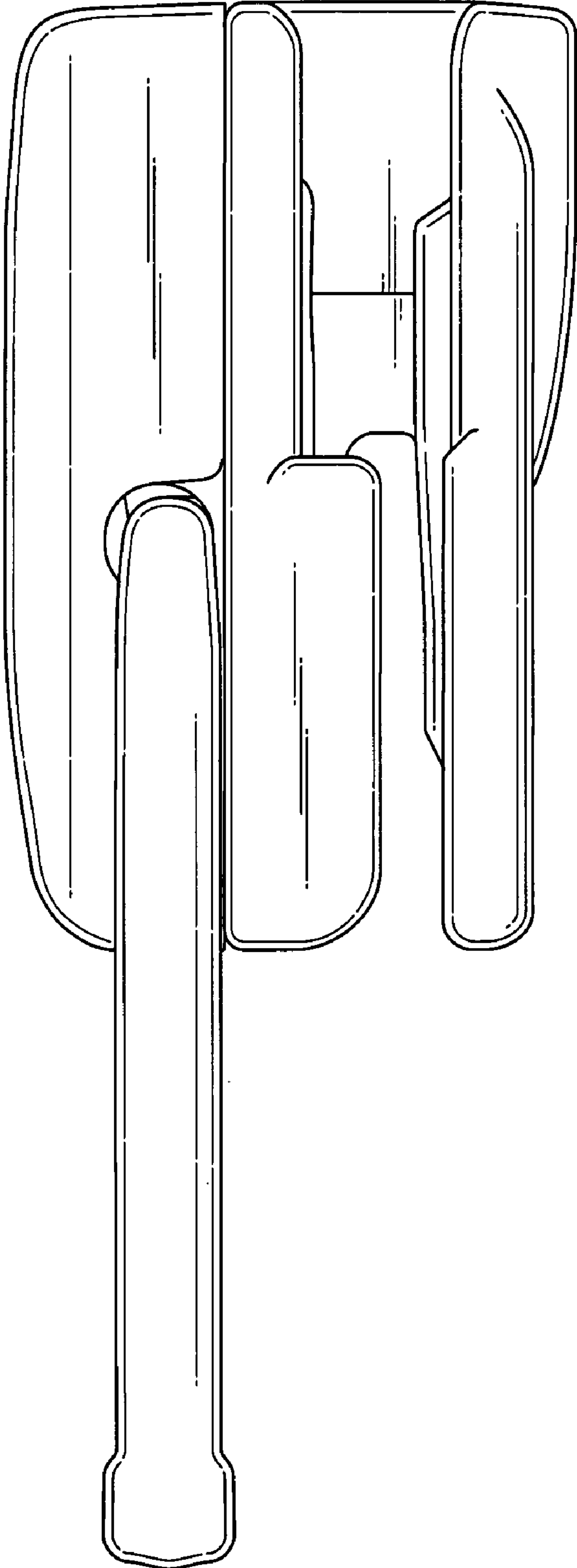


FIG.5

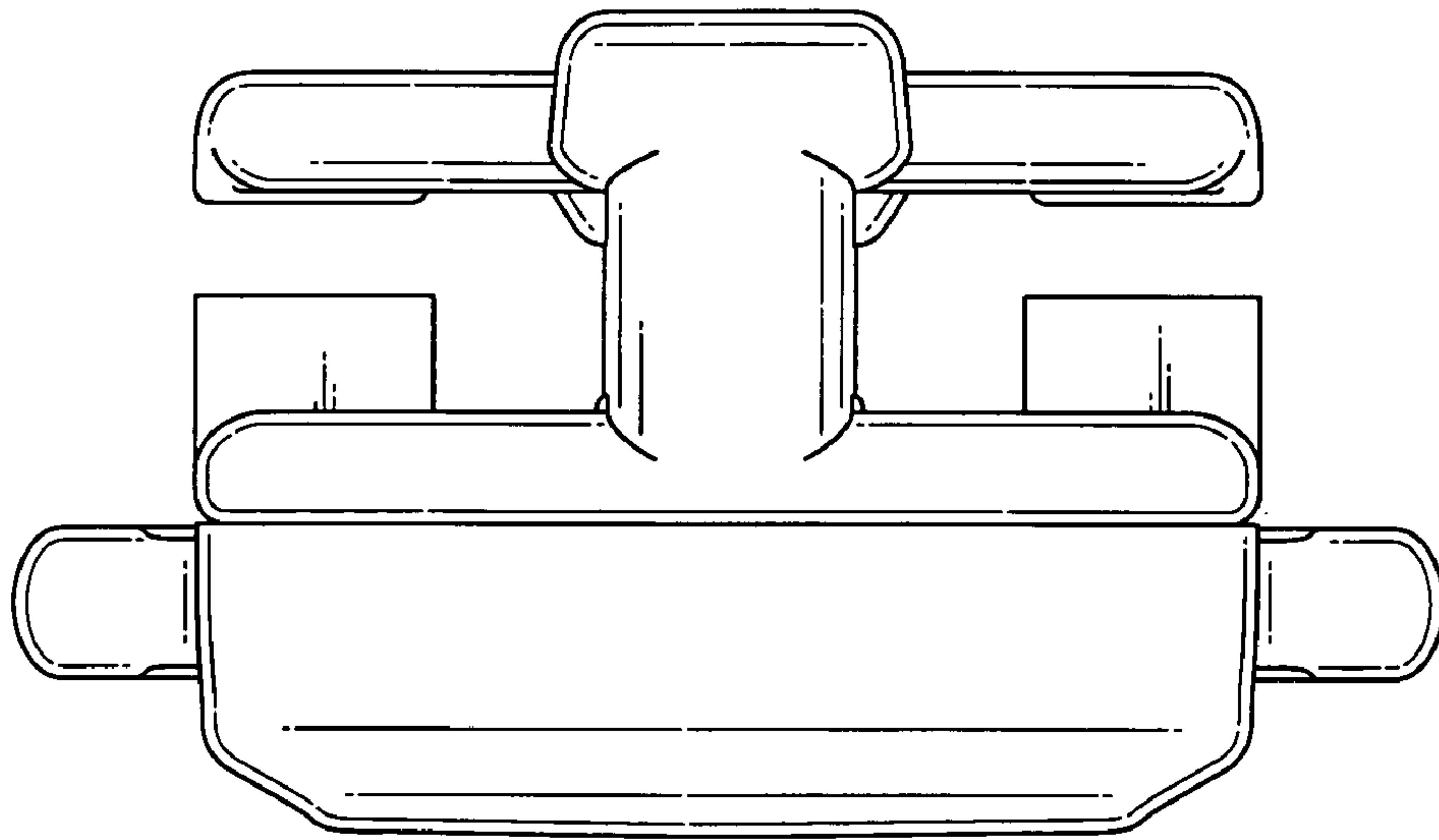


FIG.6

