



US00D627243S

(12) **United States Design Patent**  
**Deleskiewicz et al.**

(10) **Patent No.:** **US D627,243 S**

(45) **Date of Patent:** **\*\* Nov. 16, 2010**

(54) **WATCH**

(75) Inventors: **Jean-Denis Deleskiewicz**, Joinville le Pont (FR); **Anna Maccieri**, Le Sentier (CH)

(73) Assignee: **Richemont International SA** (CH)

(\*\*) Term: **14 Years**

(21) Appl. No.: **29/363,917**

(22) Filed: **Jun. 16, 2010**

(51) **LOC (9) Cl.** ..... **10-02**

(52) **U.S. Cl.** ..... **D10/39**

(58) **Field of Classification Search** ..... D10/30-39,  
D10/122-132; 368/276, 281, 282, 285, 80,  
368/223, 228, 232

See application file for complete search history.

(56) **References Cited**

**U.S. PATENT DOCUMENTS**

D203,760	S	*	2/1966	Morris	.....	D10/124
3,901,023	A	*	8/1975	Uebelhardt	.....	368/281
D297,124	S	*	8/1988	Grinberg	.....	D10/39
D297,126	S	*	8/1988	Grinberg	.....	D10/39
D326,232	S	*	5/1992	Kurebayashi	.....	D10/39
D360,593	S	*	7/1995	McLaughlin	.....	D10/39
D365,526	S	*	12/1995	Gardner	.....	D10/39
D459,241	S	*	6/2002	Bodino	.....	D10/32
D460,002	S	*	7/2002	Wunderman	.....	D10/32
D473,473	S	*	4/2003	Wunderman	.....	D10/32

6,570,823	B1	*	5/2003	Gilomen et al.	.....	368/113
D479,137	S	*	9/2003	Kauffmann	.....	D10/39
D507,974	S	*	8/2005	Strasser	.....	D10/30
D509,446	S	*	9/2005	Wunderman	.....	D10/32
D526,218	S	*	8/2006	Krieger	.....	D10/39
D559,130	S	*	1/2008	Laucella	.....	D10/39
D591,176	S	*	4/2009	Monachon	.....	D10/32
D592,980	S	*	5/2009	Laucella	.....	D10/39
D608,223	S	*	1/2010	Salanitro	.....	D10/38
D610,923	S	*	3/2010	Duport et al.	.....	D10/38

\* cited by examiner

*Primary Examiner*—Lucy Lieberman

(74) *Attorney, Agent, or Firm*—Galbreath Law Offices, P.C.;  
John A. Galbreath

(57) **CLAIM**

The ornamental design for a watch, as shown.

**DESCRIPTION**

FIG. 1 is a top view of the invention;

FIG. 2 is a bottom view of the invention;

FIG. 3 is a side view of the invention;


FIG. 4 is another side view of the invention, showing the side opposite that shown in FIG. 3;

FIG. 5 is a back view of the invention;

FIG. 6 is a front view of the invention; and,

FIG. 7 is a perspective view of the invention.

**1 Claim, 1 Drawing Sheet**






Fig. 1

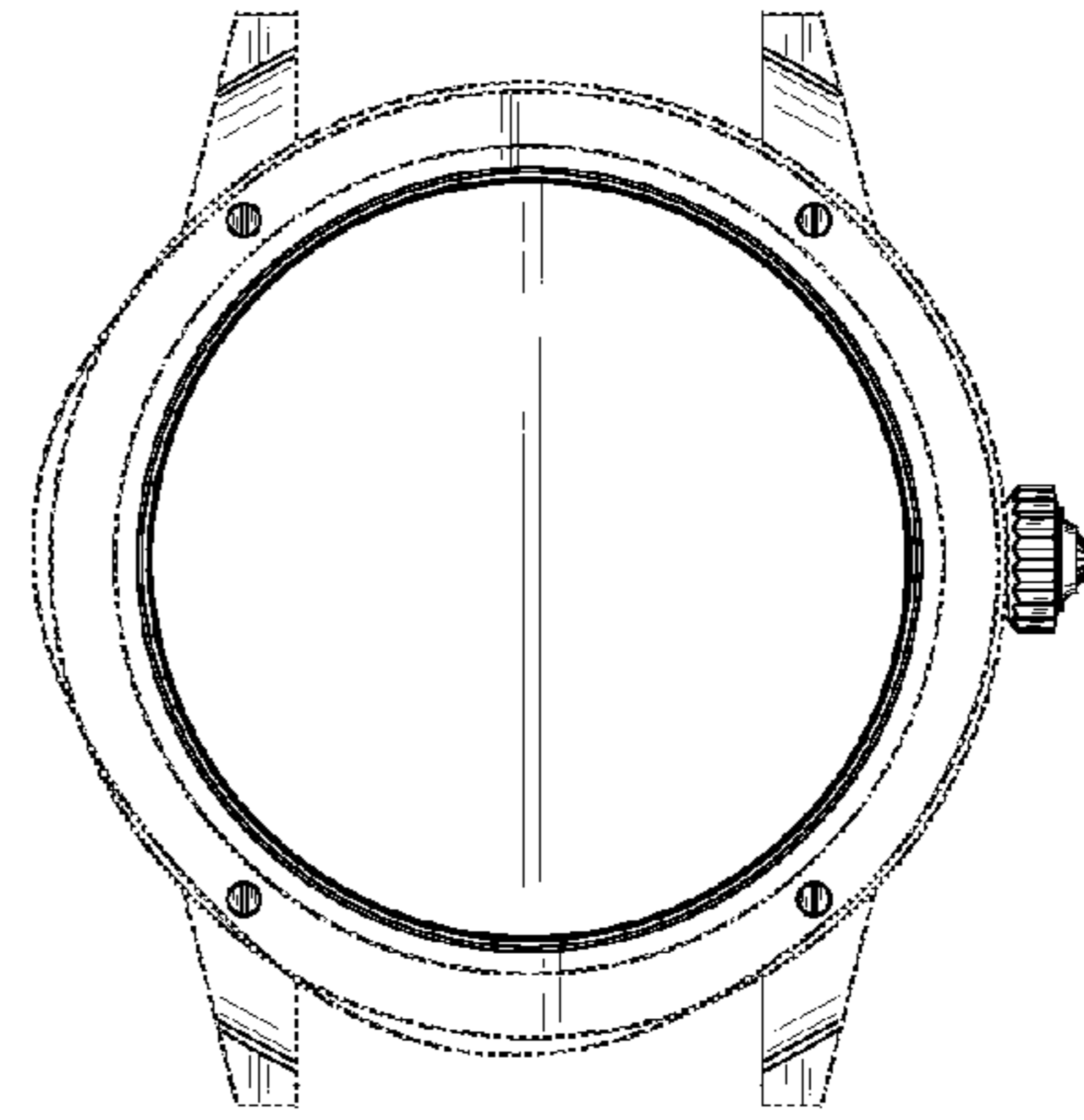


Fig. 2

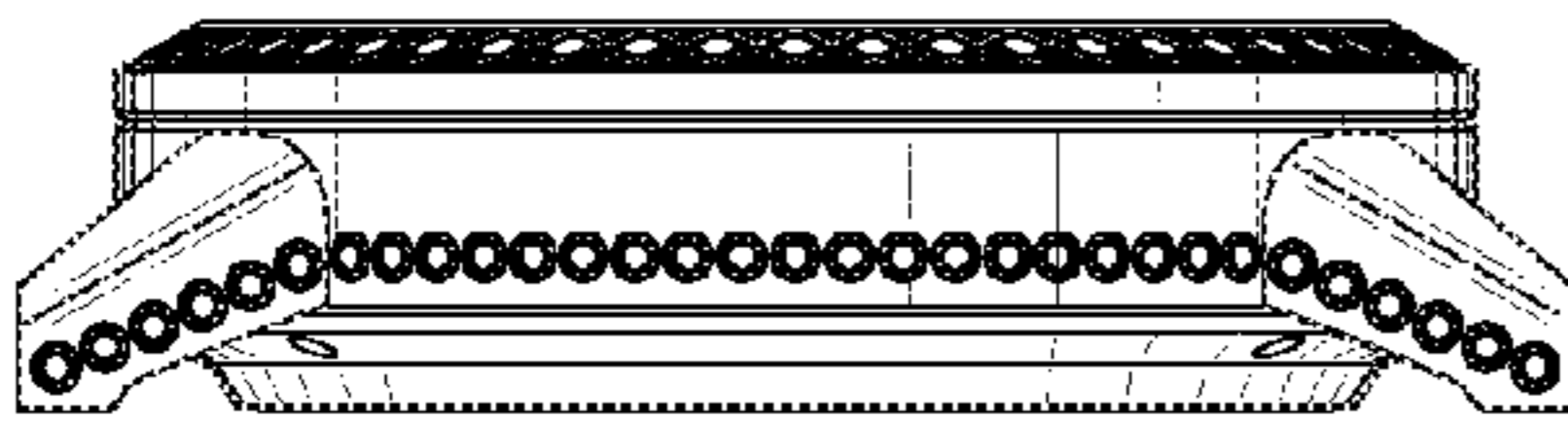


Fig. 3




Fig. 4



Fig. 5

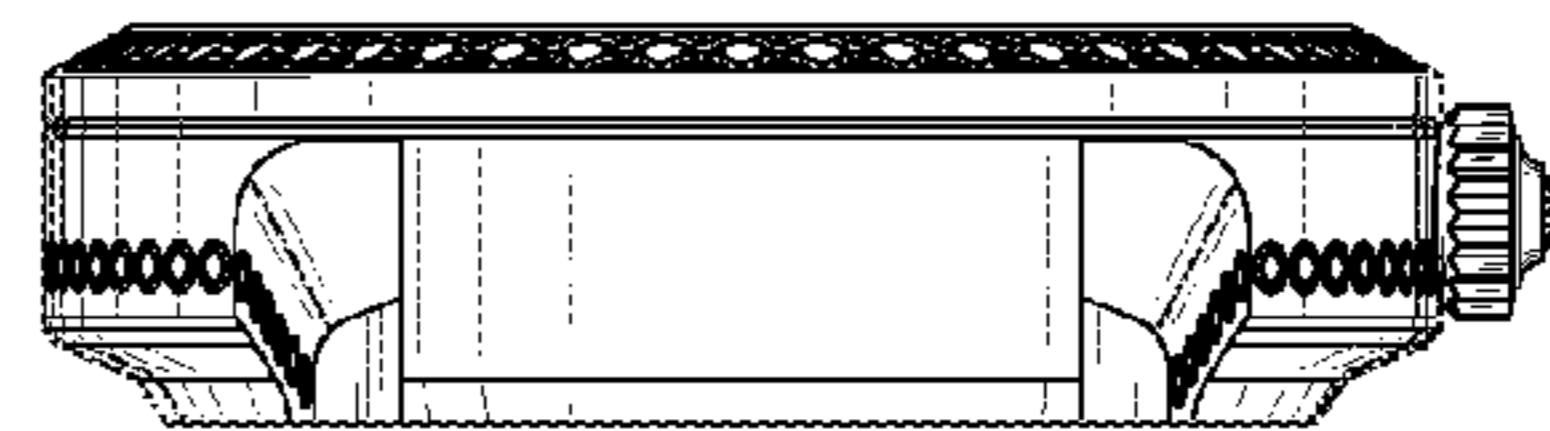


Fig. 6

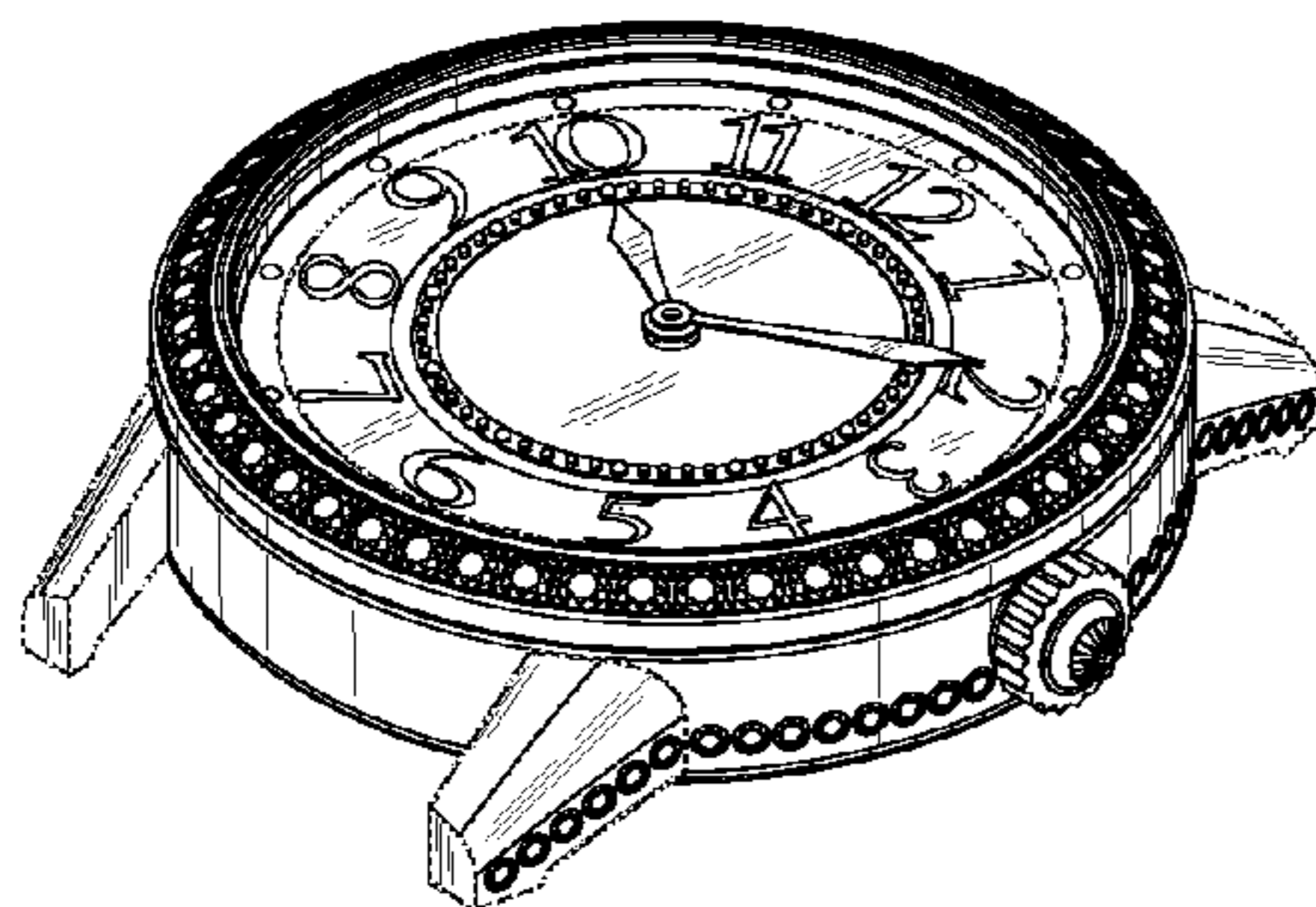


Fig. 7