



US00D627237S

(12) **United States Design Patent**
Ueda et al.

(10) **Patent No.:** **US D627,237 S**

(45) **Date of Patent:** **** Nov. 16, 2010**

(54) **PACKAGING BAG**

D609,112 S * 2/2010 Koyanagi D9/708

(75) Inventors: **Osao Ueda**, Osaka (JP); **Takeshi Kyogane**, Osaka (JP)

(73) Assignee: **Fuji Seal International, Inc.** (JP)

(**) Term: **14 Years**

(21) Appl. No.: **29/332,568**

(22) Filed: **Feb. 19, 2009**

(51) **LOC (9) Cl.** **09-05**

(52) **U.S. Cl.** **D9/708**

(58) **Field of Classification Search** D9/702–714,
D9/720–722, 414, 434–435, 696, 716, 771,
D9/447; D24/118, 207; 383/6, 9, 22, 96,
383/61.1, 80–81, 104, 901, 63, 203, 107,
383/119, 120, 123; 222/107, 92, 206; 604/408,
604/410, 403; 220/495.03

See application file for complete search history.

(56) **References Cited**

U.S. PATENT DOCUMENTS

4,718,778	A *	1/1988	Ichikawa	383/100
5,540,358	A	7/1996	Wiles et al.		
5,600,933	A	2/1997	Wiles et al.		
D396,630	S *	8/1998	Lerner	D9/709
D465,726	S *	11/2002	Tet	D9/708
7,159,742	B2 *	1/2007	Lee	222/92
D542,646	S *	5/2007	Berman	D9/708
D563,797	S *	3/2008	McMorris	D9/708
D573,897	S *	7/2008	Berman	D9/708
D585,763	S *	2/2009	Friebe et al.	D9/708
D589,819	S *	4/2009	Nomura et al.	D9/708
D591,615	S *	5/2009	Nomura et al.	D9/708
D599,676	S *	9/2009	Friebe et al.	D9/707
D604,637	S *	11/2009	Ueda	D9/708

FOREIGN PATENT DOCUMENTS

AU	708297	B2	7/1996
DE	3925379	A1	1/1991
GB	805631		12/1958
JP	607124		8/1983
JP	964285		9/1996
JP	964286		9/1996
JP	964298		9/1996
JP	1023693		10/1998
WO	96/19395	A1	6/1996
WO	2008/096392	A1	8/2008

* cited by examiner

Primary Examiner—Caron Veynar

Assistant Examiner—Abraham Bahta

(74) *Attorney, Agent, or Firm*—Cantor Colburn LLP

(57) **CLAIM**

The ornamental design for a packaging bag, as shown and described.

DESCRIPTION

FIG. 1 is a perspective view of a packaging bag in a filled state;

FIG. 2 is a front view of FIG. 1;

FIG. 3 is a right side view of FIG. 1;

FIG. 4 is a top view of FIG. 1;

FIG. 5 is a bottom view of FIG. 1;

FIG. 6 is a cross sectional view along line 6—6 of FIG. 2;

FIG. 7 is a front view of the packaging bag of FIG. 1 in an unfilled state;

FIG. 8 is a right side view of FIG. 7; and,

FIG. 9 is a top view of FIG. 7.

1 Claim, 4 Drawing Sheets

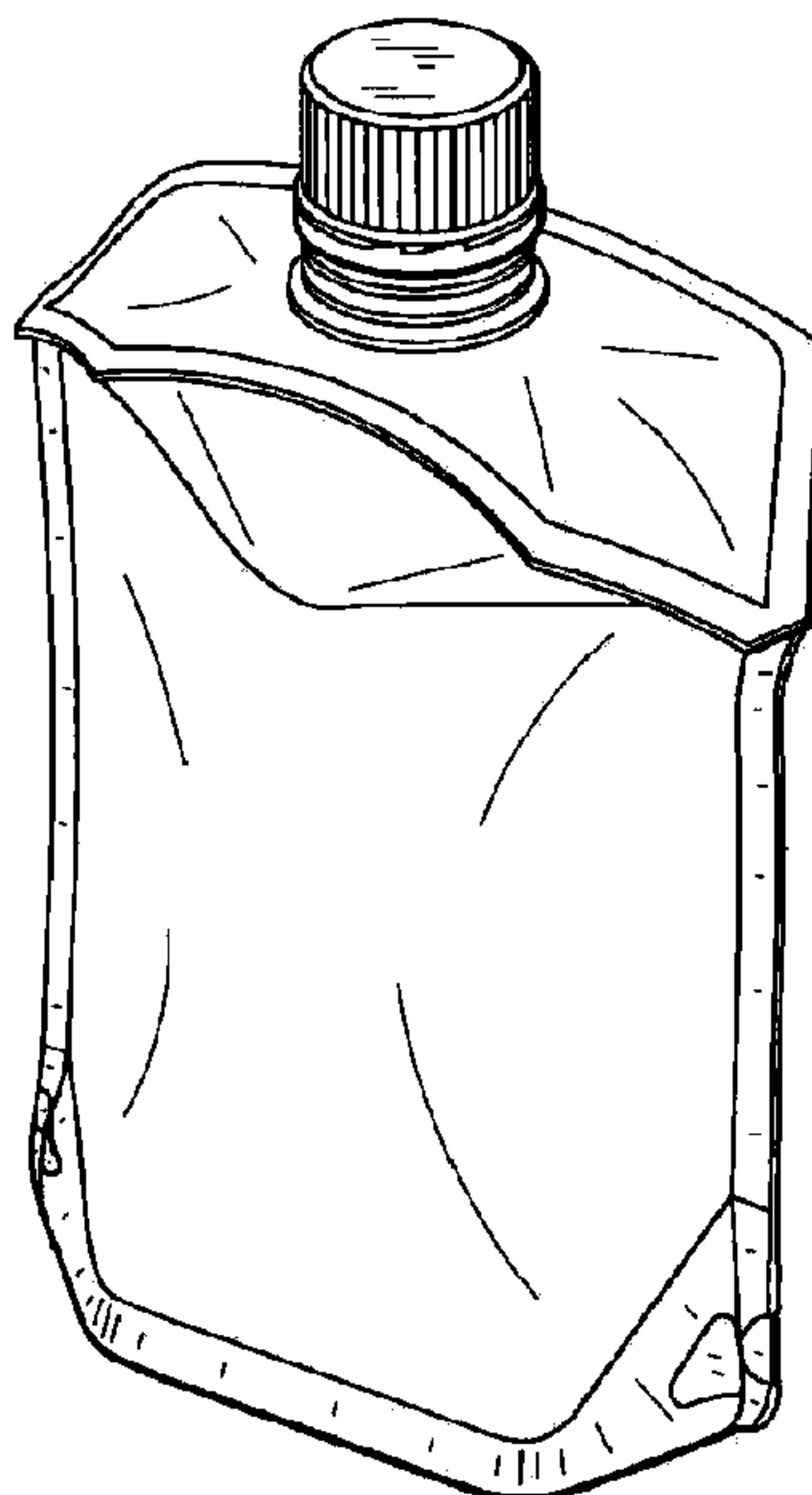


FIG. 1

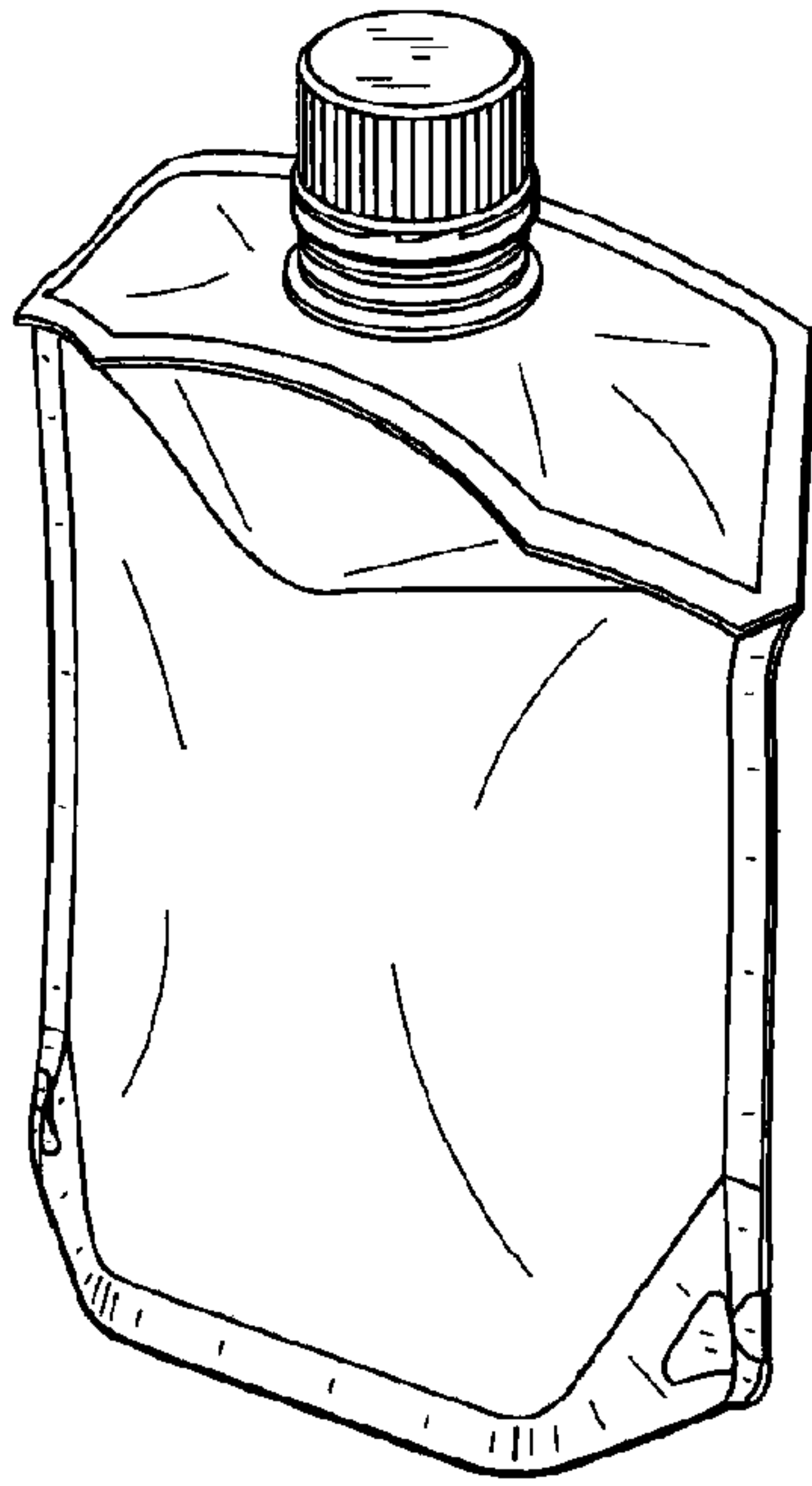


FIG. 2

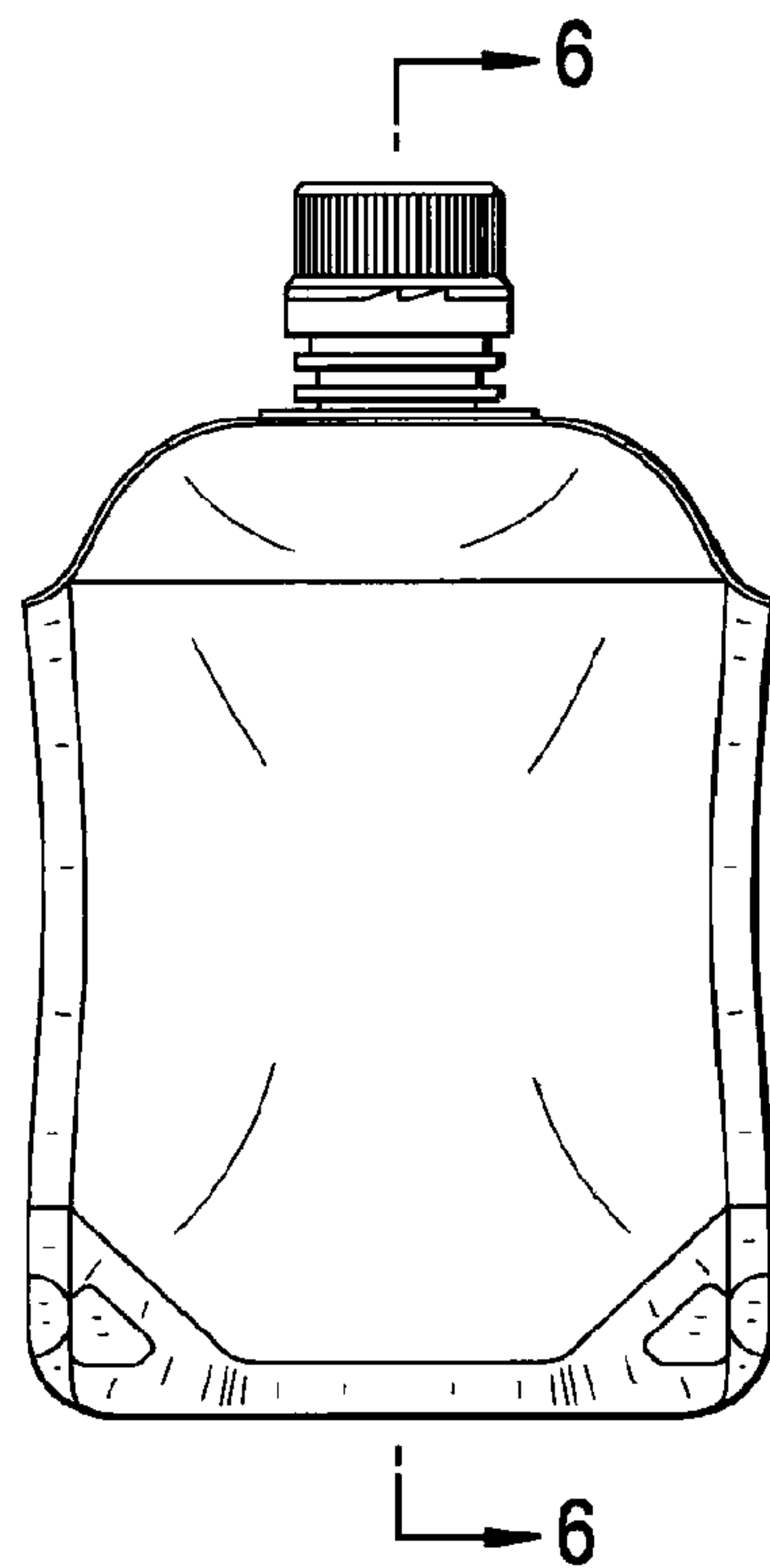


FIG. 3




FIG. 4

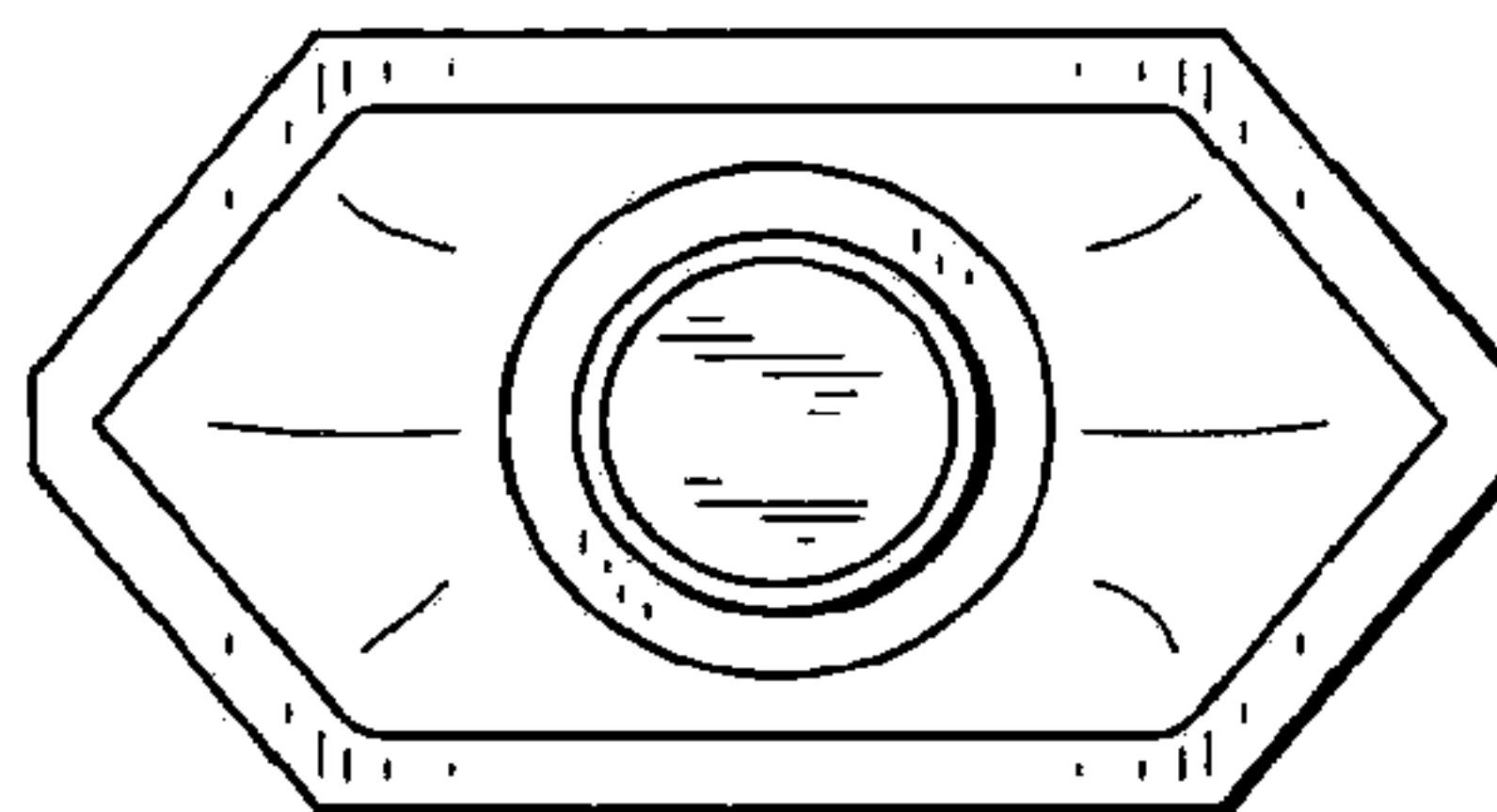


FIG. 5

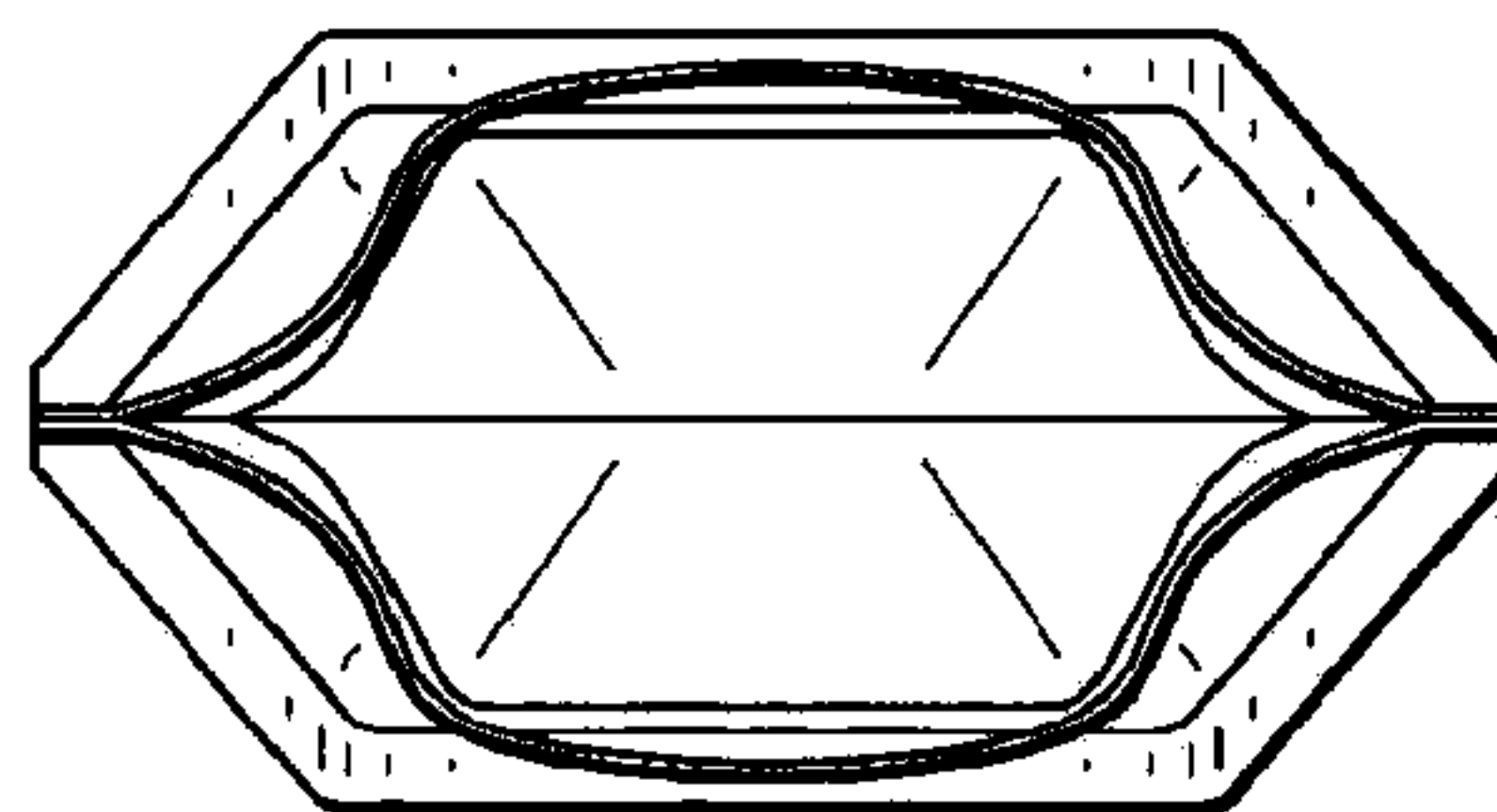


FIG. 6

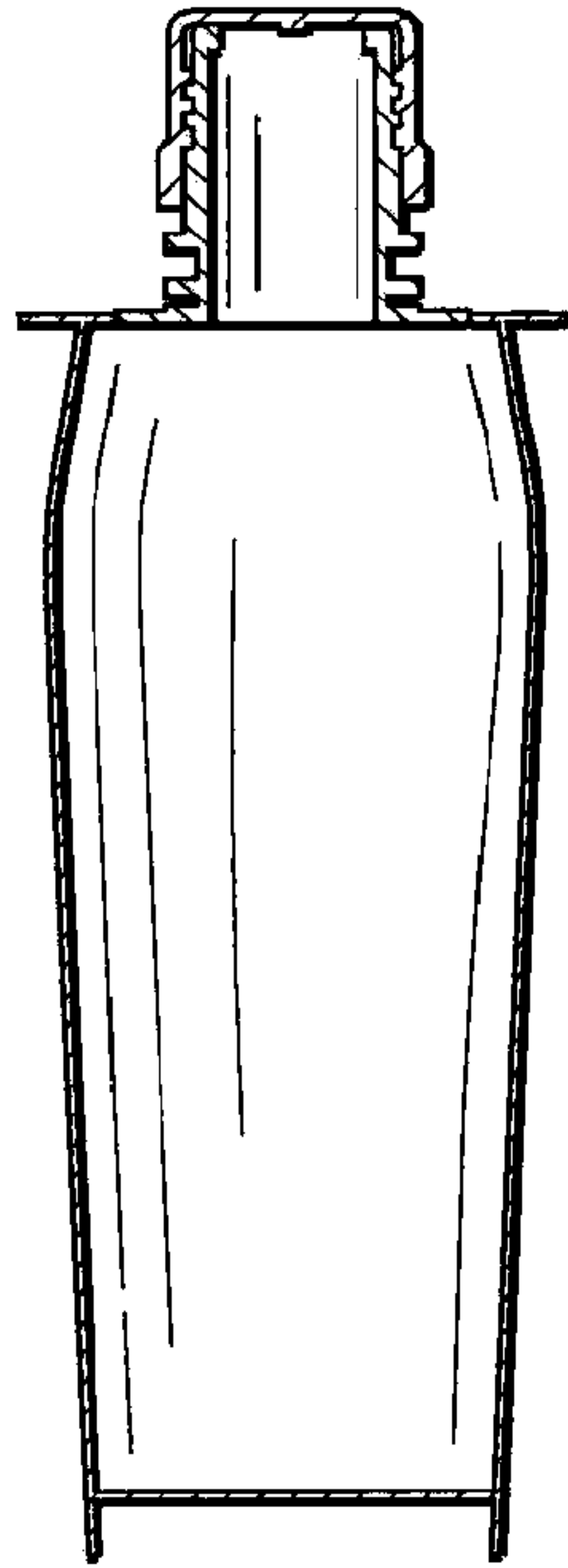


FIG. 7




FIG. 8




FIG. 9

