



US00D627236S

(12) **United States Design Patent**  
**Kozarsky**

(10) **Patent No.:** **US D627,236 S**  
(45) **Date of Patent:** **\*\* Nov. 16, 2010**

(54) **SINGLE SERVE PACKAGE**

(75) Inventor: **Neil J. Kozarsky**, Mount Laurel, NJ  
(US)

(73) Assignee: **Universal Synergetics, Inc.**, Marlton,  
NJ (US)

(\*\*) Term: **14 Years**

(21) Appl. No.: **29/348,262**

(22) Filed: **Dec. 16, 2009**

**Related U.S. Application Data**

(63) Continuation-in-part of application No. 29/314,724,  
filed on Apr. 22, 2009, now Pat. No. Des. 610,467.

(51) **LOC (9) Cl.** ..... **09-05**

(52) **U.S. Cl.** ..... **D9/707**

(58) **Field of Classification Search** ..... D9/707,  
D9/711-714, 414, 430-433, 720, 501; 229/103.2,  
229/800; 104/120, 63, 61.2, 66; 206/423,  
206/271, 273, 438; D24/118; 222/107; 428/34.1,  
428/34.2; D3/201, 206

See application file for complete search history.

(56) **References Cited**

**U.S. PATENT DOCUMENTS**

D342,382 S \* 12/1993 Kalinsky ..... D3/205

D374,174 S *	10/1996	McClellan	.....	D9/711
D406,755 S *	3/1999	Garganese	.....	D9/418
D428,553 S *	7/2000	Willat et al.	.....	D3/206
D464,875 S *	10/2002	Koppang	.....	D9/711
D552,486 S *	10/2007	Herring et al.	.....	D9/711
D565,404 S *	4/2008	Doherty	.....	D9/415
D580,780 S *	11/2008	Kelly et al.	.....	D9/707
D588,933 S *	3/2009	Bonzagni et al.	.....	D9/711

\* cited by examiner

*Primary Examiner*—Caron Veynar

*Assistant Examiner*—Abraham Bahta

(74) *Attorney, Agent, or Firm*—Norman E. Lehrer

(57) **CLAIM**

The ornamental design for a “single serve package,” as shown  
and described.

**DESCRIPTION**

FIG. 1 is a perspective view of a single serve package showing  
my new design;

FIG. 2 is a right side elevational view thereof;

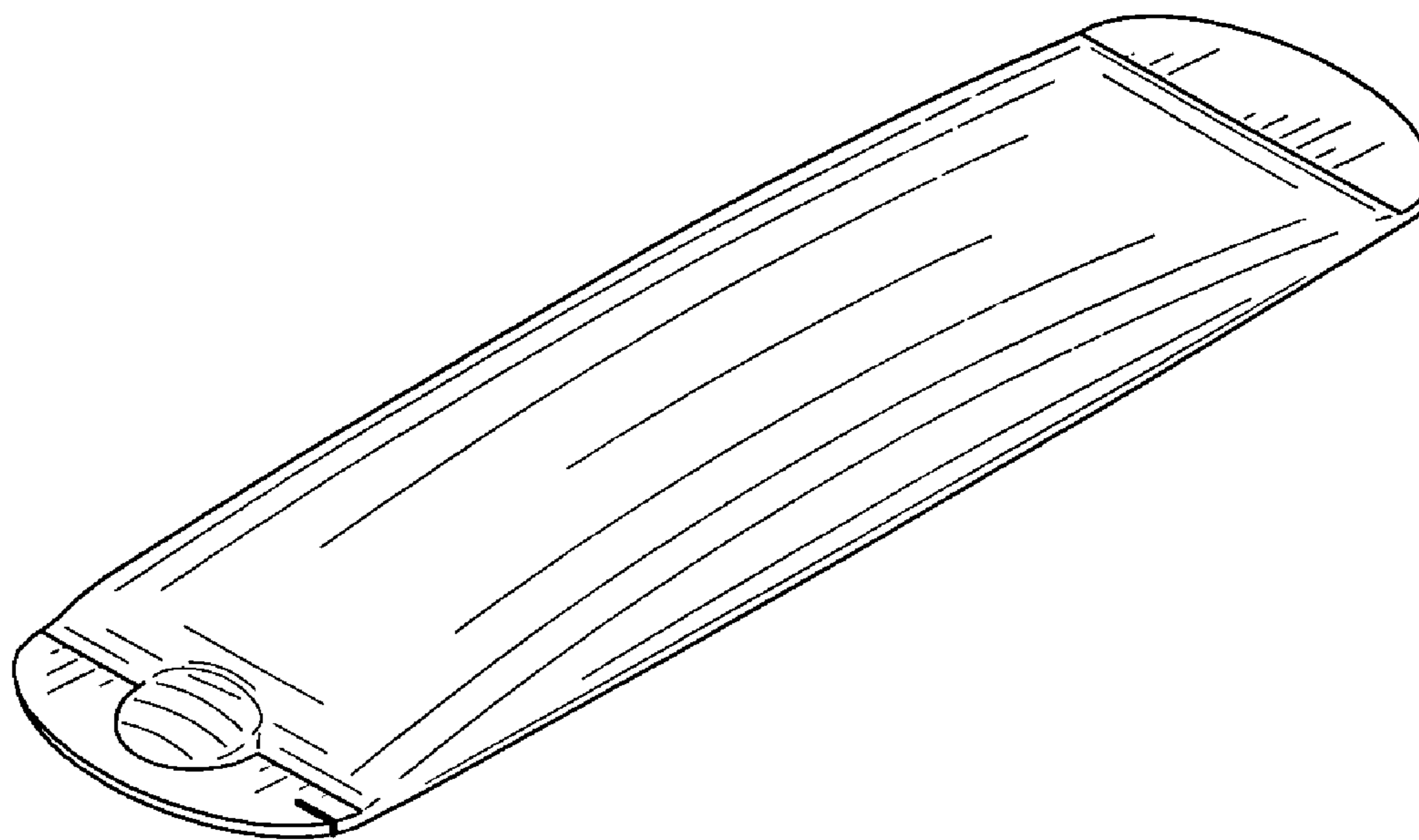
FIG. 3 is a front elevational view thereof;

FIG. 4 is a left side elevational view thereof;

FIG. 5 is a top plan view thereof; and,

FIG. 6 is a bottom plan view thereof.

**1 Claim, 1 Drawing Sheet**



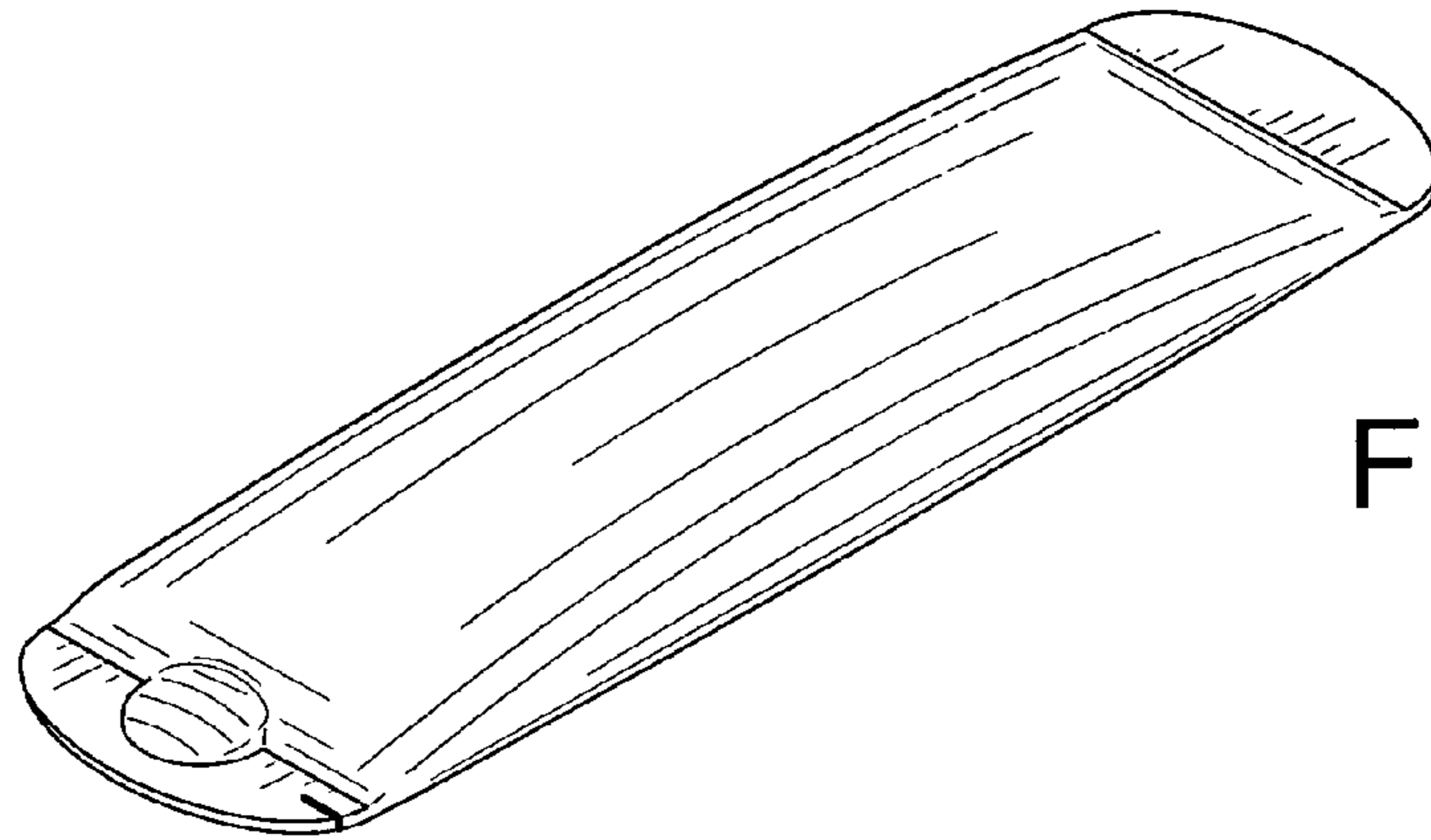


FIG. 1




FIG. 2




FIG. 3




FIG. 4



FIG. 5

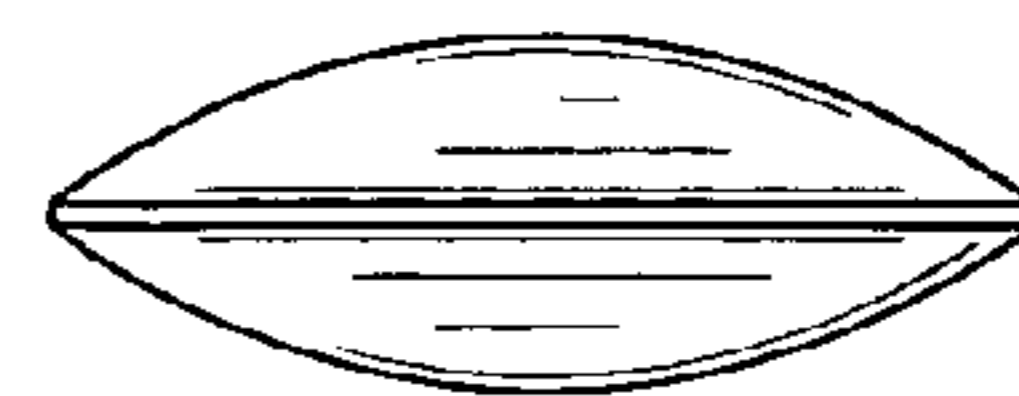


FIG. 6