

US00D627217S

(12) **United States Design Patent**  
**Marcinkowski et al.**

(10) **Patent No.:** **US D627,217 S**  
(45) **Date of Patent:** **\*\* Nov. 16, 2010**

(54) **PACKAGE**

(75) Inventors: **Stanley Michael Marcinkowski**,  
Peabody, MA (US); **Richard Kevin**  
**Sennett**, Abington, MA (US)

(73) Assignee: **The Gillette Company**, Boston, MA  
(US)

(\*\*) Term: **14 Years**

(21) Appl. No.: **29/362,575**

(22) Filed: **May 27, 2010**

(51) **LOC (9) Cl.** ..... **09-03**

(52) **U.S. Cl.** ..... **D9/415**

(58) **Field of Classification Search** ..... D9/600-681,  
D9/722, 414, 415, 416, 418, 419, 425, 427,  
D9/430-434, 455-499; 206/207, 208, 581,  
206/349, 351, 352, 361-362.2, 461-471,  
206/775-782, 806, 823

See application file for complete search history.

(56) **References Cited**

**U.S. PATENT DOCUMENTS**

3,785,546	A	1/1974	Kuster	
D257,226	S *	10/1980	Kimball	D9/415
5,011,006	A	4/1991	Anderson	
D327,426	S *	6/1992	Karita et al.	D9/415
D352,236	S *	11/1994	Althaus	D9/748
5,657,874	A	8/1997	Hustad et al.	
5,900,263	A	5/1999	Gics	
6,276,529	B1 *	8/2001	Feehan, Jr.	206/469
D480,638	S *	10/2003	Lee	D9/415
6,814,238	B2 *	11/2004	Lee	206/722
D511,452	S *	11/2005	Dibnah et al.	D9/415
D521,860	S *	5/2006	Lee et al.	D9/415

D536,609	S *	2/2007	Moskovich et al.	D9/415
7,410,056	B2	8/2008	Cafferata et al.	
D593,853	S *	6/2009	Sorrentino et al.	D9/415
D611,805	S *	3/2010	Barniquel	D9/415
2003/0111376	A1 *	6/2003	Tingey et al.	206/461
2008/0029417	A1 *	2/2008	Begim	206/461

**FOREIGN PATENT DOCUMENTS**

EM	001637307-0006	*	12/2009
EM	001637307-0007	*	12/2009

\* cited by examiner

*Primary Examiner*—Catherine Tuttle

(74) *Attorney, Agent, or Firm*—John M. Lipchitz; Kevin C. Johnson; Steven W. Miller

(57) **CLAIM**

The ornamental design for the package, as shown and described.

**DESCRIPTION**

FIG. 1 is a perspective view of a package showing our new design;

FIG. 2 is a top view thereof;

FIG. 3 is a bottom view thereof;

FIG. 4 is a left side view thereof;

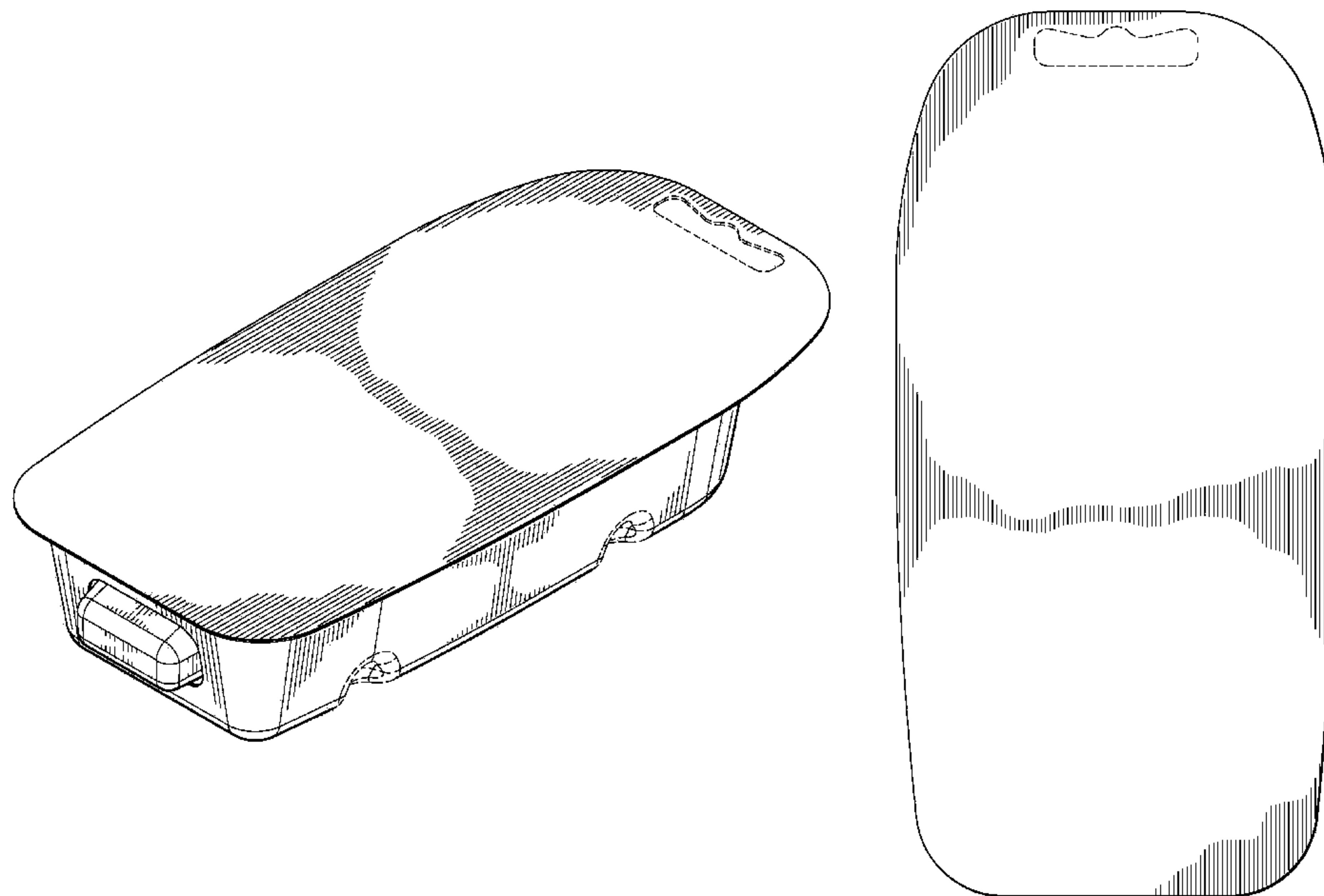
FIG. 5 is a right side view thereof;

FIG. 6 is a front view thereof; and,

FIG. 7 is a rear view thereof.

The broken lines are included for the purpose of illustrating portions of the package that form no part of the claimed design.

**1 Claim, 5 Drawing Sheets**



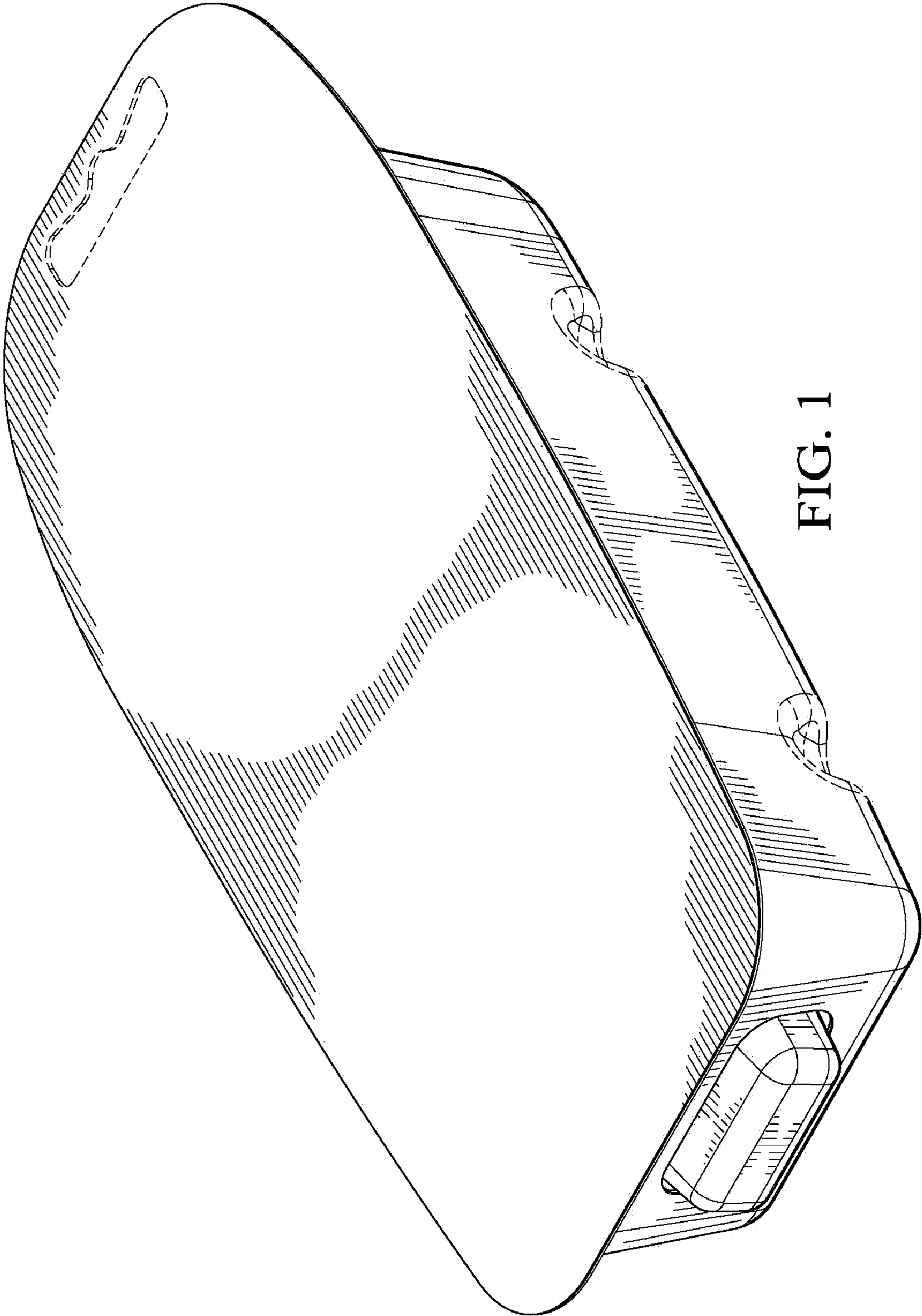


FIG. 1

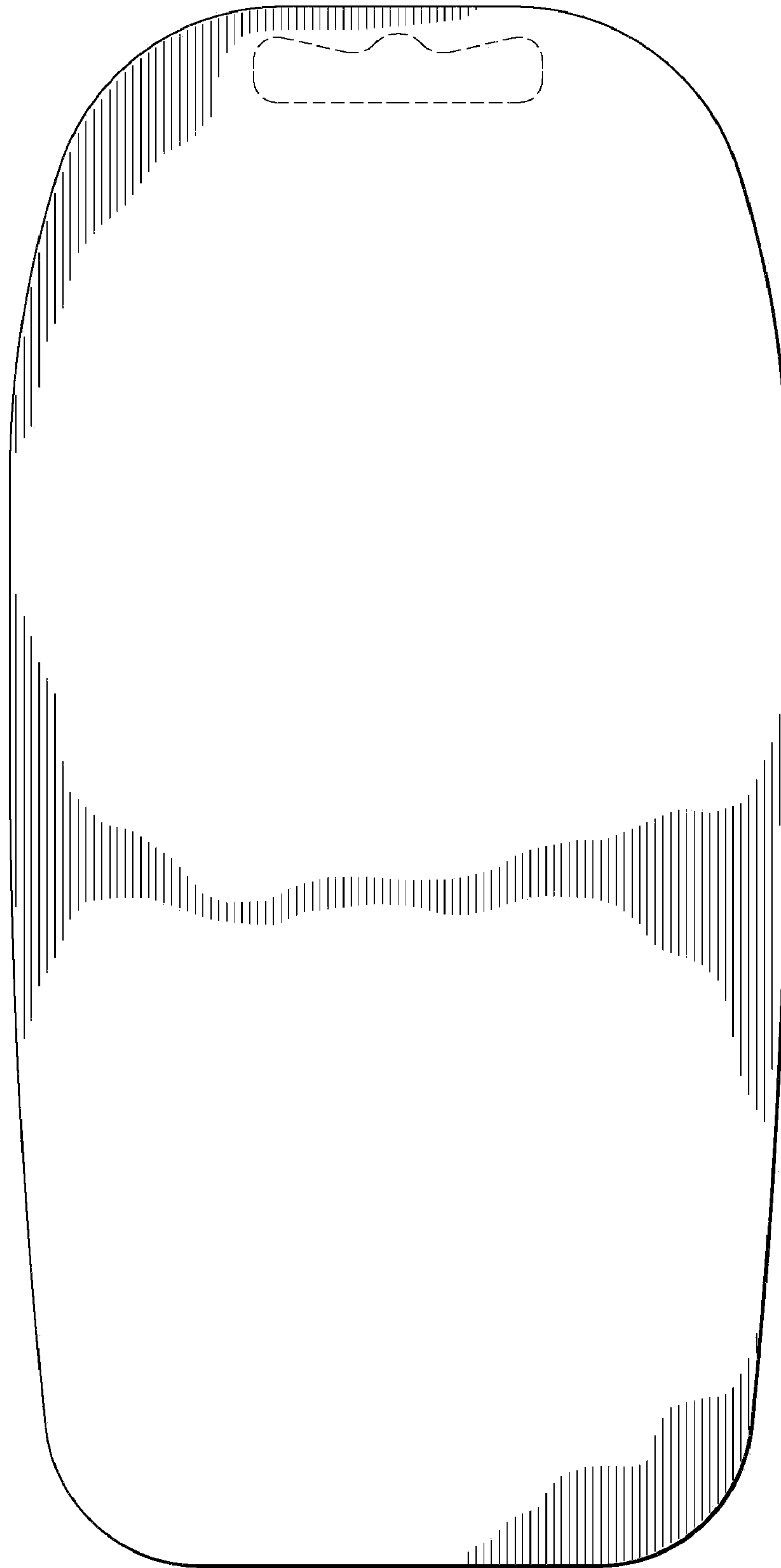


FIG. 2

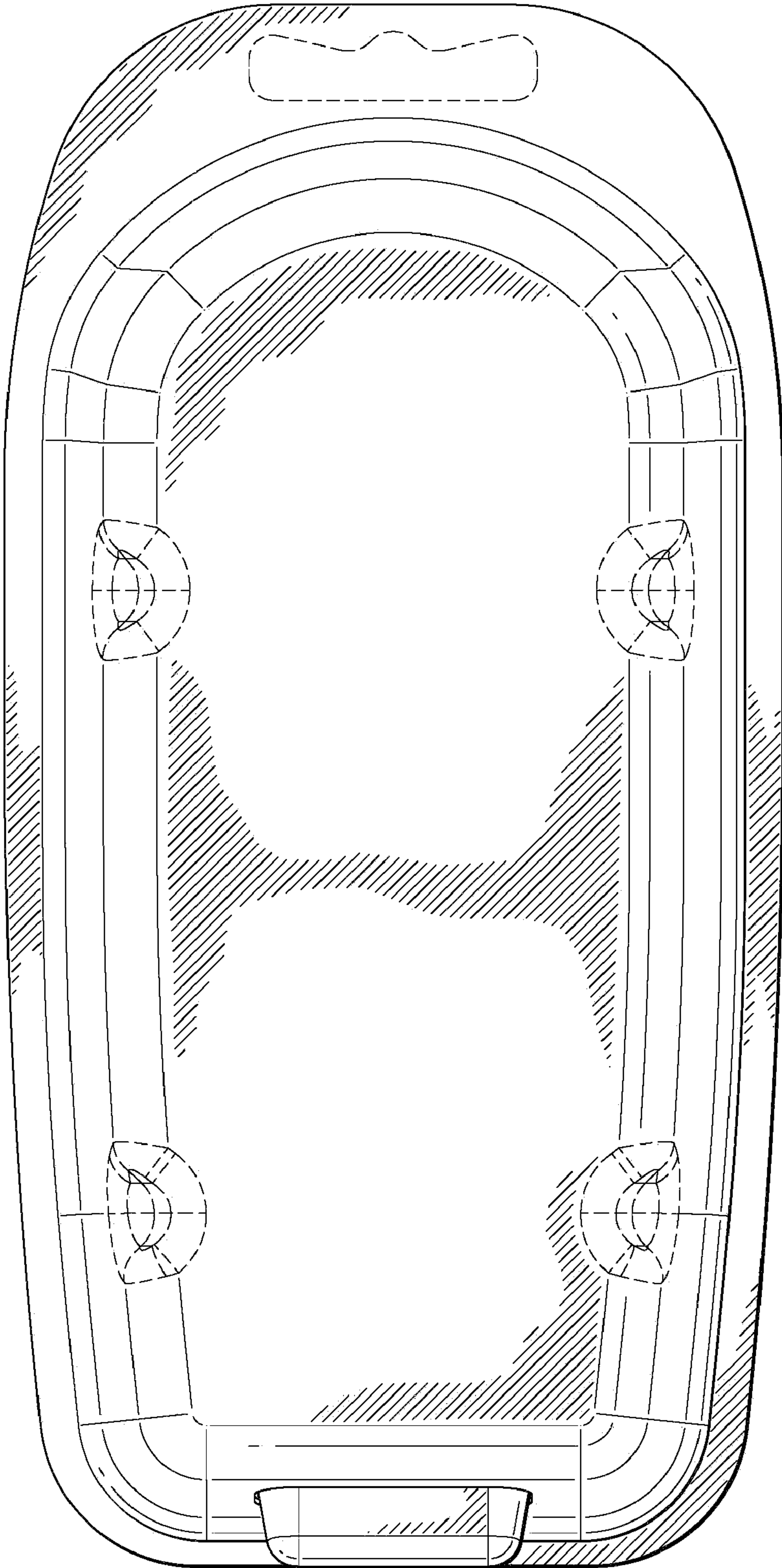


FIG. 3

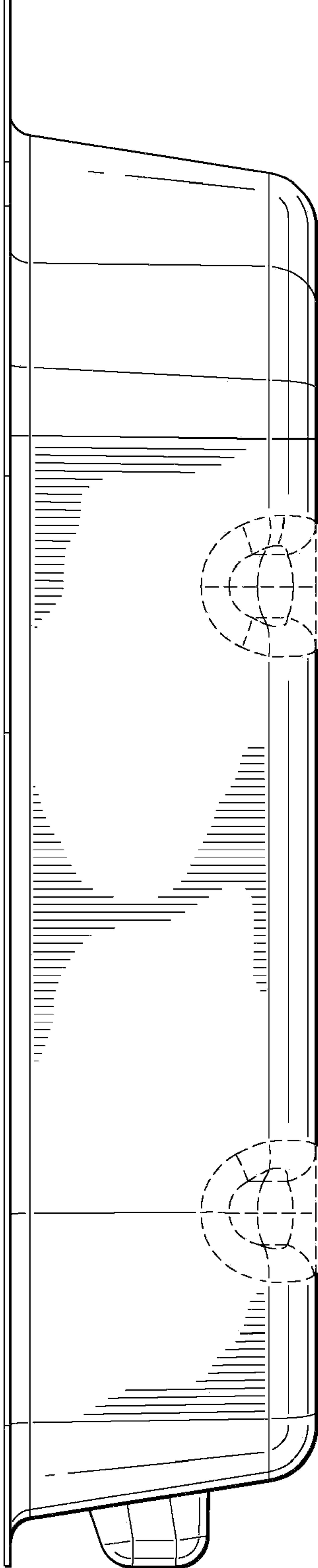


FIG. 4

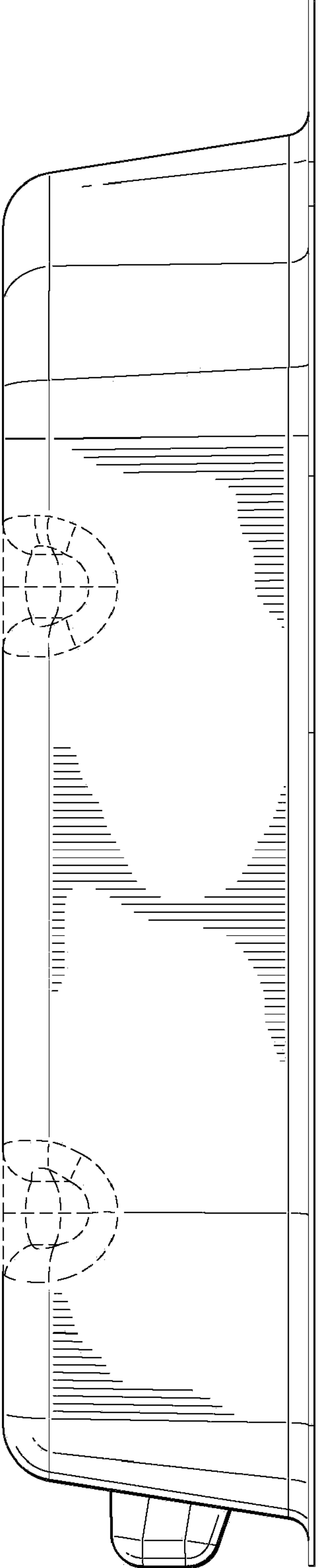


FIG. 5



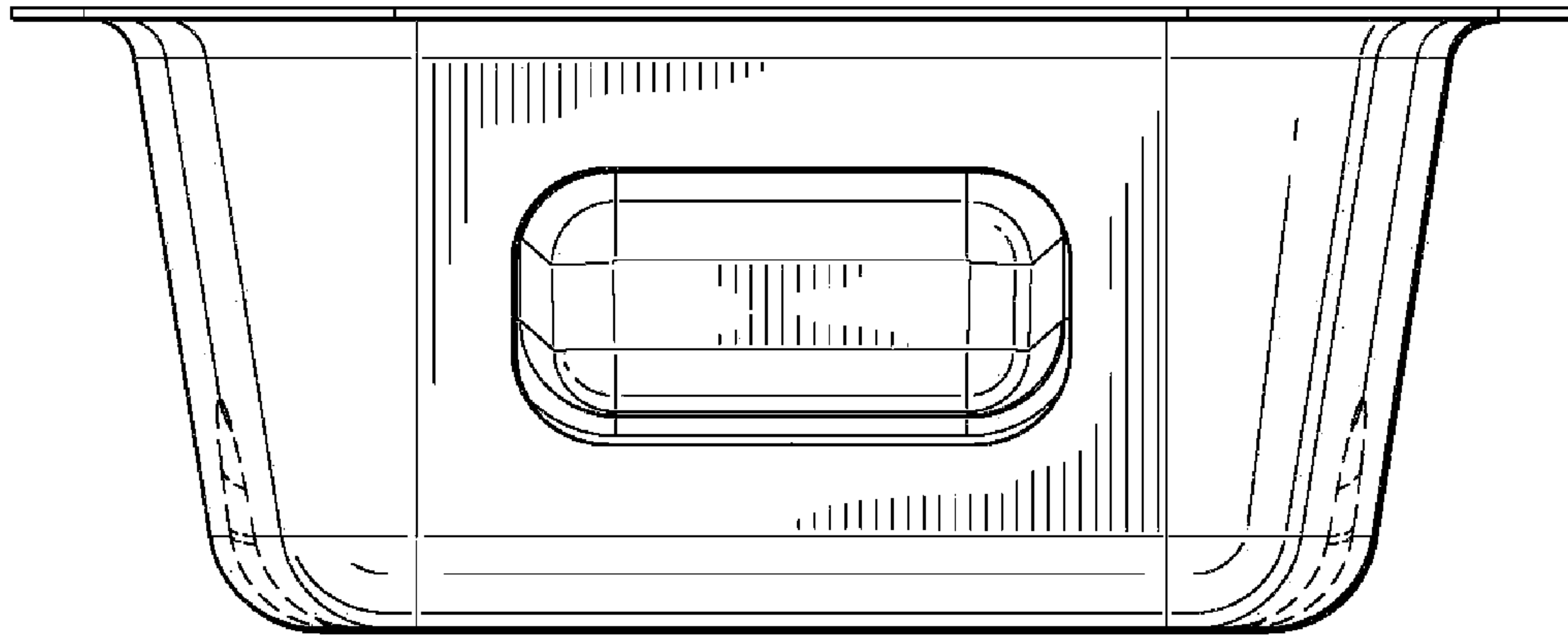


FIG. 6

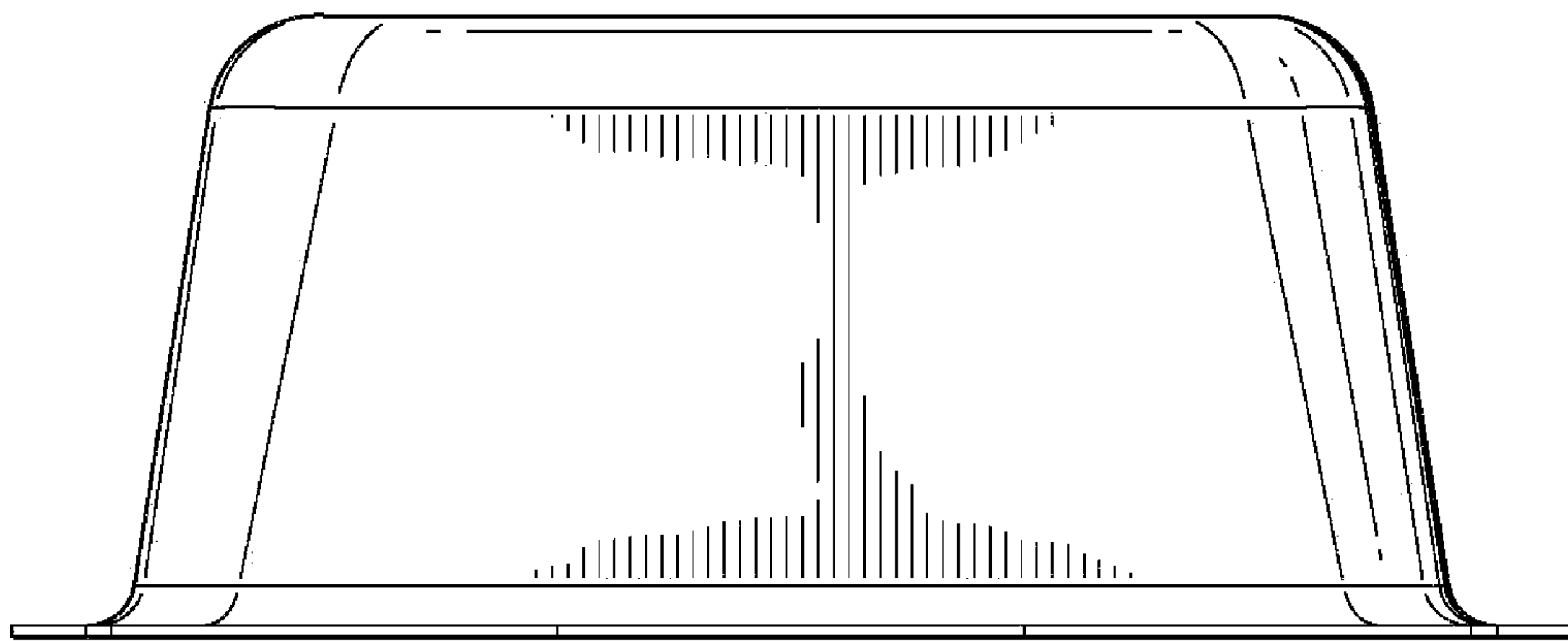


FIG. 7