



US00D627214S

(12) **United States Design Patent**
Kluge et al.

(10) **Patent No.:** **US D627,214 S**

(45) **Date of Patent:** **** Nov. 16, 2010**

(54) **SHELF STANDARD**

(75) Inventors: **Richard G Kluge**, Lake Geneva, IL
(US); **Mark A Hunsaker**, Spring Grove,
IL (US)

(73) Assignee: **John Sterling Corporation**, Richmond,
IL (US)

(**) Term: **14 Years**

(21) Appl. No.: **29/361,579**

(22) Filed: **May 12, 2010**

(51) **LOC (9) Cl.** **08-05**

(52) **U.S. Cl.** **D8/381**

(58) **Field of Classification Search** D8/382,
D8/381, 380, 373, 360, 359, 358, 354, 349;
D3/24; D15/5, 199, 147, 138; 474/7, 66,
474/47-53, 29, 198, 196, 161; 315/15; 248/638,
248/636, 250, 235, 200; 242/532.6, 530.3,
242/476.6, 118.6; 239/197; 160/315; 137/355.26,
137/355.2, 355.19, 355.16; 108/157.13,
108/147.12-147.17

See application file for complete search history.

(56) **References Cited**

U.S. PATENT DOCUMENTS

D513,970 S * 1/2006 Sterling et al. D8/381

D554,978 S * 11/2007 Radke D8/354
D580,260 S * 11/2008 Collins et al. D8/382
D586,206 S * 2/2009 Robbins et al. D8/380
D587,562 S * 3/2009 Fernandez D8/381
D596,017 S * 7/2009 Sato D8/380
2005/0247651 A1* 11/2005 Craft 211/59.3

* cited by examiner

Primary Examiner—Susan Bennett Hattan

(74) *Attorney, Agent, or Firm*—David J. Bremer

(57) **CLAIM**

The ornamental design for a shelf standard, as shown and described.

DESCRIPTION

FIG. 1 is a perspective view of a shelf standard.

FIG. 2 is a front view of the shelf standard.

FIG. 3 is a top view of the shelf standard.

FIG. 4 is a right side view of the shelf standard.

FIG. 5 is a left side view of the shelf standard.

FIG. 6 is a back view of the shelf standard; and,

FIG. 7 is a bottom view of the shelf standard.

1 Claim, 1 Drawing Sheet

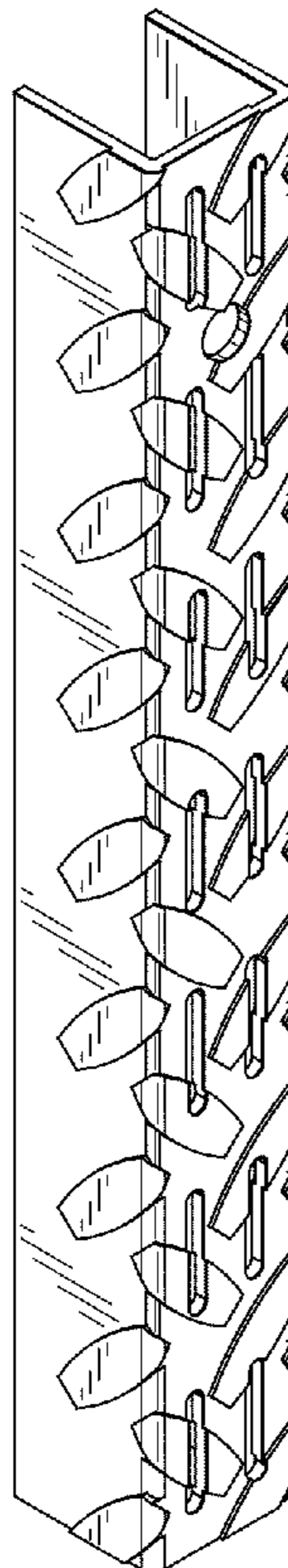


Fig. 1

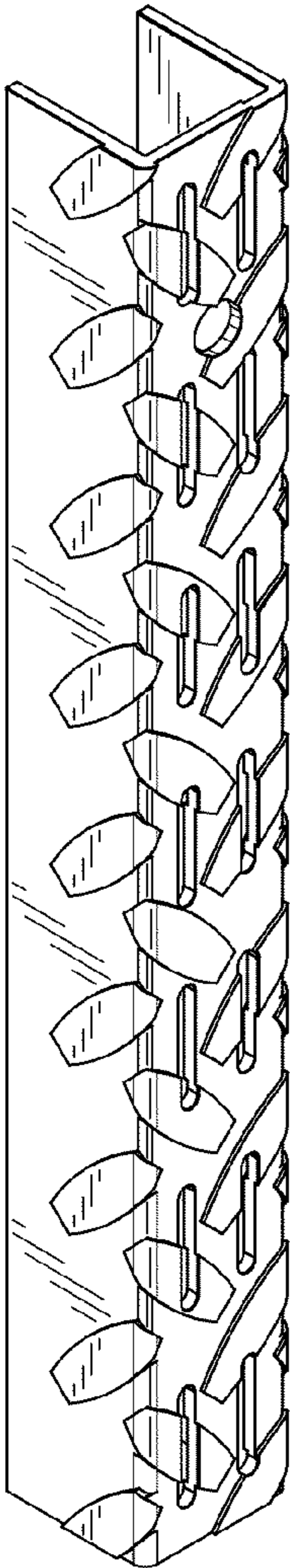


Fig. 2

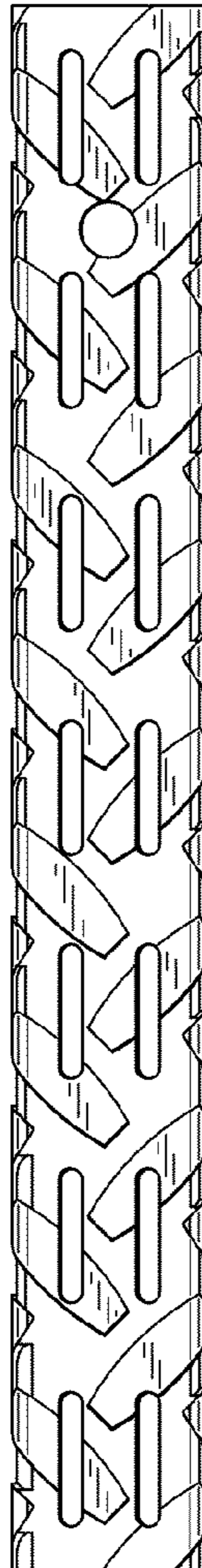


Fig. 4



Fig. 5

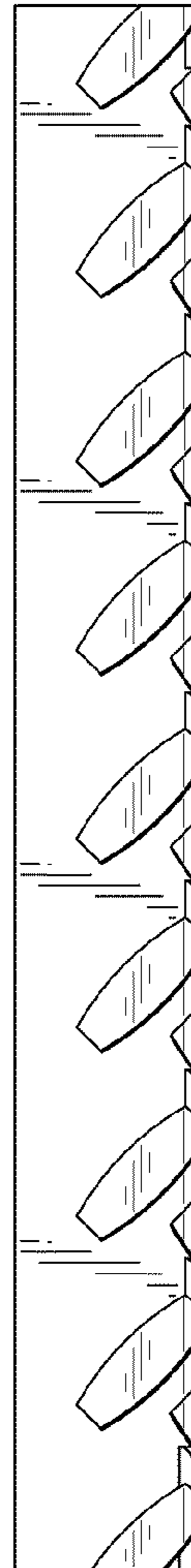


Fig. 6

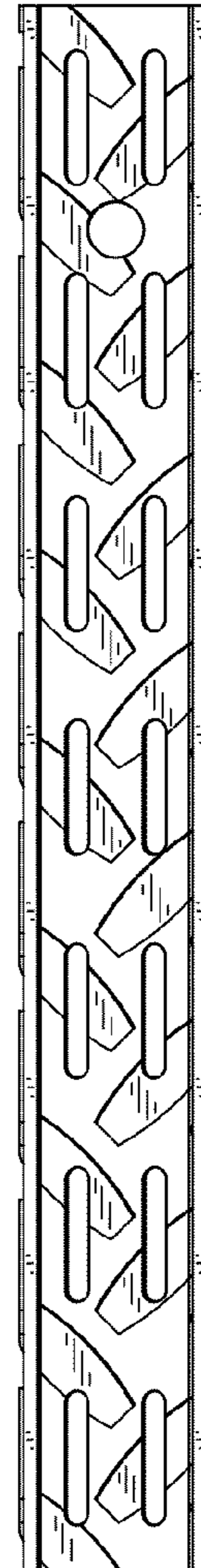


Fig. 3

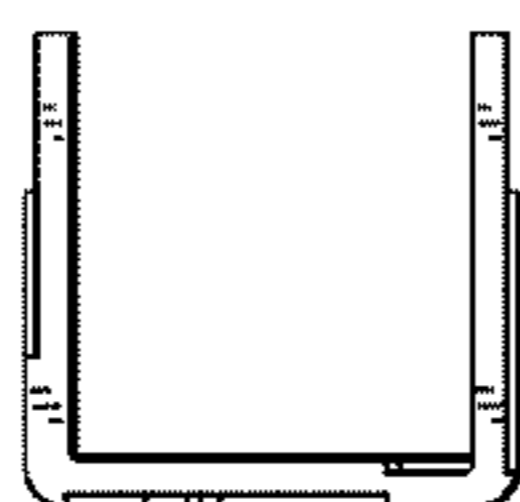


Fig. 7

