



US00D627209S

(12) **United States Design Patent**  
**Aziz et al.**

(10) **Patent No.:** **US D627,209 S**

(45) **Date of Patent:** **\*\* Nov. 16, 2010**

(54) **HANGING HOOK**

(57) **CLAIM**

(75) Inventors: **Imraan Aziz**, Oakland, CA (US);  
**Farvardin Fathi**, New York, NY (US)

The ornamental design for a hanging hook, as shown and described.

(73) Assignee: **Clipsy, LLC**, San Francisco, CA (US)

(\*\*) Term: **14 Years**

**DESCRIPTION**

(21) Appl. No.: **29/352,460**

FIG. 1 is a perspective view of a hanging hook in a closed orientation;

(22) Filed: **Dec. 21, 2009**

FIG. 2 is a front view of the hanging hook in a closed orientation;

(51) **LOC (9) Cl.** ..... **08-05**

(52) **U.S. Cl.** ..... **D8/367**

(58) **Field of Classification Search** ..... D8/367;  
D3/328; D11/5; 248/302-303, 308; 63/7,  
63/10

FIG. 3 is a rear view of the hanging hook in a closed orientation;

See application file for complete search history.

FIG. 4 is a right side view of the hanging hook in a closed orientation;

(56) **References Cited**

**U.S. PATENT DOCUMENTS**

252,441 A	1/1882	Edge	
419,141 A *	1/1890	Devore	248/308
449,103 A	3/1891	Bachem	
477,270 A	6/1892	Roos	
808,322 A	12/1905	Wallenthin	
813,755 A	2/1906	Wallenthin	
843,195 A	2/1907	Crain	
843,243 A	2/1907	Wallenthin	
1,132,414 A	3/1915	White	
D115,439 S *	6/1939	Beaupre	D11/5
2,555,890 A	6/1949	Korth	
D159,834 S	8/1950	Meyers	
2,692,108 A	10/1954	Neivert	
2,842,822 A	10/1955	Bennett	
2,997,182 A	6/1960	Lewis et al.	

FIG. 5 is a left side view of the hanging hook in a closed orientation;

FIG. 6 is a top view of the hanging hook in a closed orientation;

FIG. 7 is a bottom view of the hanging hook in a closed orientation;

FIG. 8 is a perspective view of the hanging hook in an open orientation;

FIG. 9 is a front view of the hanging hook in an open orientation;

FIG. 10 is a rear view of the hanging hook in an open orientation;

FIG. 11 is a right side view of the hanging hook in an open orientation;

FIG. 12 is a left side view of the hanging hook in an open orientation;

FIG. 13 is a top view of the hanging hook in an open orientation; and,

FIG. 14 is a bottom view of the hanging hook in an open orientation.

(Continued)

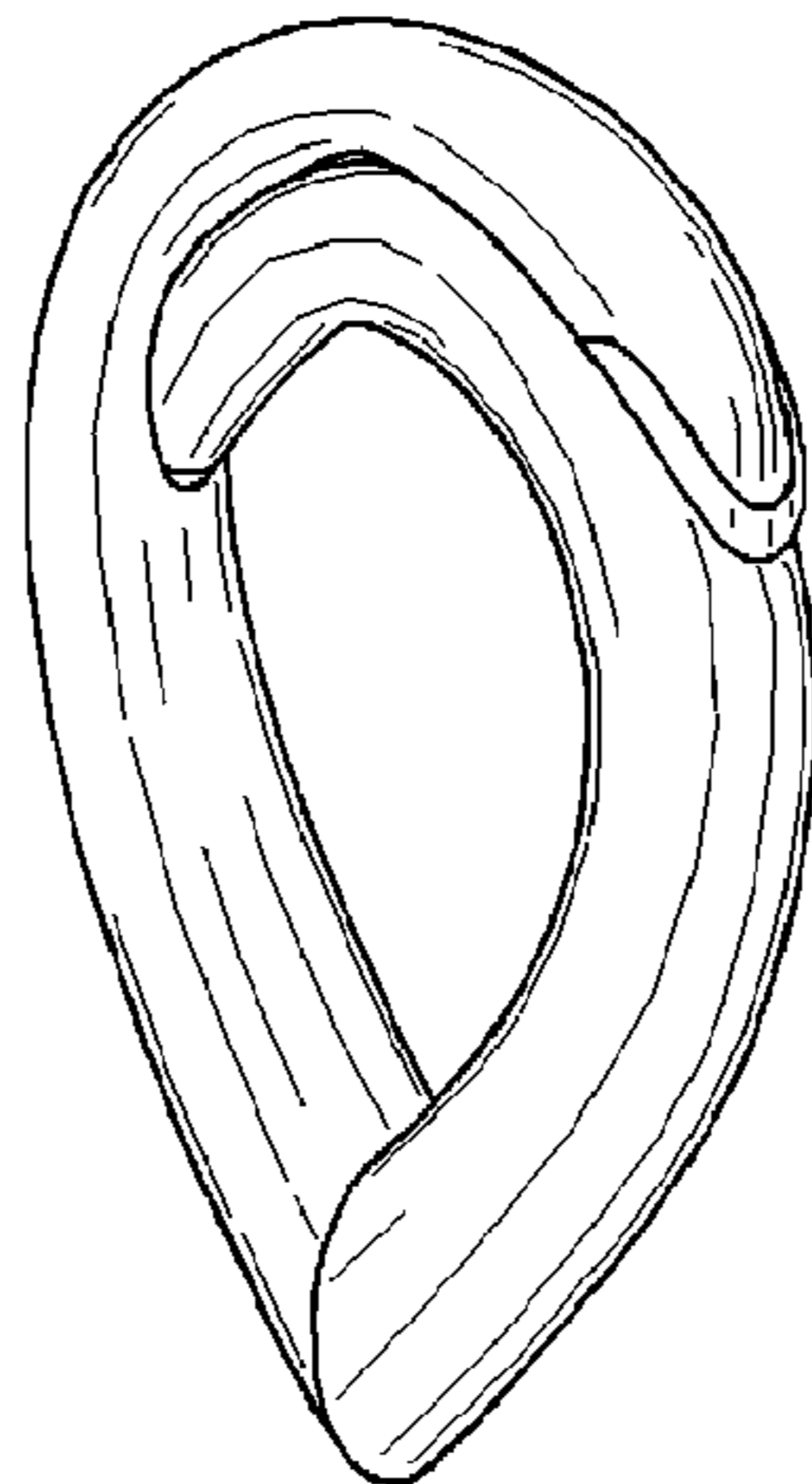
**FOREIGN PATENT DOCUMENTS**

DE 79 08 460 7/1979

*Primary Examiner*—Holly H Baynham

(74) *Attorney, Agent, or Firm*—William A. Loginov; Loginov & Associates, PLLC

**1 Claim, 2 Drawing Sheets**

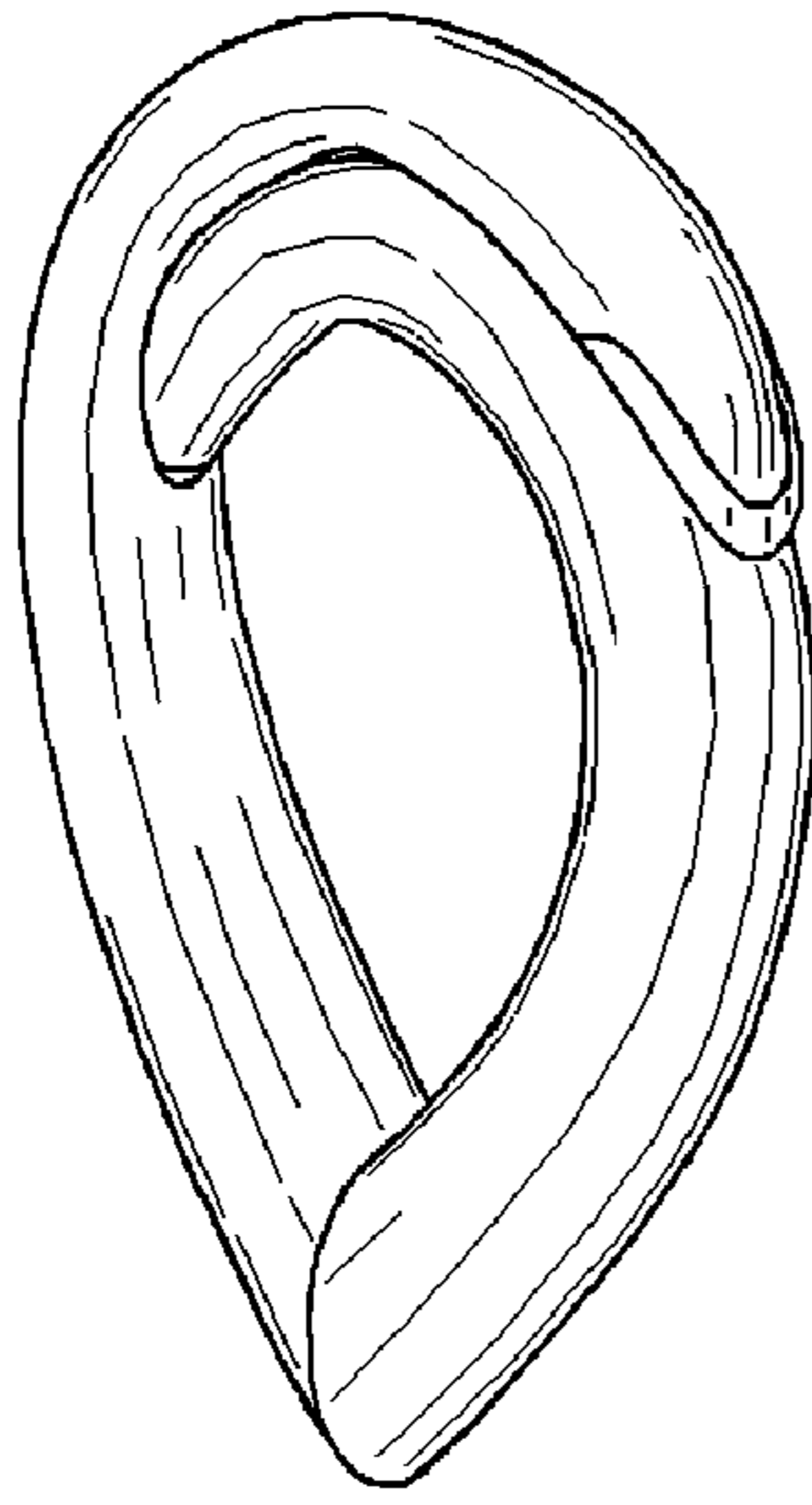


# US D627,209 S

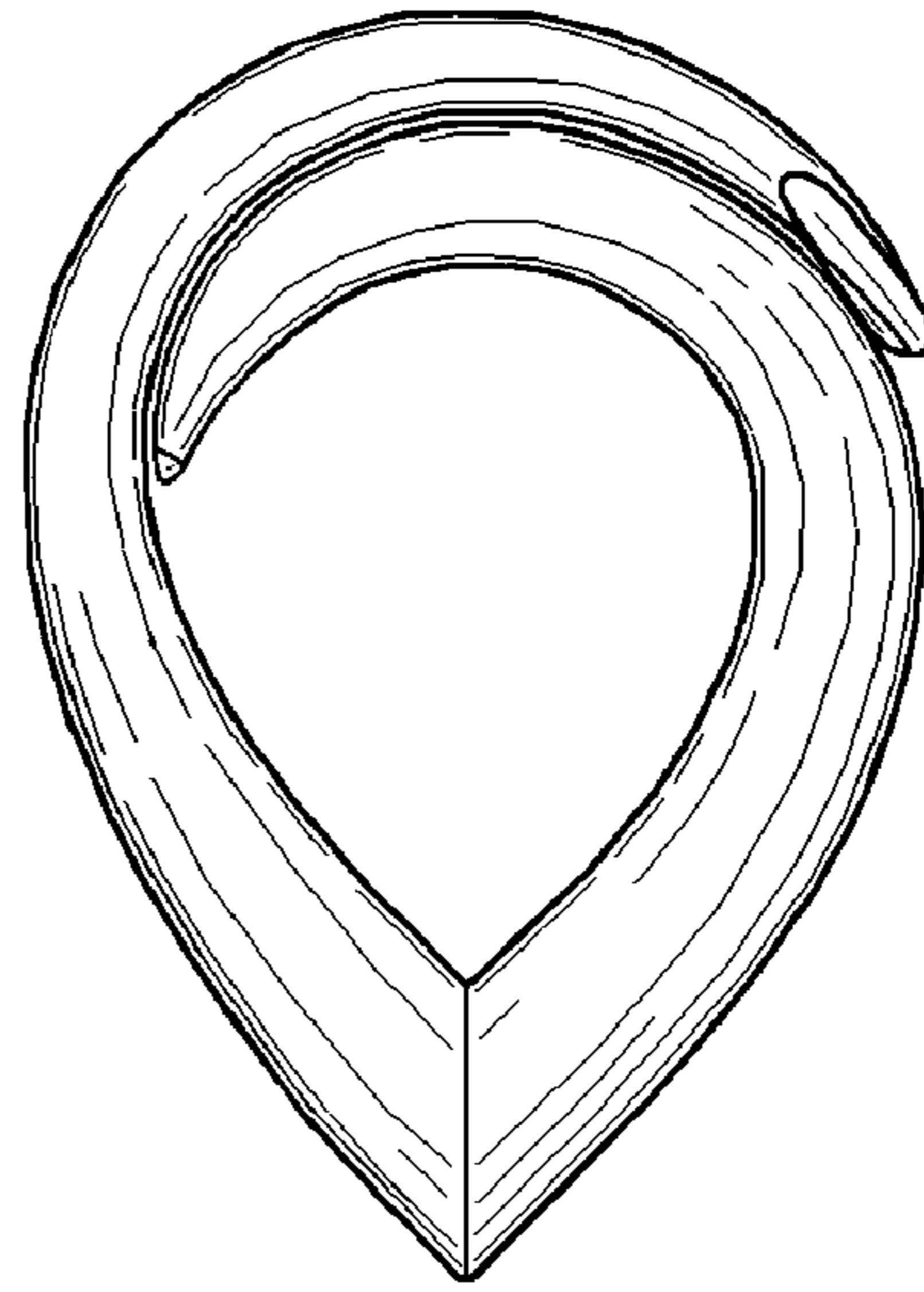
Page 2

---

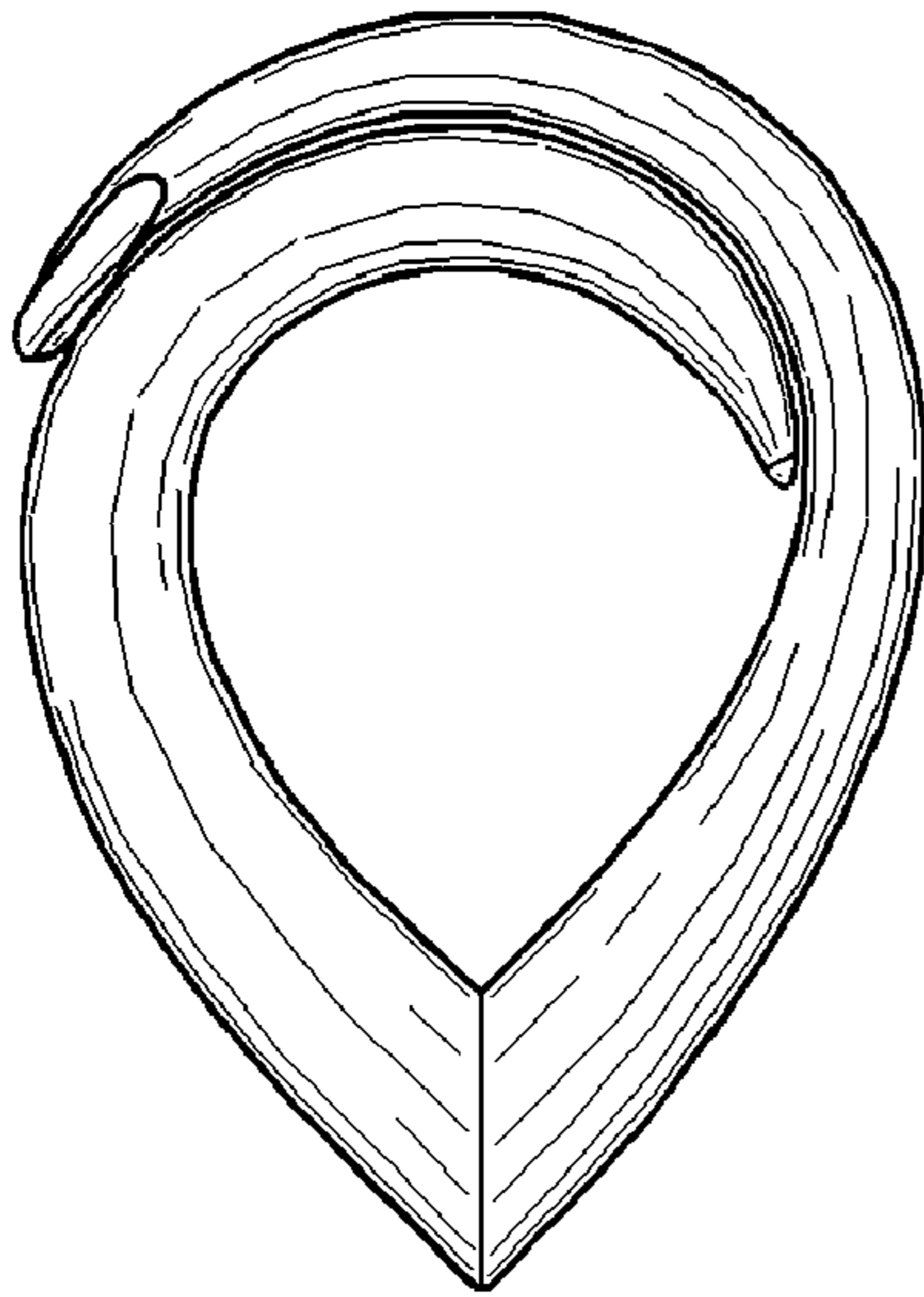
U.S. PATENT DOCUMENTS					
D196,852 S	11/1963	Oldak	D447,932 S	9/2001	Kelleghan
3,630,475 A	12/1971	Barry	D469,682 S *	2/2003	Gary et al. .... D8/367
D229,870 S	1/1974	Czarny	6,530,548 B2	3/2003	Pizzirusso
3,860,210 A	1/1975	Berardinelli et al.	D489,249 S	5/2004	Moore
D240,990 S	8/1976	Bernstein	D515,450 S	2/2006	Schiesl-Griesinger
D244,910 S	7/1977	Chasen et al.	D542,171 S	5/2007	Olson
D250,003 S	10/1978	Thomasson	D550,113 S	9/2007	Osterbaek
4,194,714 A	3/1980	Schultz	7,360,962 B2	4/2008	To
4,210,302 A	7/1980	Serkez	D569,714 S	5/2008	Stewart et al.
D271,385 S	11/1983	Novak	D588,444 S *	3/2009	Shamlan ..... D8/367
4,792,253 A	12/1988	Jacobson	D592,489 S *	5/2009	Kamangar et al. .... D8/367
D314,864 S	2/1991	Creed	D592,943 S *	5/2009	Kamangar et al. .... D8/367
5,094,417 A	3/1992	Creed	2005/0161570 A1	7/2005	Bauerly
D382,829 S *	8/1997	Hoffman ..... D11/5	2006/0108496 A1	5/2006	Miranda
			2008/0042032 A1	2/2008	Yap et al.
					* cited by examiner



**Fig. 1**



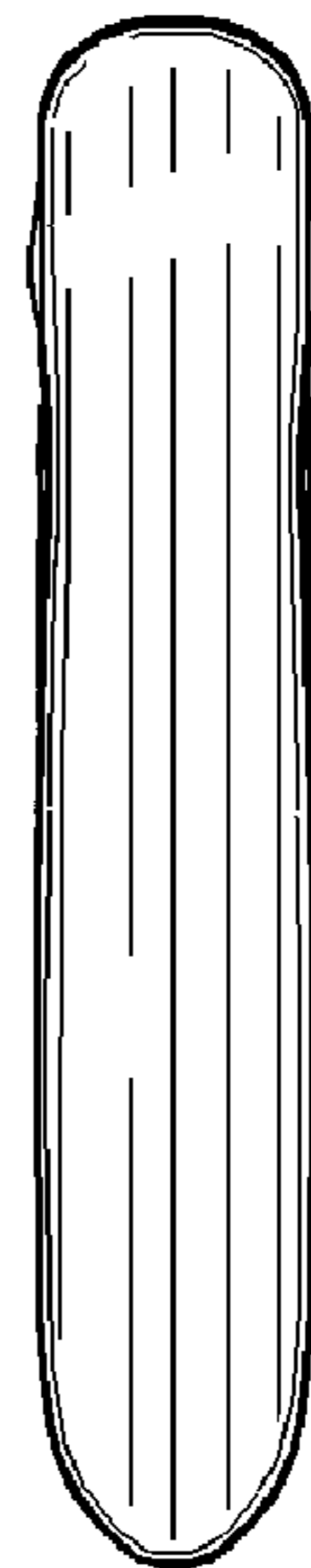
**Fig. 2**



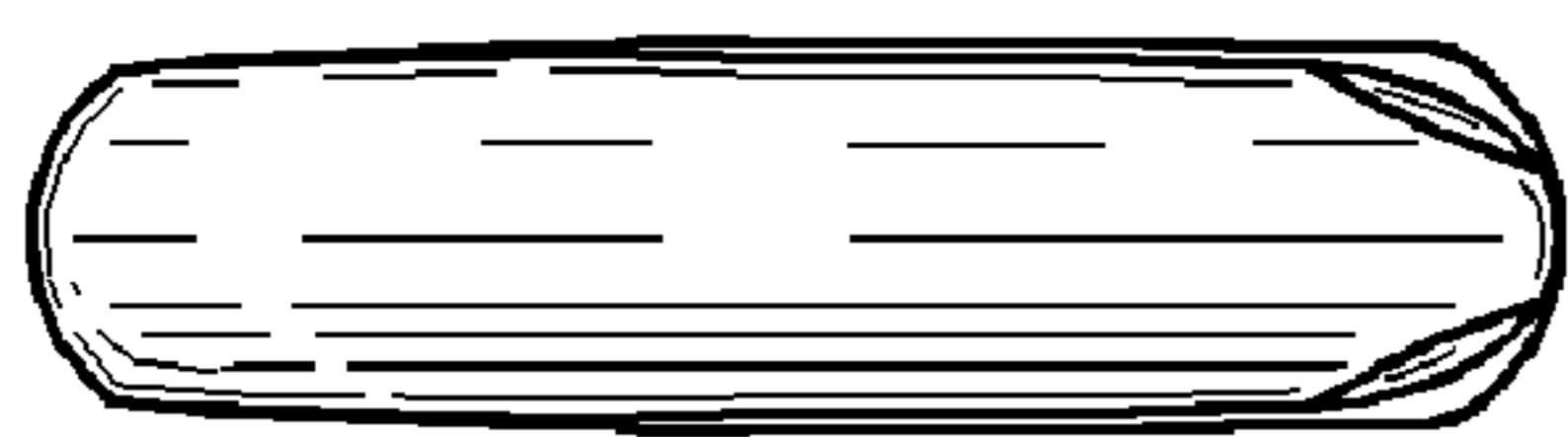
**Fig. 3**



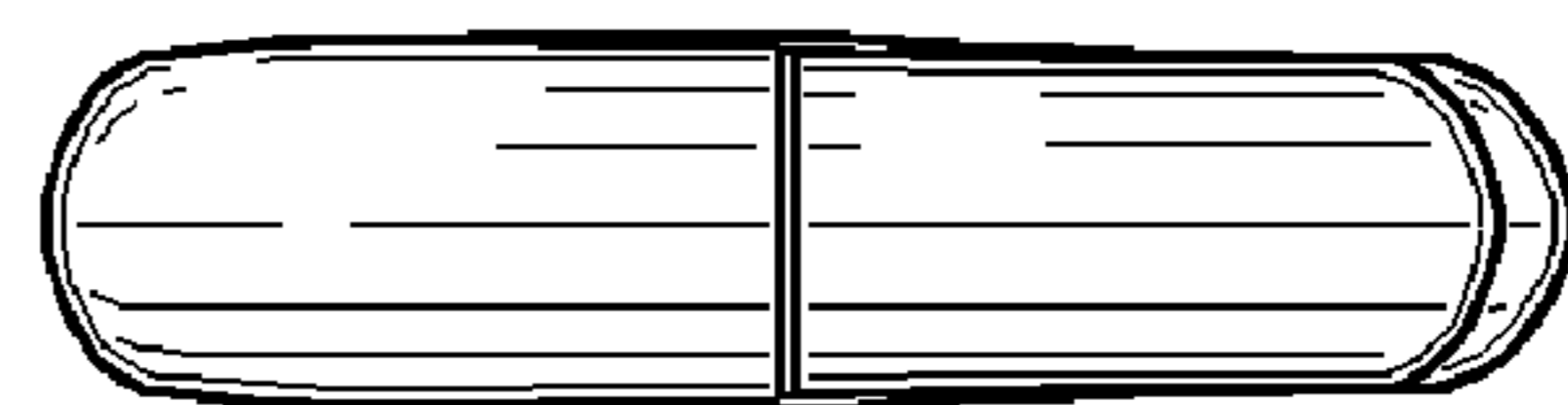
**Fig. 4**



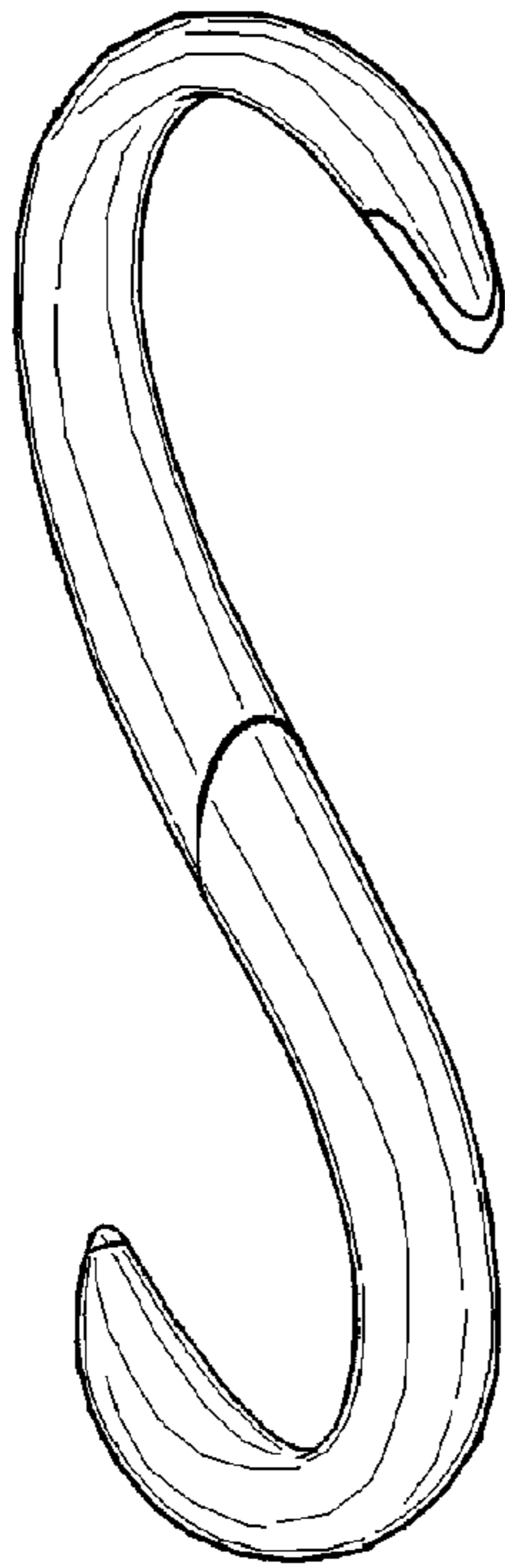
**Fig. 5**



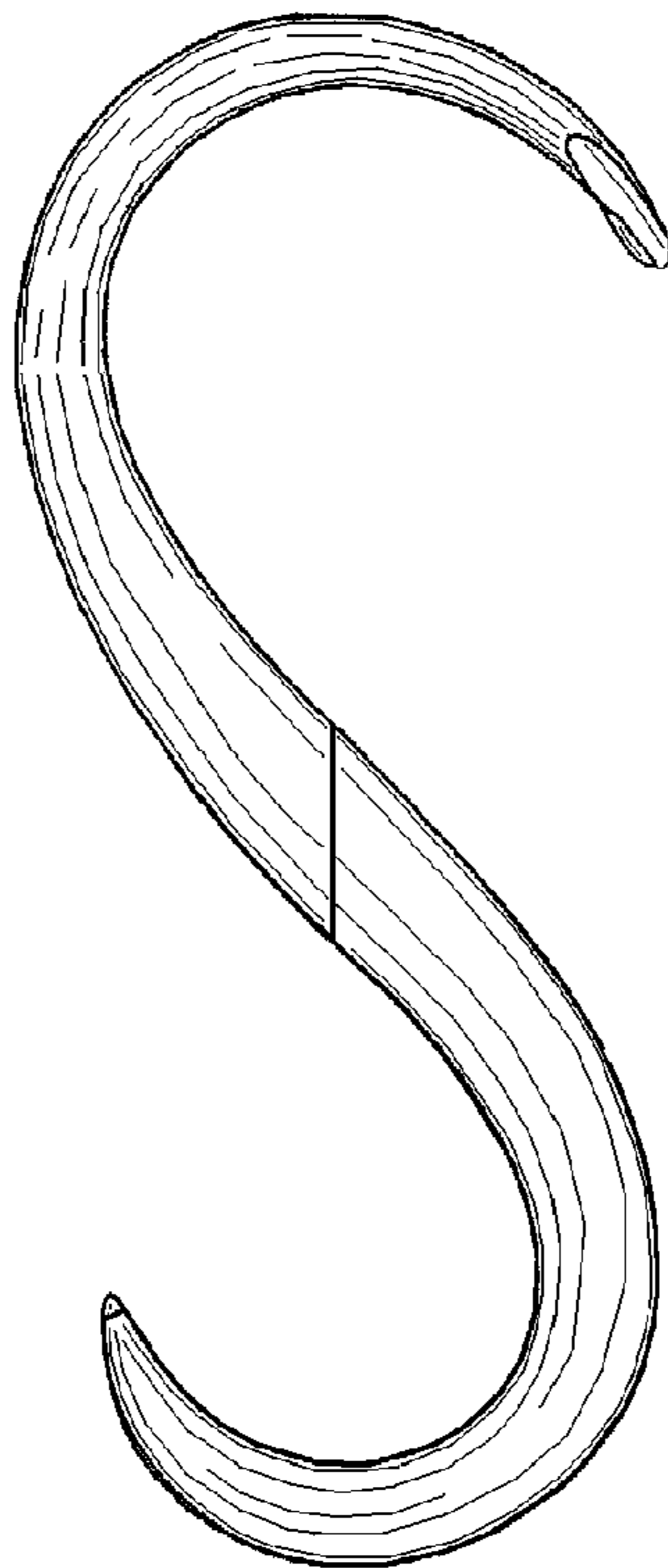
**Fig. 6**



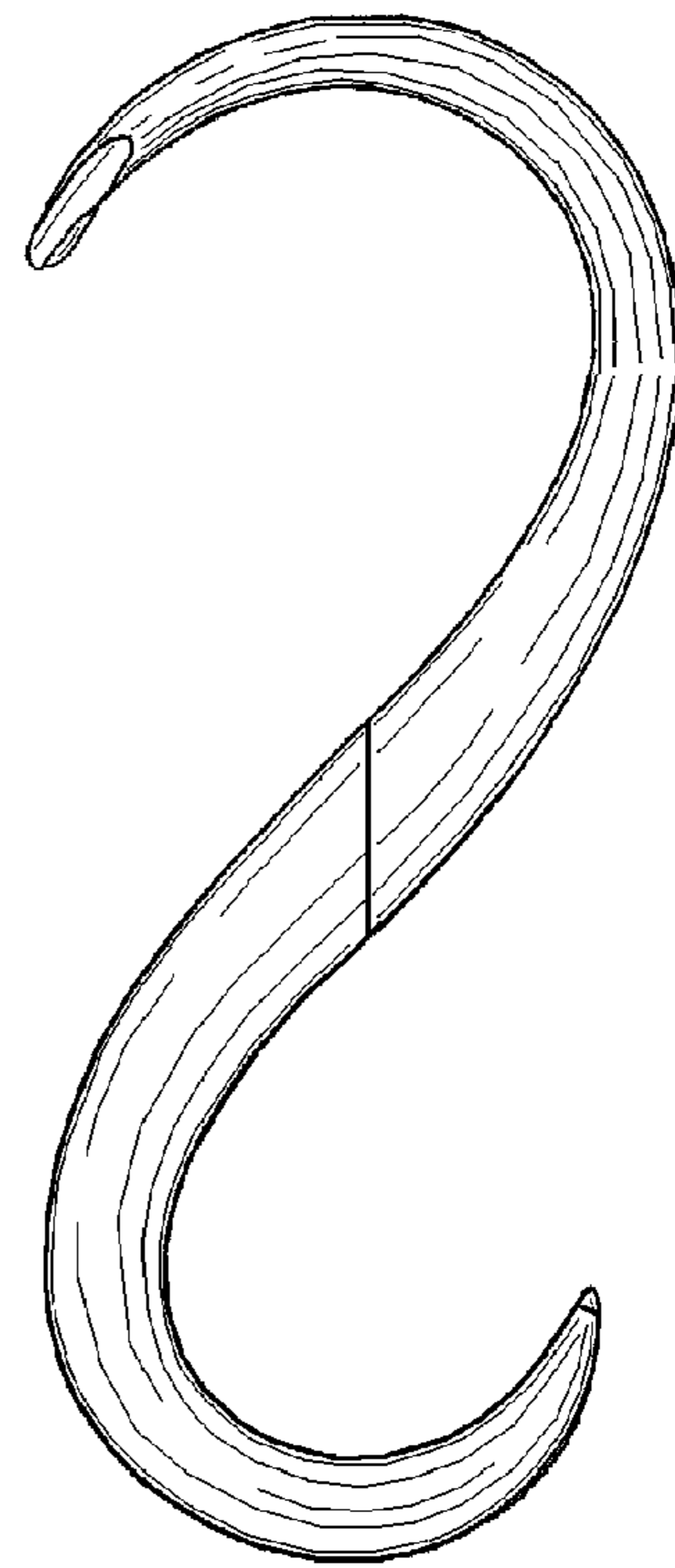
**FIG. 7**



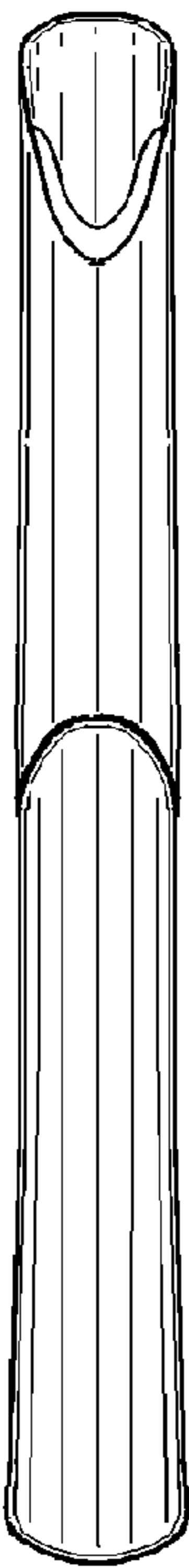
**Fig. 8**



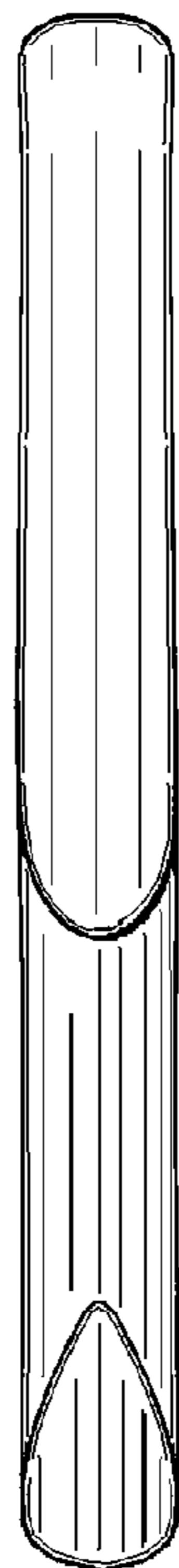
**Fig. 9**




**Fig. 10**



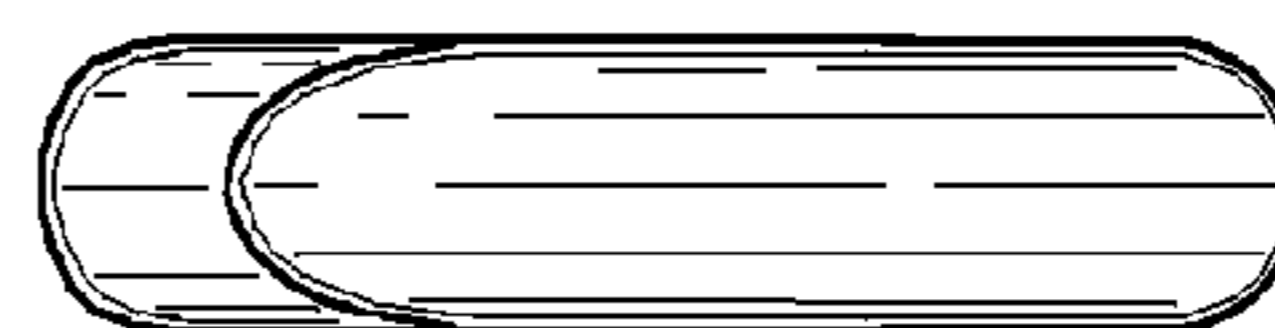
**Fig. 11**



**Fig. 12**



**Fig. 13**



**Fig. 14**