

US00D627206S

(12) **United States Design Patent**  
**Delaney et al.**

(10) **Patent No.:** **US D627,206 S**

(45) **Date of Patent:** **\*\* Nov. 16, 2010**

(54) **TOOL HANDLE**

(75) Inventors: **Dana L. Delaney**, York, PA (US); **Brian Joseph List**, Sparks, MD (US); **Stephen James Otis**, Towson, MD (US)

(73) Assignee: **Easco Hand Tools, Inc.**, Simsbury, CT (US)

(\*\*) Term: **14 Years**

(21) Appl. No.: **29/340,752**

(22) Filed: **Jul. 24, 2009**

(51) **LOC (9) Cl.** ..... **08-05**

(52) **U.S. Cl.** ..... **D8/107**

(58) **Field of Classification Search** ..... D8/52,  
D8/54-56, 58, 95-99, 107; D22/118; D4/138;  
D32/40, 46, 49, 51; D15/18, 70, 142; 81/342,  
81/367, 370, 418, 420, 424.5, 427.5, 380,  
81/390, 324, 486, 489, 415-419, DIG. 9,  
81/300, 302; 30/151-162, 329, 330, 511-517,  
30/519; 294/54.5, 49, 51, 53.5, 55; 16/11 R,  
16/111 R, 110.1, 430-431, 421-422, 426;  
D28/48

See application file for complete search history.

(56) **References Cited**

**U.S. PATENT DOCUMENTS**

D260,359 S \* 8/1981 Smith ..... D8/107  
D355,342 S \* 2/1995 Davidson et al. .... D8/25  
D372,409 S \* 8/1996 Wright et al. .... D8/25

6,216,567 B1 \* 4/2001 Hu ..... 81/177.9  
6,279,430 B1 \* 8/2001 Hsieh ..... 81/177.7  
D592,024 S \* 5/2009 Hsien ..... D8/25

\* cited by examiner

*Primary Examiner*—Cathron C Brooks

*Assistant Examiner*—Barbara Fox

(74) *Attorney, Agent, or Firm*—Nelson Mullins Riley & Scarborough, LLP

(57) **CLAIM**

The ornamental design for a tool handle, substantially as shown and described.

**DESCRIPTION**

FIG. 1 is a perspective view of a tool handle embodying the design of the present invention;

FIG. 2 is a left side view of the tool handle illustrated in FIG. 1;

FIG. 3 is a right side view of the tool handle illustrated in FIG. 1;

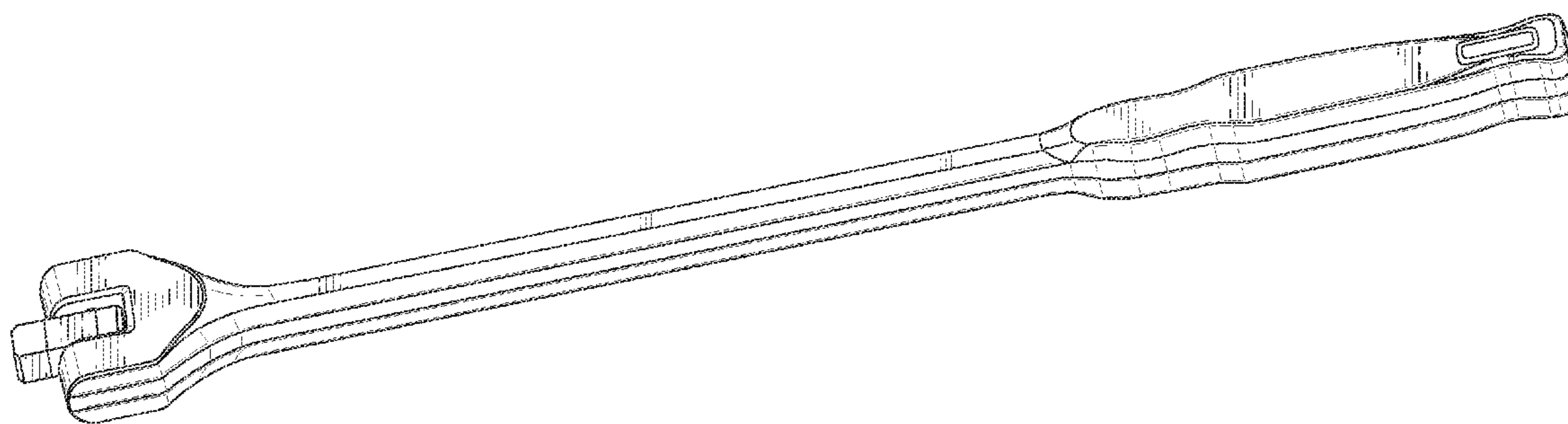
FIG. 4 is an end view of the tool handle illustrated in FIG. 1;

FIG. 5 is an opposite end view of the tool handle illustrated in FIG. 1;

FIG. 6 is a top side view of the tool handle illustrated in FIG. 1; and,

FIG. 7 is a bottom side view of the tool handle illustrated in FIG. 1.

**1 Claim, 3 Drawing Sheets**



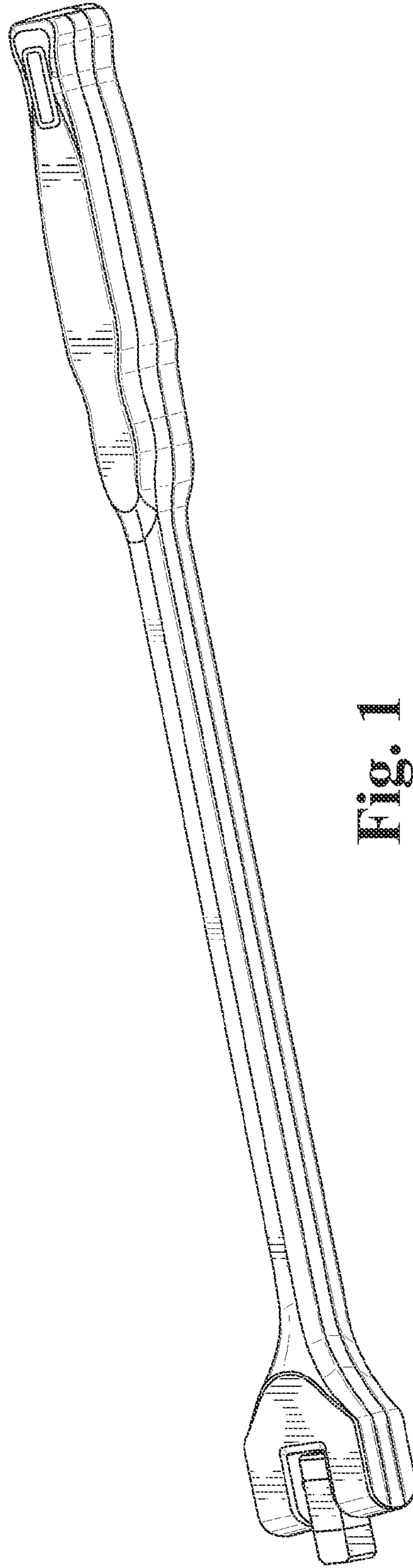


Fig. 1

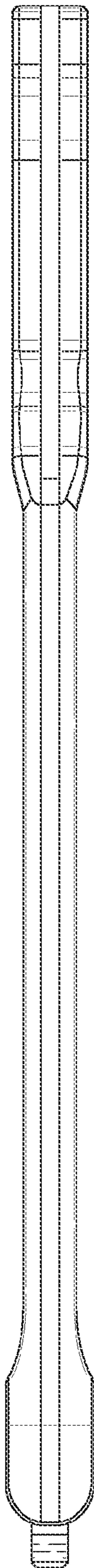


Fig. 2

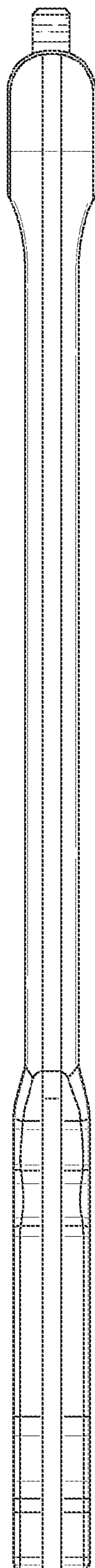


Fig. 3

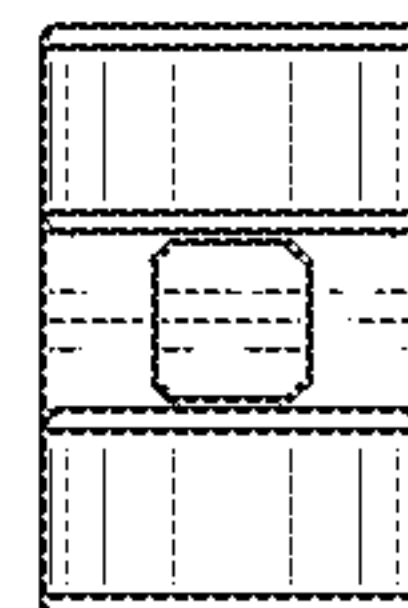


Fig. 4




Fig. 5

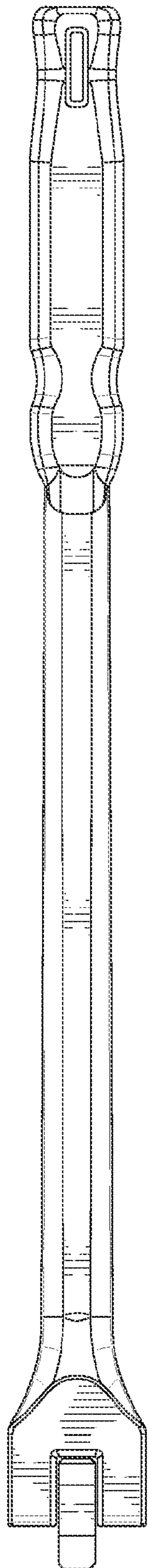


Fig. 6

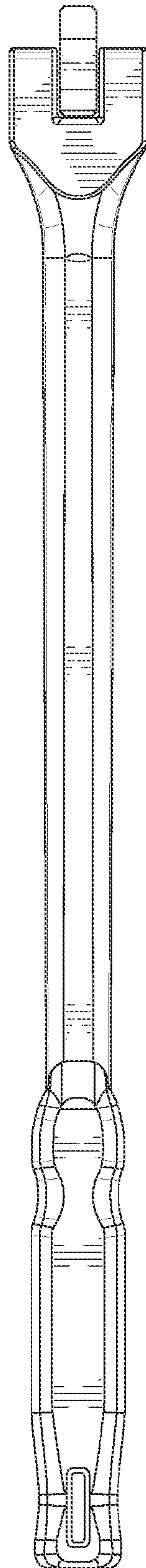


Fig. 7