



US00D627196S

(12) **United States Design Patent**  
**George**

(10) **Patent No.:** **US D627,196 S**

(45) **Date of Patent:** **\*\* Nov. 16, 2010**

(54) **BEVERAGE CONTAINER**

(75) Inventor: **Sarah Danger George**, Seattle, WA  
(US)

(73) Assignee: **Pacific Market International, LLC**,  
Seattle, WA (US)

(\*\*) Term: **14 Years**

(21) Appl. No.: **29/331,486**

(22) Filed: **Jan. 27, 2009**

(51) **LOC (9) Cl.** ..... **07-01**

(52) **U.S. Cl.** ..... **D7/510; D7/511**

(58) **Field of Classification Search** ..... D7/509–512,  
D7/392.1, 396.2; 220/703, 705, 713; D9/538,  
D9/500, 504

See application file for complete search history.

(56) **References Cited**

**U.S. PATENT DOCUMENTS**

D38,167 S *	8/1906	Wintermann	.....	D9/500
D357,414 S *	4/1995	Kornick et al.	.....	D9/776
D457,034 S *	5/2002	Bodum	.....	D7/510
6,659,302 B2 *	12/2003	Lin	.....	220/254.8
6,702,138 B1 *	3/2004	Bielecki et al.	.....	220/254.9
D557,560 S *	12/2007	Wahl	.....	D7/510
D569,181 S *	5/2008	Homma	.....	D7/510
D573,404 S *	7/2008	Wahl	.....	D7/510
D574,190 S *	8/2008	Homma	.....	D7/510
D579,720 S *	11/2008	Rohe	.....	D7/510
D580,226 S *	11/2008	Homma	.....	D7/510
D586,182 S *	2/2009	Trombly	.....	D7/510
D588,871 S *	3/2009	Miller et al.	.....	D7/510
D592,909 S *	5/2009	Alviar et al.	.....	D7/510
D593,365 S *	6/2009	Miller et al.	.....	D7/510

D598,712 S *	8/2009	Alviar et al.	.....	D7/510
D599,168 S *	9/2009	Alviar et al.	.....	D7/510
D602,308 S *	10/2009	Alviar et al.	.....	D7/510
D604,103 S *	11/2009	Alviar et al.	.....	D7/533
D610,459 S *	2/2010	Nagata	.....	D9/504
D615,359 S *	5/2010	George	.....	D7/510

\* cited by examiner

*Primary Examiner*—Marianne Pandozzi

(74) *Attorney, Agent, or Firm*—Davis Wright Tremaine LLP;  
George C. Rondeau, Jr.

(57) **CLAIM**

The ornamental design for a beverage container, as shown and described.

**DESCRIPTION**

FIG. 1 is a top perspective view of a beverage container showing my new design;

FIG. 2 is a side elevational view thereof, the opposite side elevational view being an identical image;

FIG. 3 is a top plan view thereof;

FIG. 4 is a bottom plan view thereof;

FIG. 5 is a top perspective view of a second embodiment thereof;

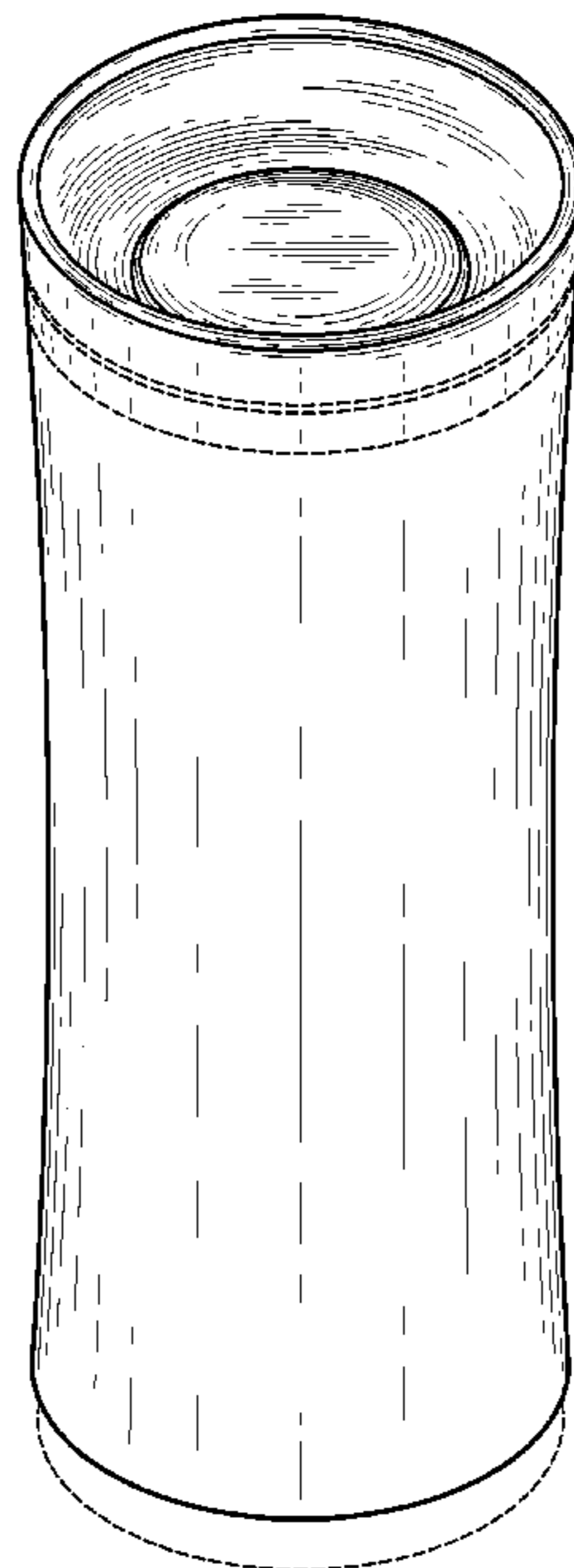
FIG. 6 is a side elevational view thereof, the opposite side elevational view being an identical image;

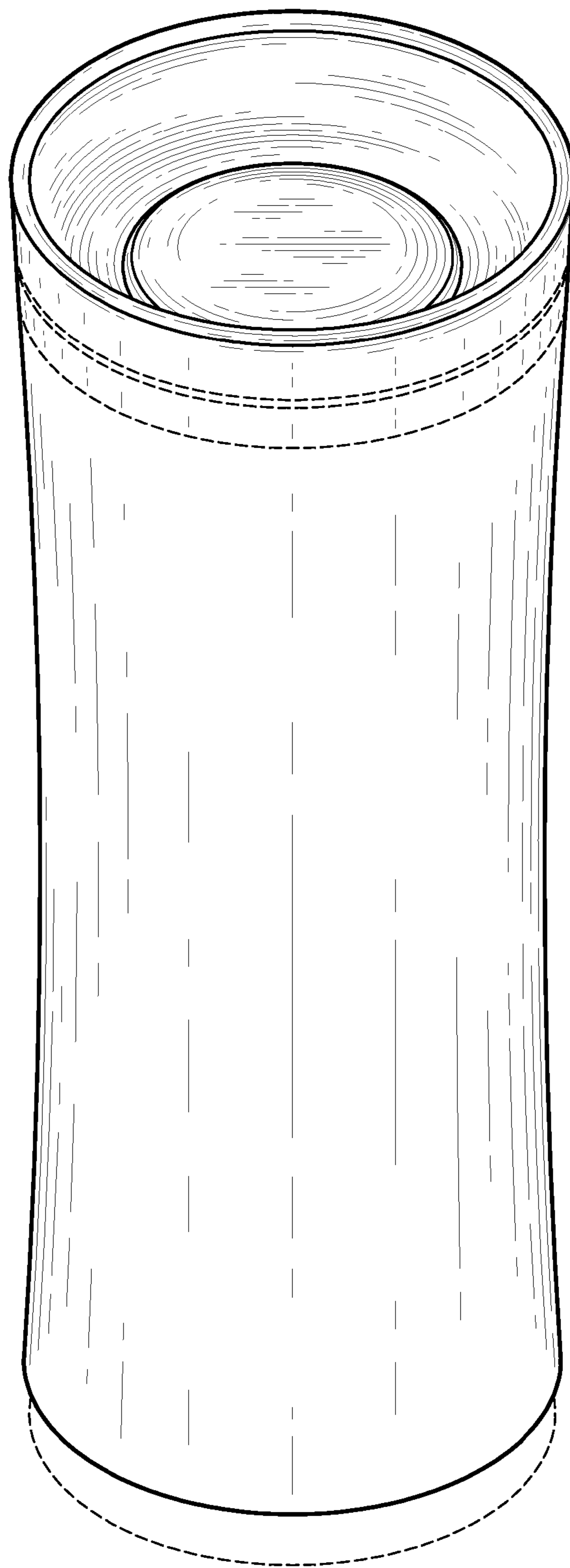
FIG. 7 is a top plan view thereof; and,

FIG. 8 is a bottom plan view thereof.

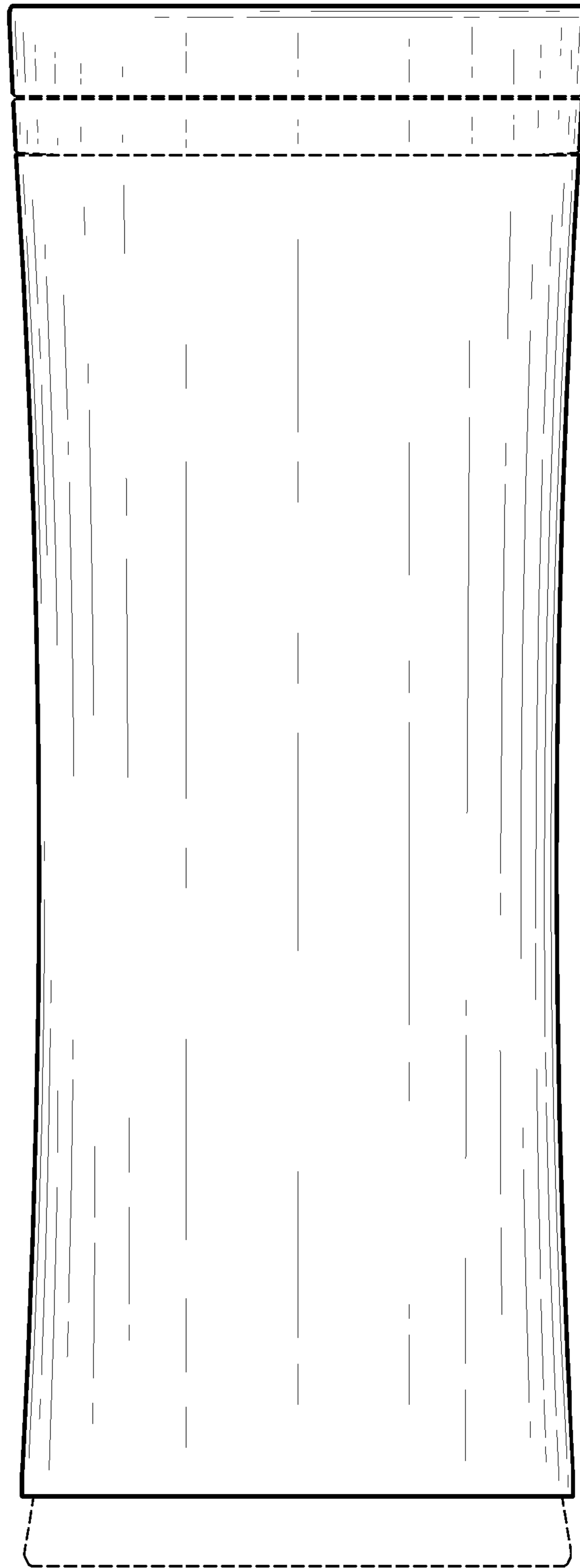
The broken lines represent portions of the beverage container that form no part of the claim.

**1 Claim, 6 Drawing Sheets**

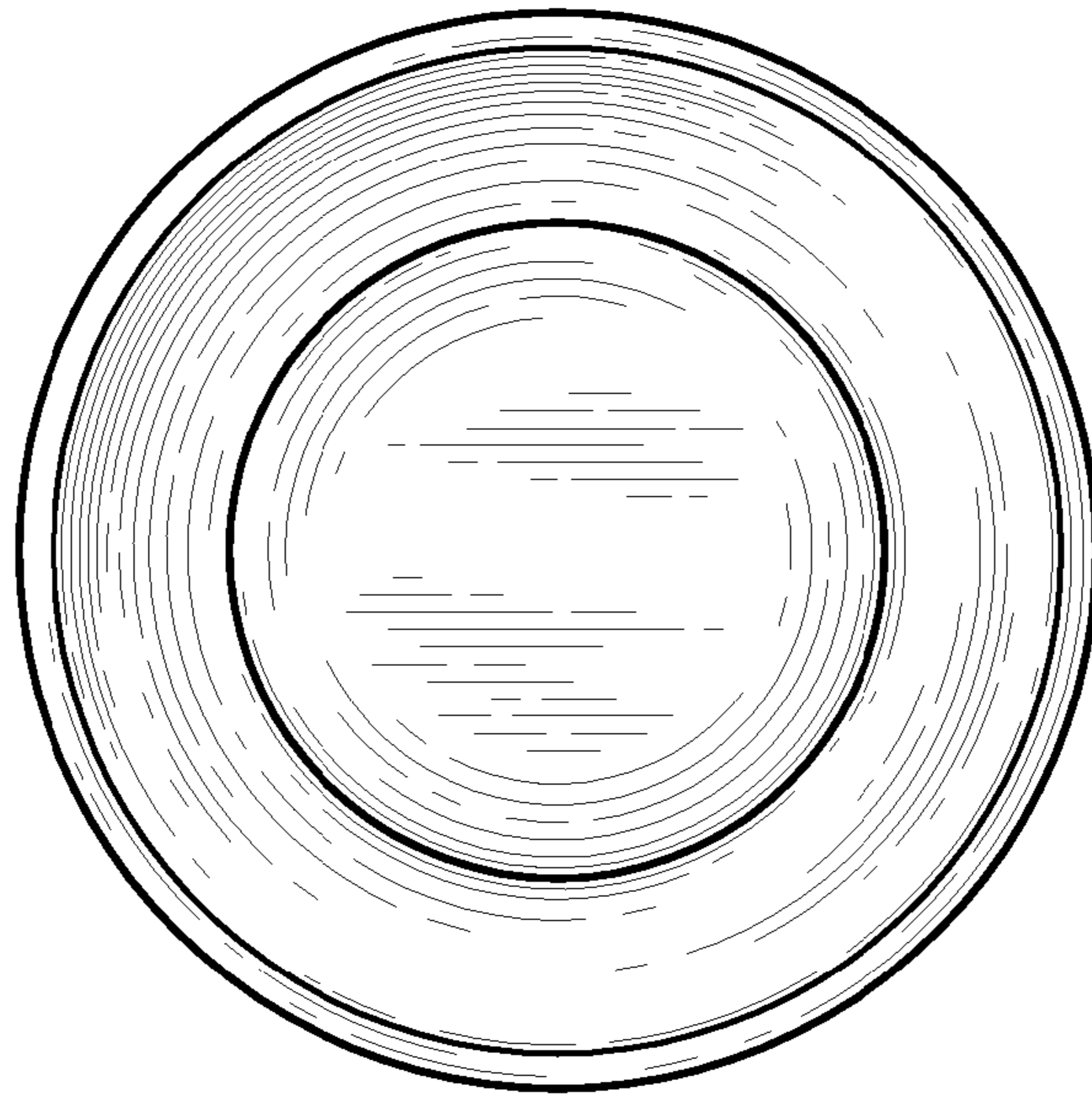




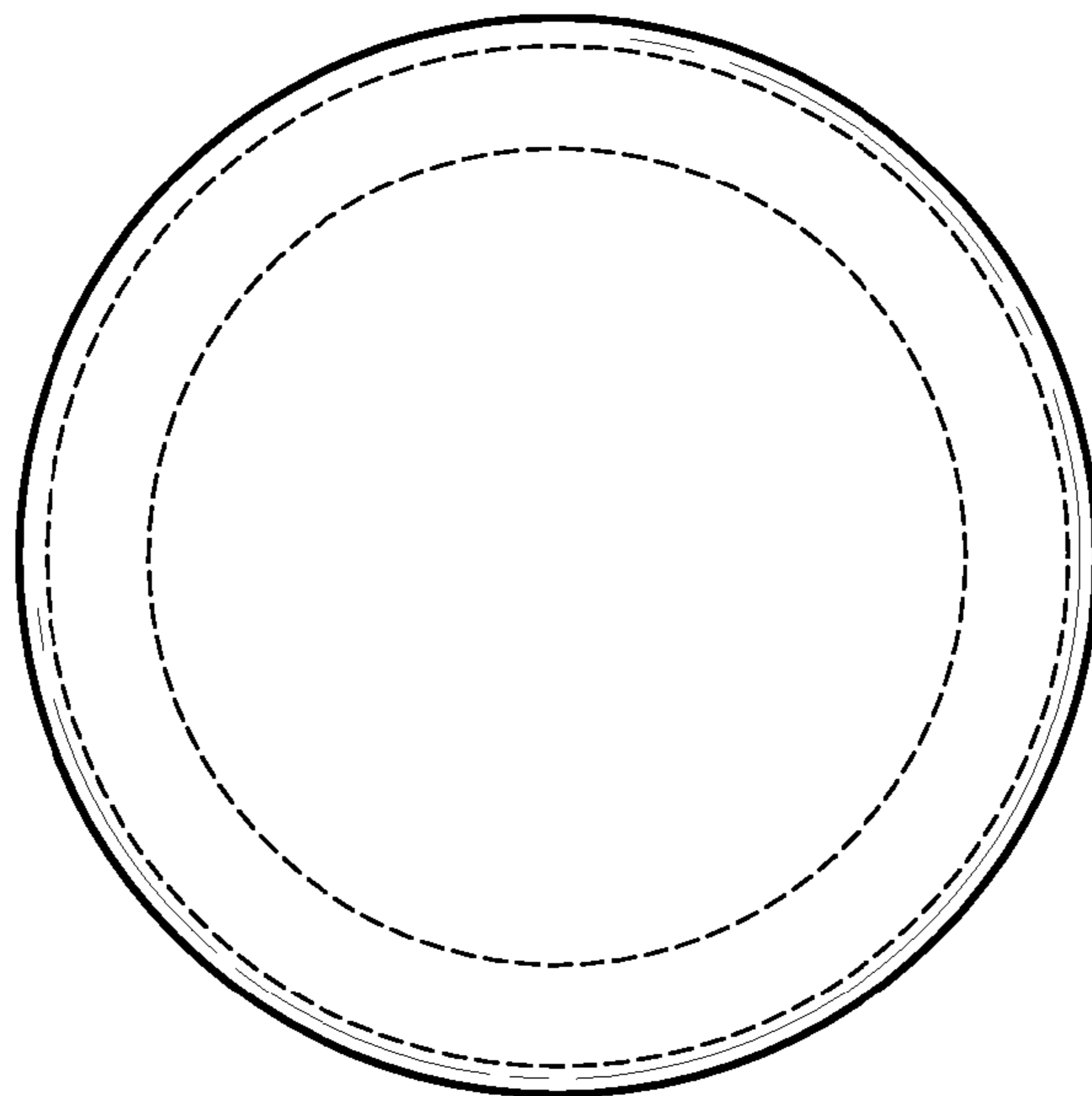
*Fig. 1*



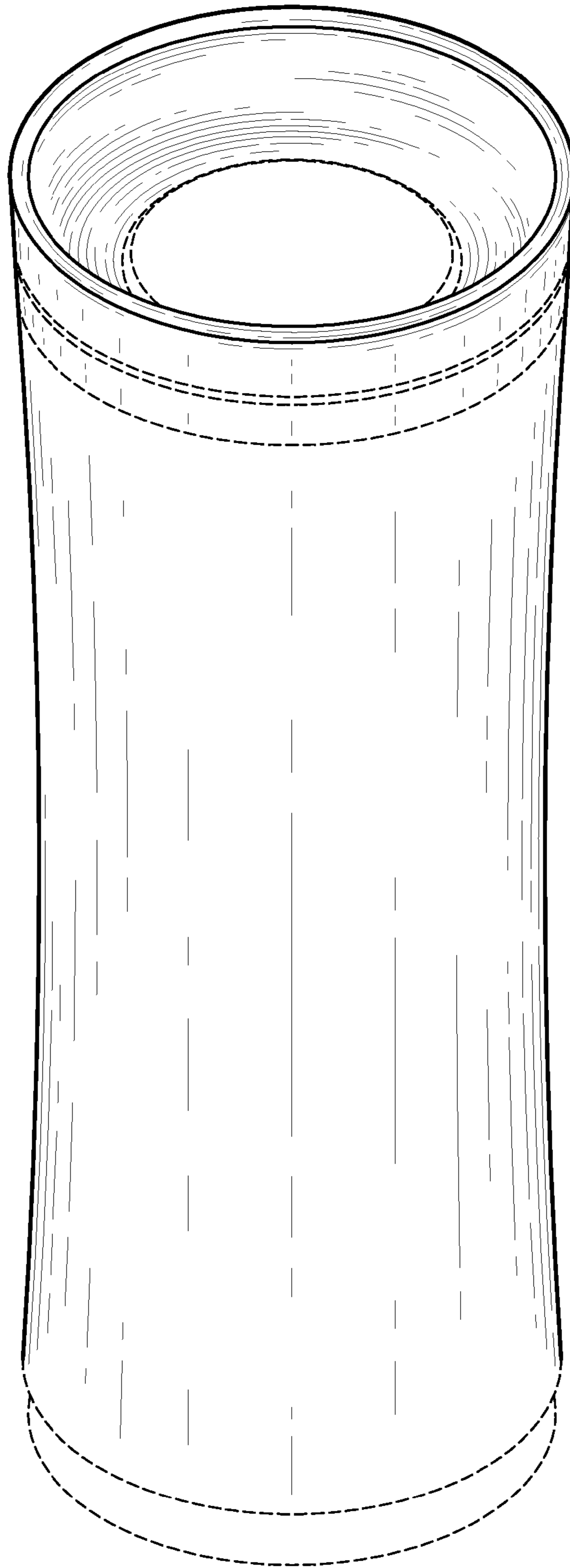
*Fig. 2*




*Fig. 3*



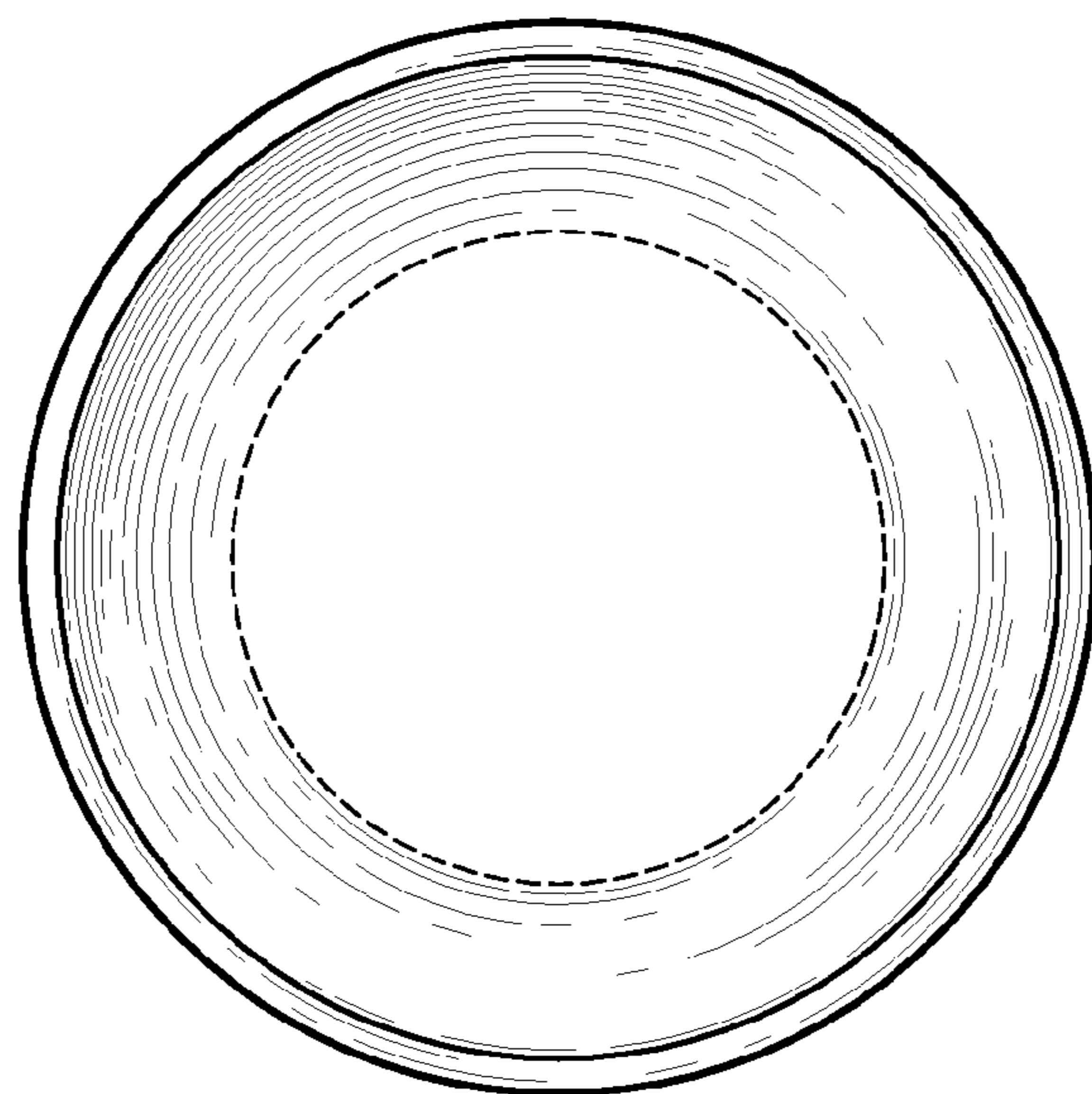
*Fig. 4*



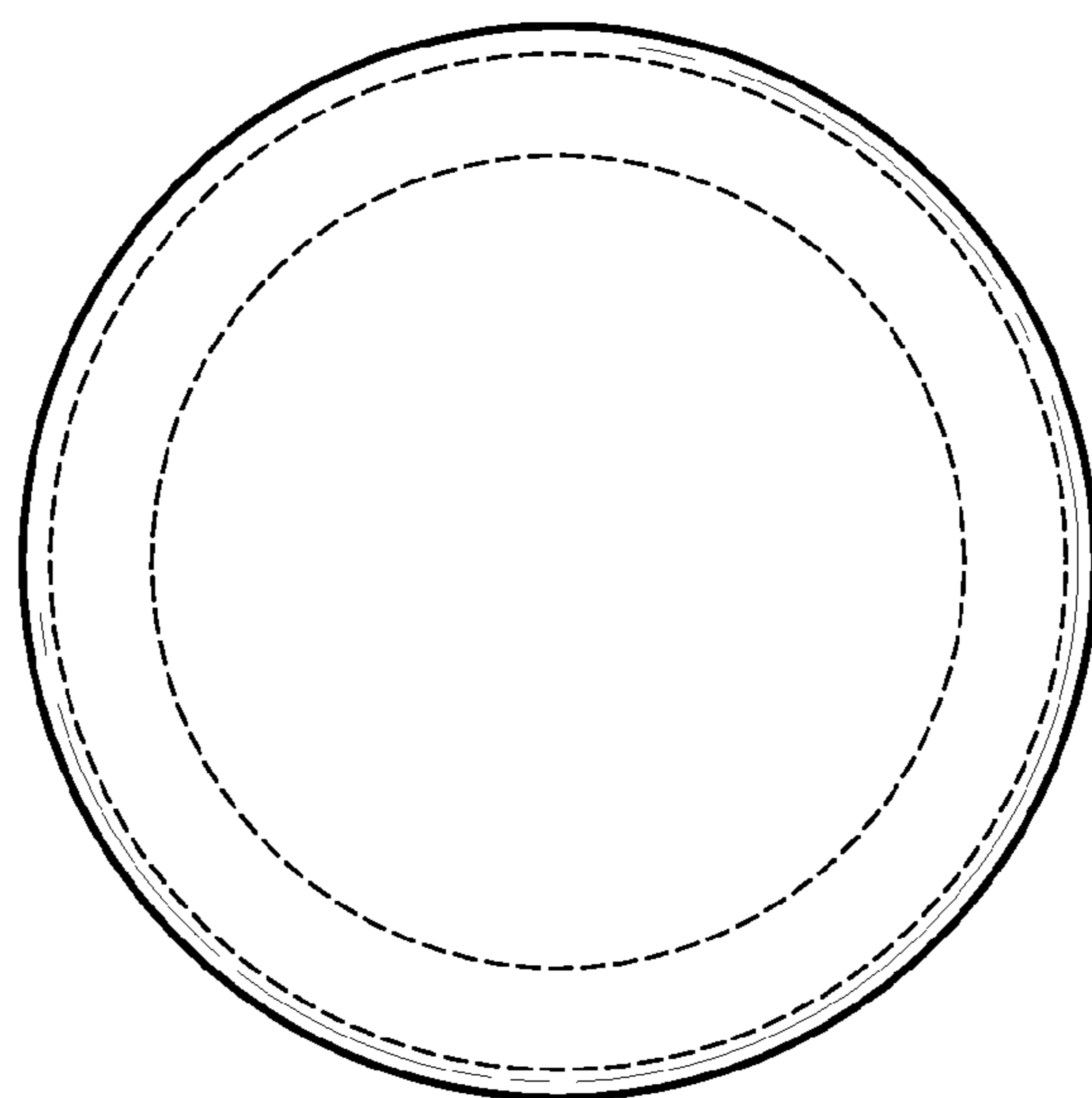
*Fig. 5*



*Fig. 6*



*Fig. 7*



*Fig. 8*