



US00D627174S

(12) **United States Design Patent**  
**Romero**

(10) **Patent No.:** **US D627,174 S**  
(45) **Date of Patent:** **\*\* Nov. 16, 2010**

- (54) **CHAIR**
- (75) Inventor: **Francisco Romero**, Los Angeles, CA (US)
- (73) Assignee: **Highmark Smart, Reliable Seating, Inc.**, Huntington Beach, CA (US)
- (\*\*) Term: **14 Years**
- (21) Appl. No.: **29/319,390**
- (22) Filed: **Jun. 9, 2008**
- (51) **LOC (9) Cl.** ..... **06-01**
- (52) **U.S. Cl.** ..... **D6/366**
- (58) **Field of Classification Search** ..... D6/334-336, D6/360-369, 374, 379-380, 498, 500-502; 297/284.4, 411.27, 452.13, 452.19, 452.21, 297/452.29, 452.3, 452.56, 452.64  
See application file for complete search history.

D572,948 S	7/2008	Wakasugi et al.	.....	D6/500
D575,960 S *	9/2008	Su	.....	D6/366
D583,580 S *	12/2008	Hara	.....	D6/366
D594,681 S	6/2009	Dauphin	.....	D6/502
D595,971 S	7/2009	Ueda	.....	D6/366
D596,418 S	7/2009	Ueda	.....	D6/366
D600,462 S	9/2009	Ooki et al.	.....	D6/366
D618,469 S *	6/2010	Romero	.....	D6/366
2007/0108831 A1 *	5/2007	Ueda	.....	297/452.29

**OTHER PUBLICATIONS**

U.S. Appl. No. 29/338,265, filed Jun. 8, 2008, Francisco Romero.  
Highmark modela sales sheet Prior Art.

\* cited by examiner

*Primary Examiner*—Caron Veynar  
*Assistant Examiner*—Ricky Pham

(74) *Attorney, Agent, or Firm*—Connolly Bove Lodge & Hutz LLP

(57) **CLAIM**

The ornamental design for a chair, as shown and described.

(56) **References Cited**

**U.S. PATENT DOCUMENTS**

D410,799 S	6/1999	Meda	.....	D6/366
D449,174 S *	10/2001	Neil	.....	D6/366
D456,650 S	5/2002	Ball et al.	.....	D6/502
D457,023 S	5/2002	Ball et al.	.....	D6/502
D457,739 S	5/2002	Pearce et al.	.....	D6/366
D476,821 S	7/2003	Koepke et al.	.....	D6/366
D486,315 S	2/2004	Beaulieu et al.	.....	D6/366
D514,832 S *	2/2006	Tsai	.....	D6/366
D517,820 S *	3/2006	Citterio	.....	D6/366
D536,890 S *	2/2007	Loew et al.	.....	D6/366
D548,992 S	8/2007	Koepke et al.	.....	D6/366
D549,977 S	9/2007	Koepke et al.	.....	D6/366
D550,467 S	9/2007	Koepke et al.	.....	D6/366
D553,378 S *	10/2007	Wang	.....	D6/366
D558,994 S	1/2008	Machael et al.	.....	D6/366
D559,571 S *	1/2008	Meda	.....	D6/366
D559,573 S *	1/2008	Igarashi	.....	D6/366
D560,381 S	1/2008	Dauphin	.....	D6/366
D566,410 S *	4/2008	Neil	.....	D6/366
D570,624 S	6/2008	Kang	.....	D6/500
D571,568 S *	6/2008	Overthun et al.	.....	D6/366

**DESCRIPTION**

FIG. 1 is a perspective view of a chair from the front right side thereof, the perspective view from the front left side of the interior of the chair being a mirror image thereof;

FIG. 2 is a perspective view of a chair from the rear right side thereof, the perspective view from the rear left side interior being a mirror image thereof;

FIG. 3 is a front view thereof;

FIG. 4 is a rear view thereof;

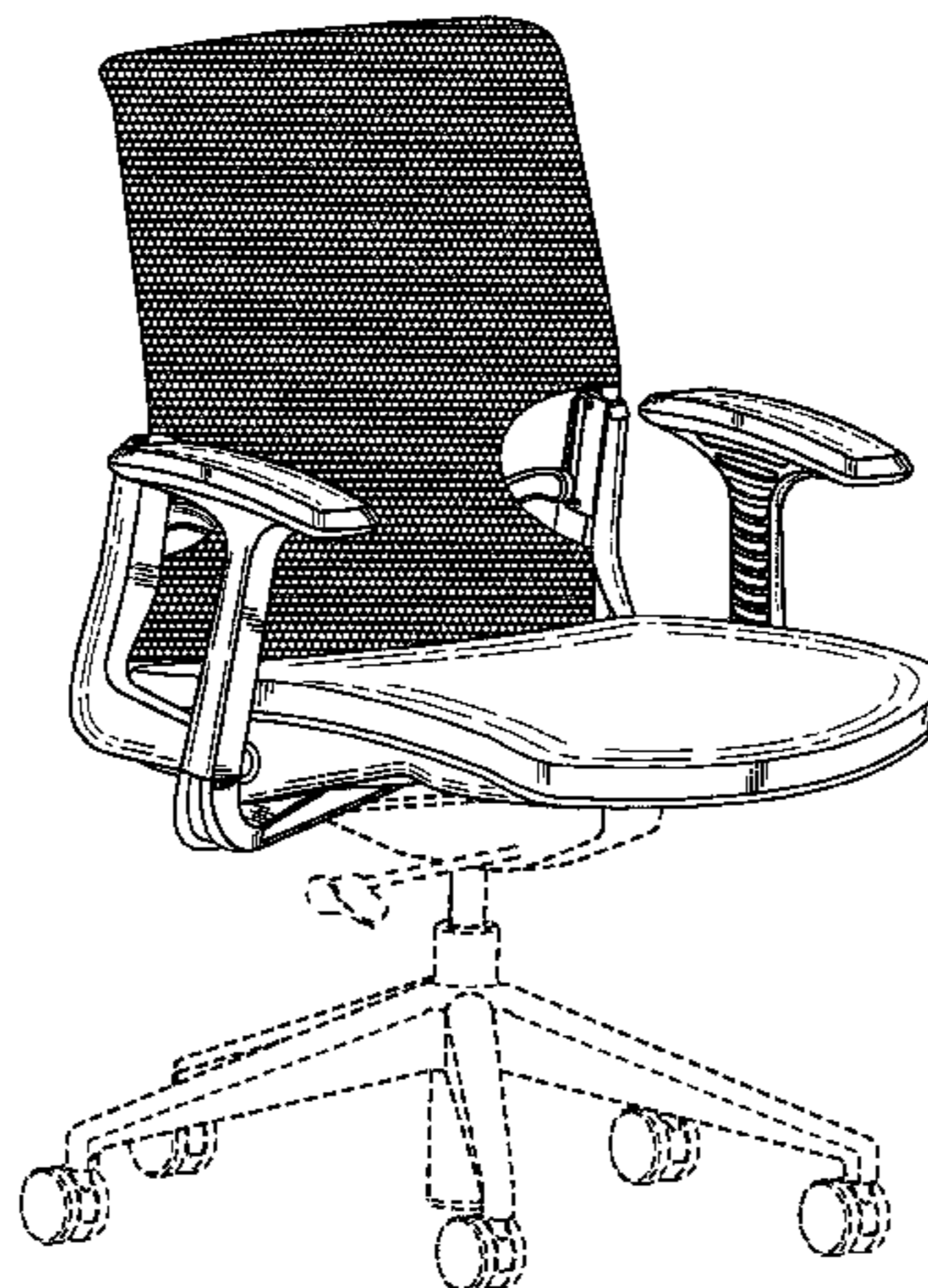
FIG. 5 is a left side view thereof;

FIG. 6 is a right side view thereof; and,

FIG. 7 is a top view thereof.

The bottom view of the chair does not form part of the design. The broken lines of the chair base in the drawings show environmental subject matter only and form no part of the claimed design.

**1 Claim, 7 Drawing Sheets**



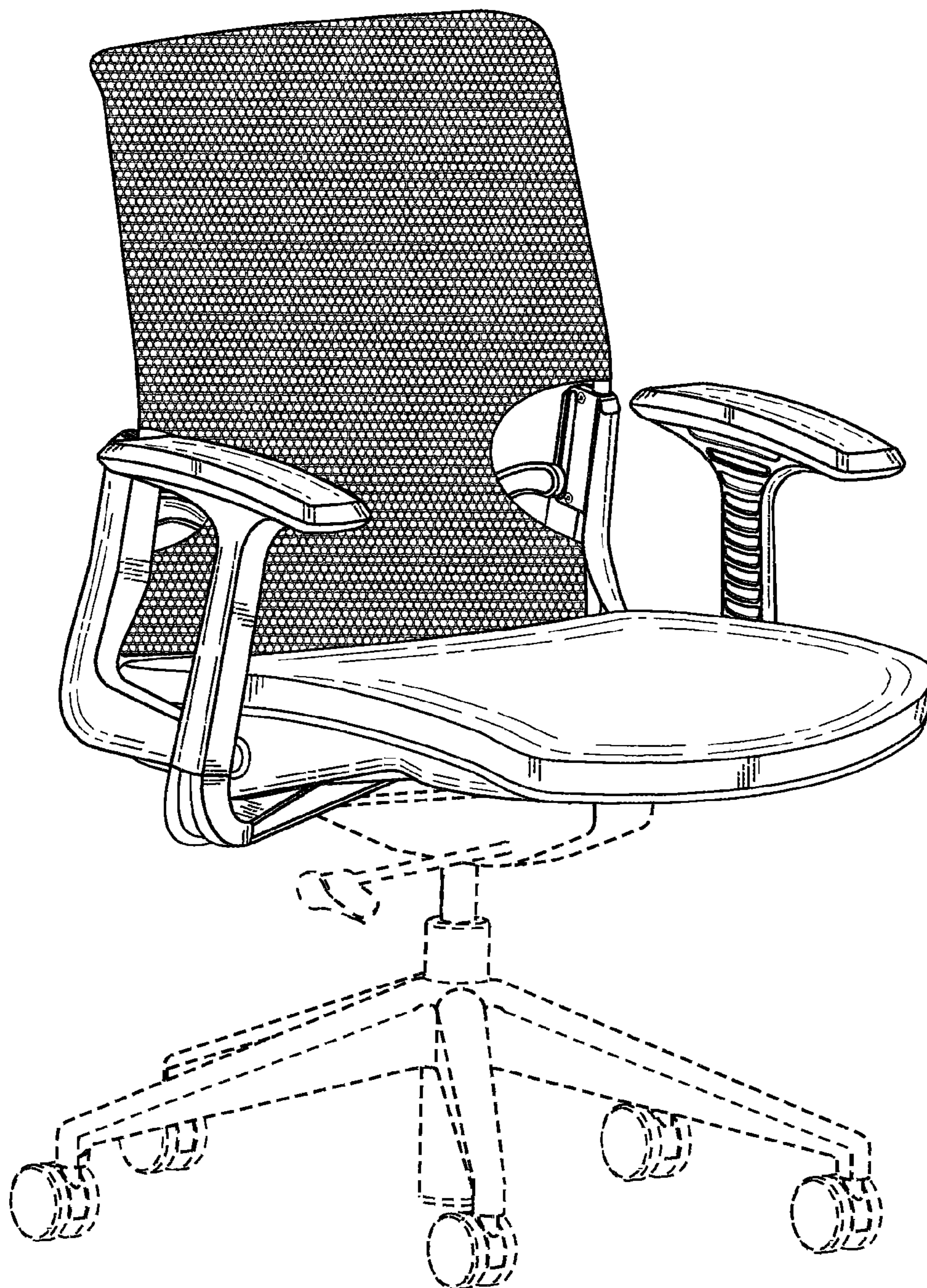


FIG. 1

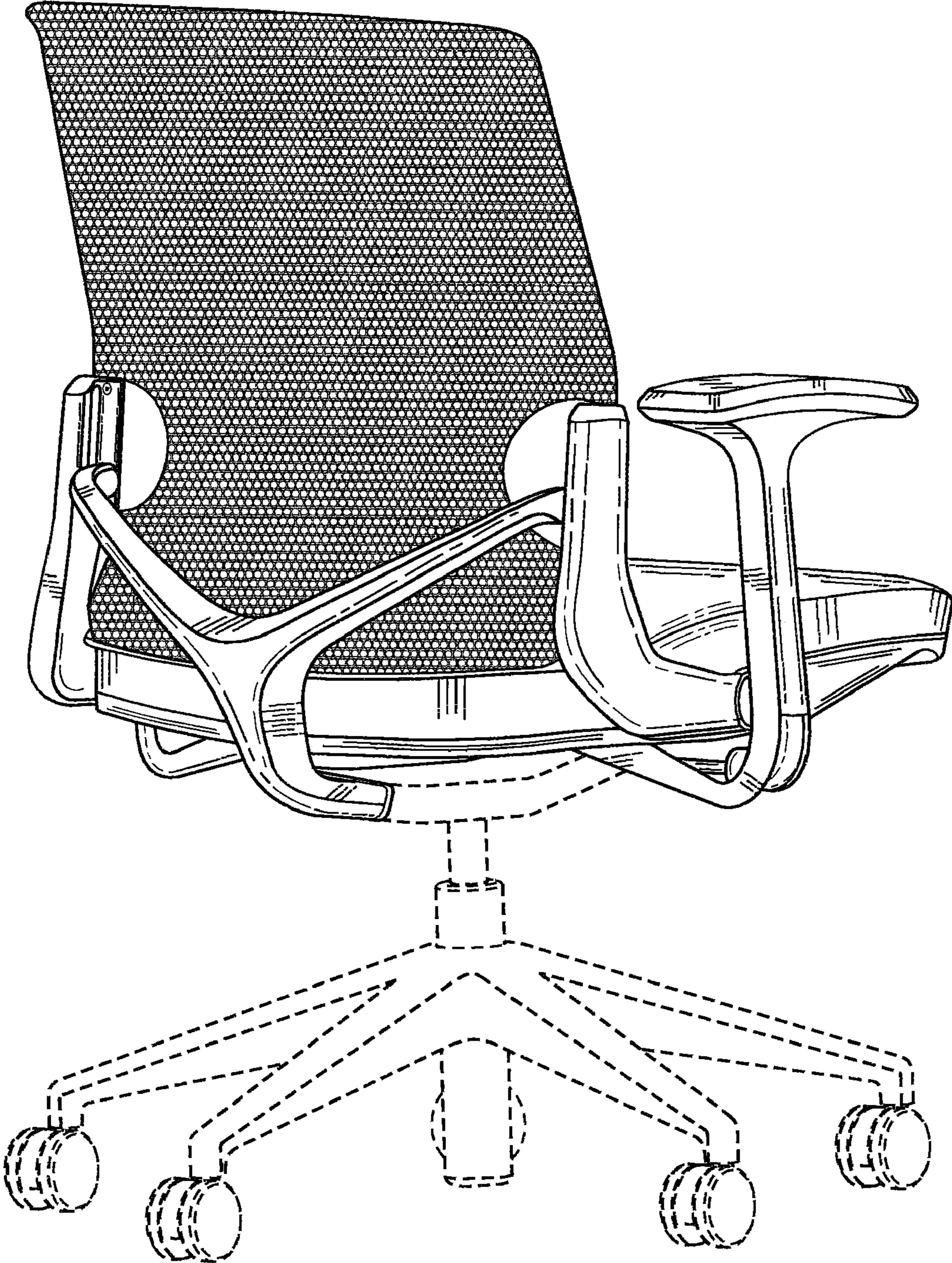


FIG. 2

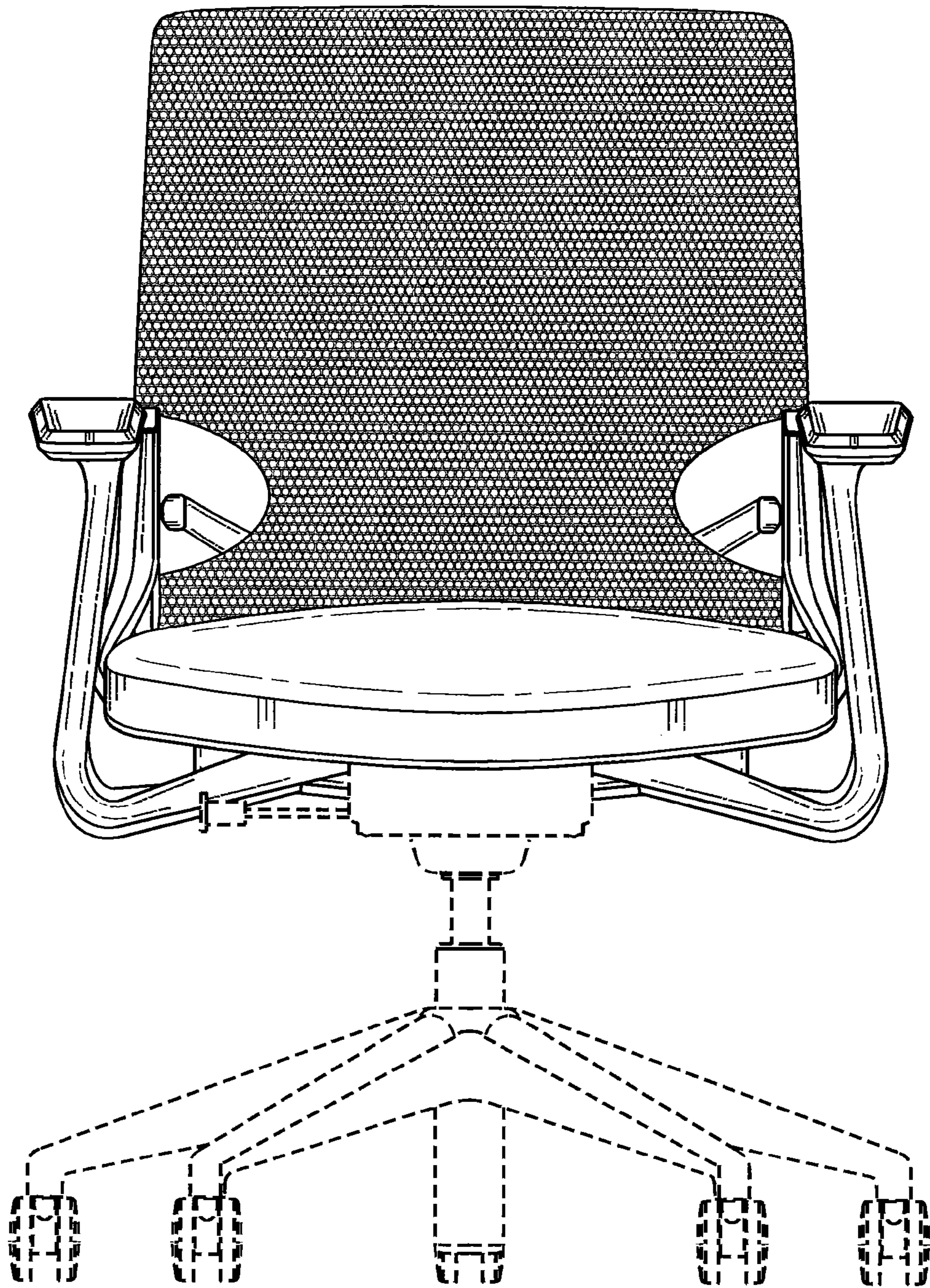


FIG. 3

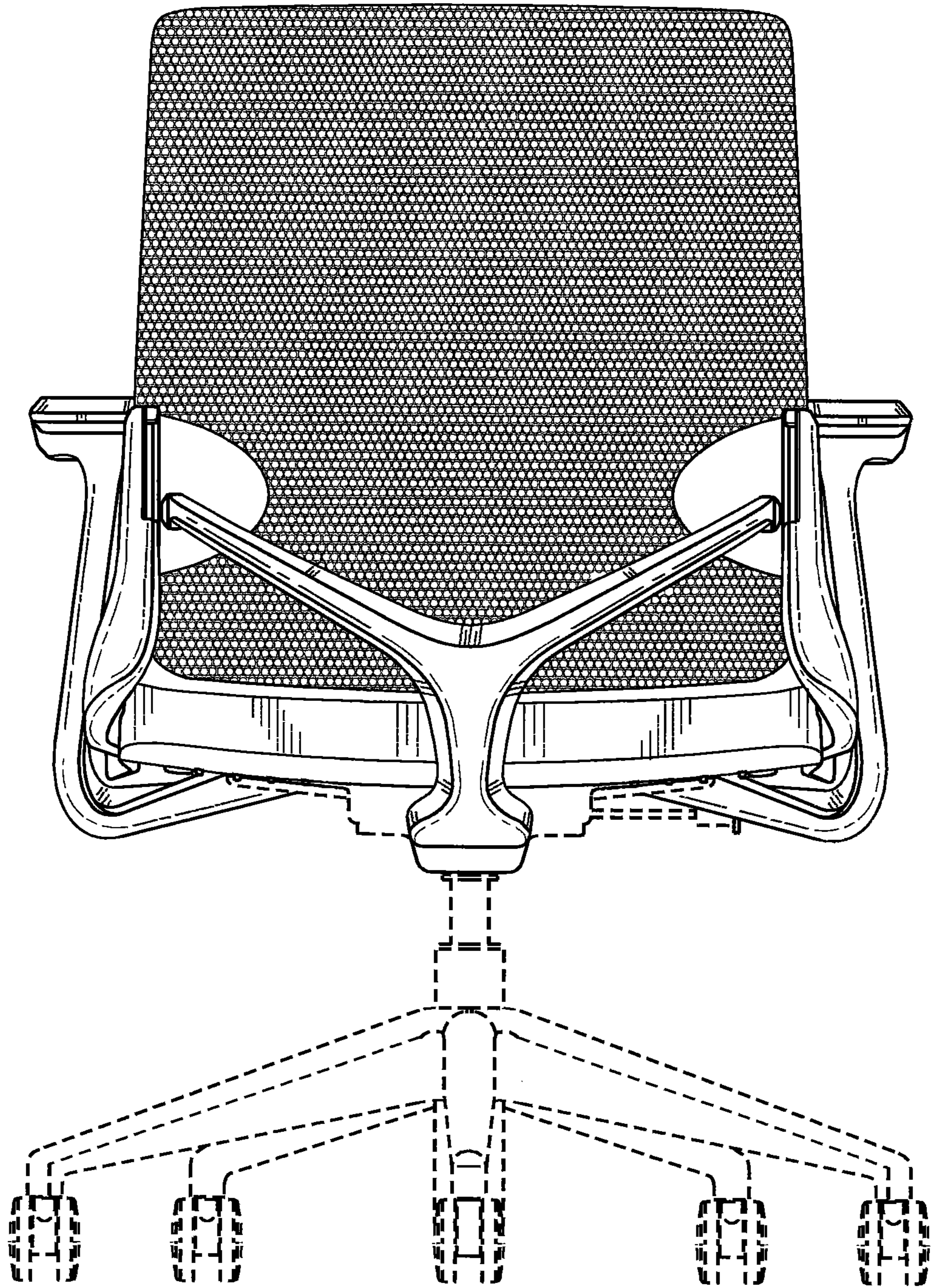


FIG. 4

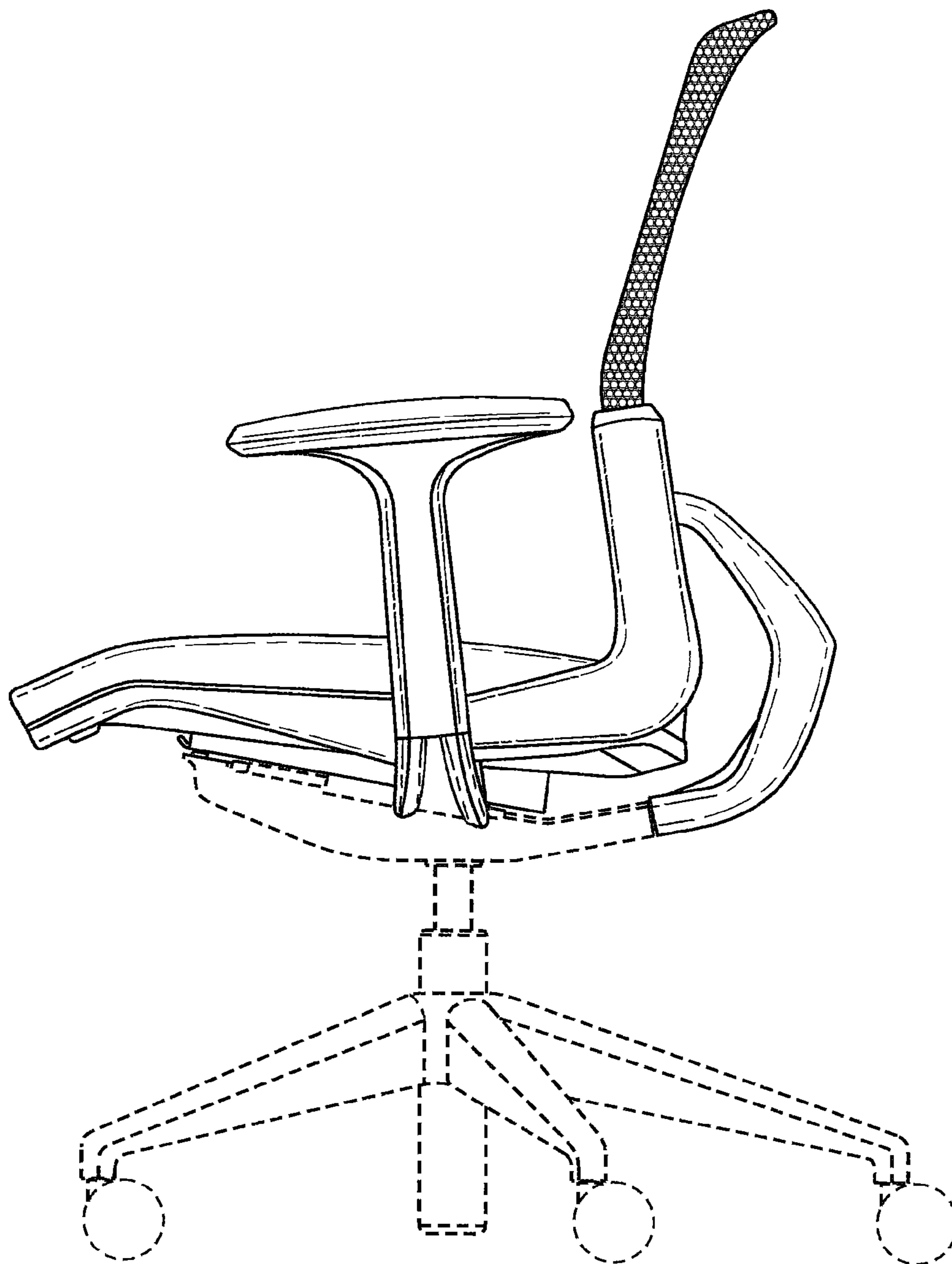


FIG. 5

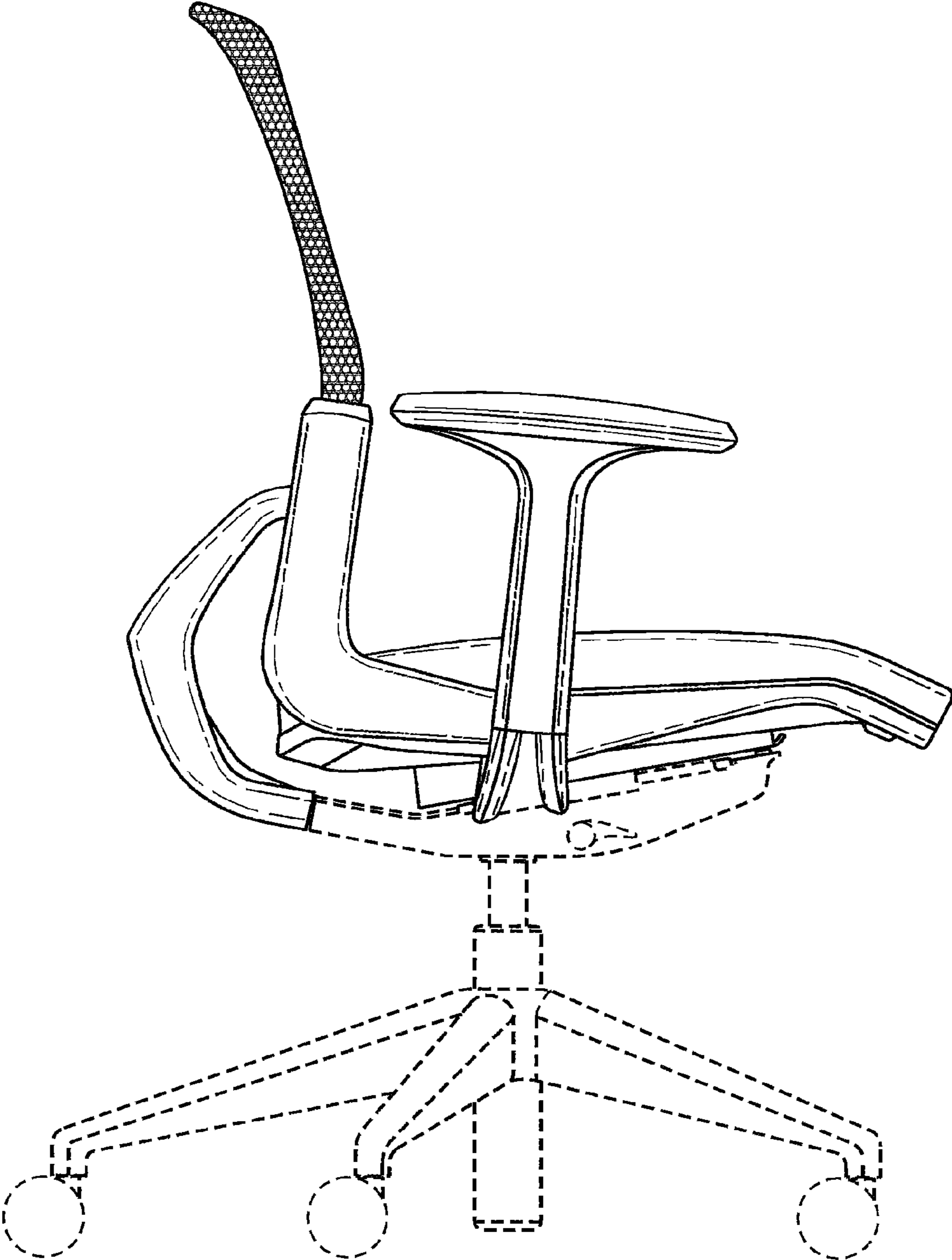


FIG. 6

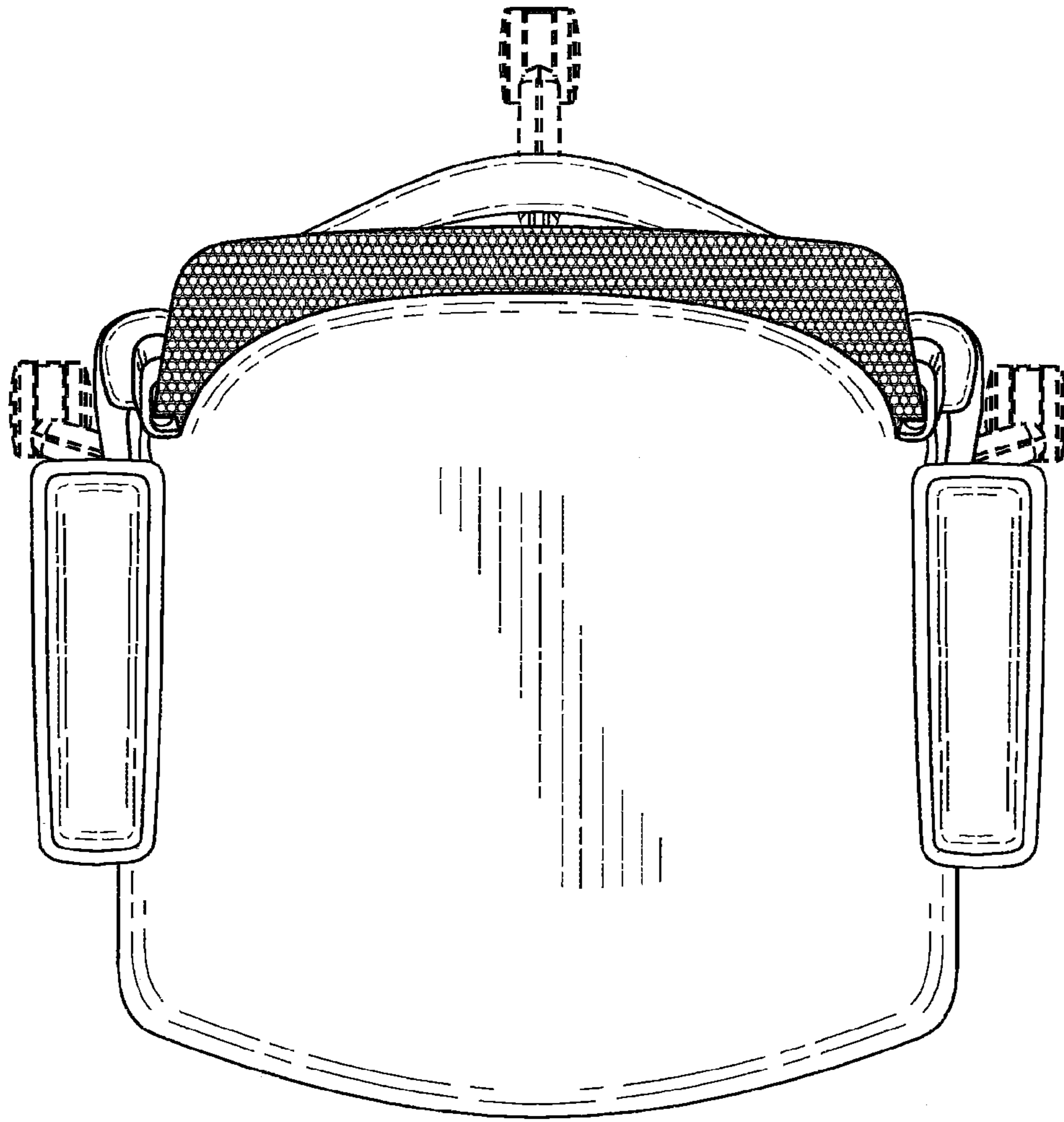


FIG. 7