



US00D627164S

(12) **United States Design Patent**
Reisenthel

(10) **Patent No.:** **US D627,164 S**

(45) **Date of Patent:** **** Nov. 16, 2010**

(54) **LAPTOP BAG**

(76) **Inventor:** **Peter Reisenthel**, Benzstrasse 3,
Gilching (DE) D-82178

(**) **Term:** **14 Years**

(21) **Appl. No.:** **29/329,462**

(22) **Filed:** **Dec. 16, 2008**

(30) **Foreign Application Priority Data**

Jul. 3, 2008 (EM) 000963137-0001

(51) **LOC (9) Cl.** **03-01**

(52) **U.S. Cl.** **D3/283; D3/289; D3/900**

(58) **Field of Classification Search** D3/245–246,
D3/276, 283, 287, 289, 900; 190/100, 102,
190/107, 109–112, 115, 903

See application file for complete search history.

(56) **References Cited**

U.S. PATENT DOCUMENTS

D376,045 S	*	12/1996	Bernstein et al.	D3/287
D445,252 S	*	7/2001	Klamm	D3/289
D464,197 S	*	10/2002	Kegels	D3/289
D506,609 S	*	6/2005	Hillman	D3/289
D524,050 S	*	7/2006	Suppancig	D3/289

* cited by examiner

Primary Examiner—Philip S Hyder
Assistant Examiner—Roselyne Cody

(74) *Attorney, Agent, or Firm*—Gregory L. Mayback; Scott D. Smiley; Rebecca A. Tie

(57) **CLAIM**

The ornamental design for a laptop bag, as shown and described.

DESCRIPTION

FIG. 1 is a photograph of a front side view of a laptop bag according to the present invention;

FIG. 2 is a photograph of a left side view of the bag of FIG. 1; FIG. 3 is a photograph of a right side view of the bag of FIG. 1;

FIG. 4 is a photograph of a top plan view of the bag of FIG. 1; FIG. 5 is a photograph of a perspective view of the bag of FIG. 1 from above a rear side of the bag with a rear pocket in an open position;

FIG. 6 is a photograph of a bottom plan view of the bag of FIG. 1; and,

FIG. 7 is a photograph of a perspective view of the bag of FIG. 1 from above a front side of the bag with a front pocket in an open position.

The area of FIG. 5 shown in broken lines is directed to an aspect of the design that forms no part of the claim.

1 Claim, 4 Drawing Sheets






FIG. 1




FIG. 2



FIG. 3



FIG. 4



FIG. 5




FIG. 6



FIG. 7