



US00D627147S

(12) **United States Design Patent**  
**Lambertz**

(10) **Patent No.:** **US D627,147 S**  
(45) **Date of Patent:** **\*\* Nov. 16, 2010**

(54) **SOCK**

(75) Inventor: **Bodo W. Lambertz**, Pfäffikon (CH)

(73) Assignee: **X-Technology Swiss GmbH** (CH)

(\*\*) Term: **14 Years**

(21) Appl. No.: **29/316,479**

(22) Filed: **Oct. 1, 2009**

(30) **Foreign Application Priority Data**

Apr. 8, 2009 (EM) ..... 001119549

(51) **LOC (9) Cl.** ..... **02-04**

(52) **U.S. Cl.** ..... **D2/994**

(58) **Field of Classification Search** ..... D2/980–994;  
2/239–242, 409, 911

See application file for complete search history.

(56) **References Cited**

**U.S. PATENT DOCUMENTS**

- D333,557 S \* 3/1993 Wilson ..... D2/985
- 5,708,985 A \* 1/1998 Ogden ..... 2/239
- 5,724,753 A \* 3/1998 Throneburg et al. .... 36/91
- D397,863 S \* 9/1998 Van De Steeg ..... D2/987
- D401,758 S \* 12/1998 Huff ..... D2/986
- 6,012,177 A \* 1/2000 Cortinovic ..... 2/239
- 6,286,151 B1 \* 9/2001 Lambertz ..... 2/239
- D489,887 S \* 5/2004 Mavis et al. .... D2/994
- D495,131 S \* 8/2004 Mavis et al. .... D2/980
- D497,712 S \* 11/2004 Downing et al. .... D2/980
- D498,045 S \* 11/2004 Mavis et al. .... D2/985
- D499,879 S \* 12/2004 Mavis et al. .... D2/989
- D500,588 S \* 1/2005 Mavis et al. .... D2/980
- D509,652 S \* 9/2005 Cooper ..... D2/980

- D512,829 S \* 12/2005 Viveros et al. .... D2/989
- D546,550 S \* 7/2007 Viveros et al. .... D2/989
- D590,590 S \* 4/2009 Bonzagni et al. .... D2/980
- 2006/0130217 A1 \* 6/2006 Lambertz ..... 2/239
- 2006/0143801 A1 \* 7/2006 Lambertz ..... 2/239
- 2007/0033710 A1 \* 2/2007 Lambertz ..... 2/239
- 2009/0165190 A1 \* 7/2009 Araki et al. .... 2/240

\* cited by examiner

*Primary Examiner*—T. Chase Nelson

*Assistant Examiner*—Kathleen M Sims

(74) *Attorney, Agent, or Firm*—Olson & Cepuritis, Ltd.

(57) **CLAIM**

The ornamental design for a sock, as shown and described.

**DESCRIPTION**

FIG. 1 is a right front perspective view of a first embodiment of a sock showing my new design;

FIG. 2 is a rear view thereof;

FIG. 3 is a bottom view thereof;

FIG. 4 is a front view thereof;

FIG. 5 is a right side view thereof;

FIG. 6 is a left side view thereof;

FIG. 7 is a right front perspective view of a second embodiment of a sock showing my new design;

FIG. 8 is a rear view thereof;

FIG. 9 is a bottom view thereof;

FIG. 10 is a front view thereof;

FIG. 11 is a right side view thereof; and,

FIG. 12 is a left side view thereof.

**1 Claim, 12 Drawing Sheets**







FIG. 1



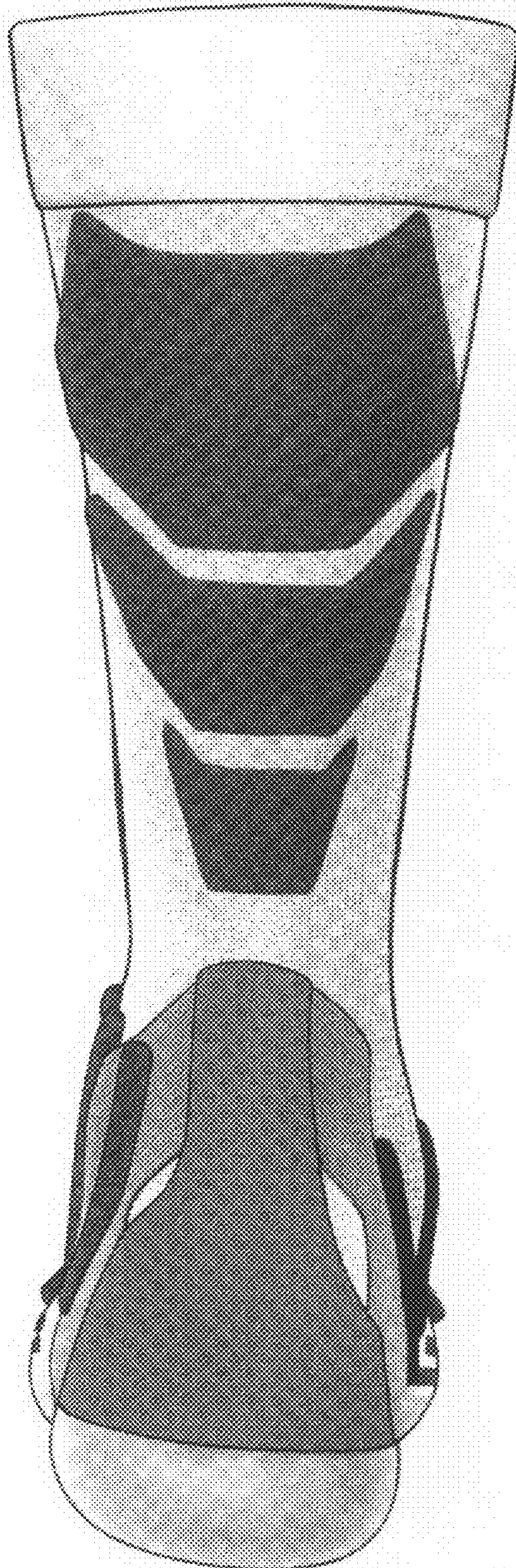


FIG.2






FIG. 3



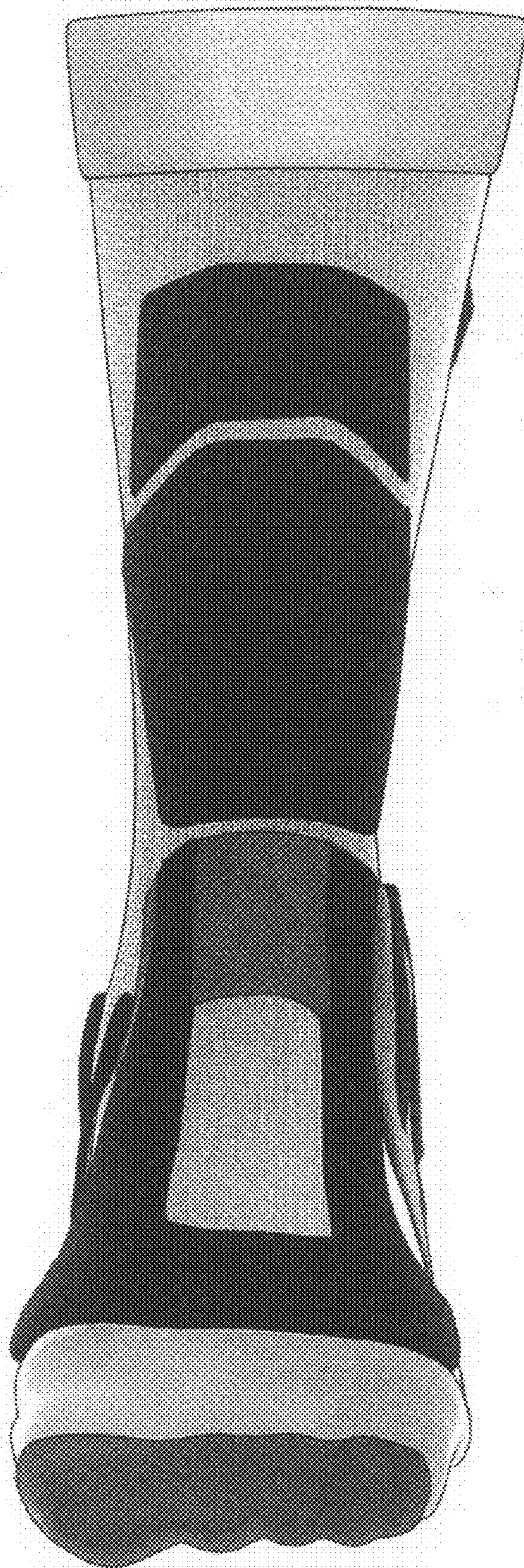


FIG.4



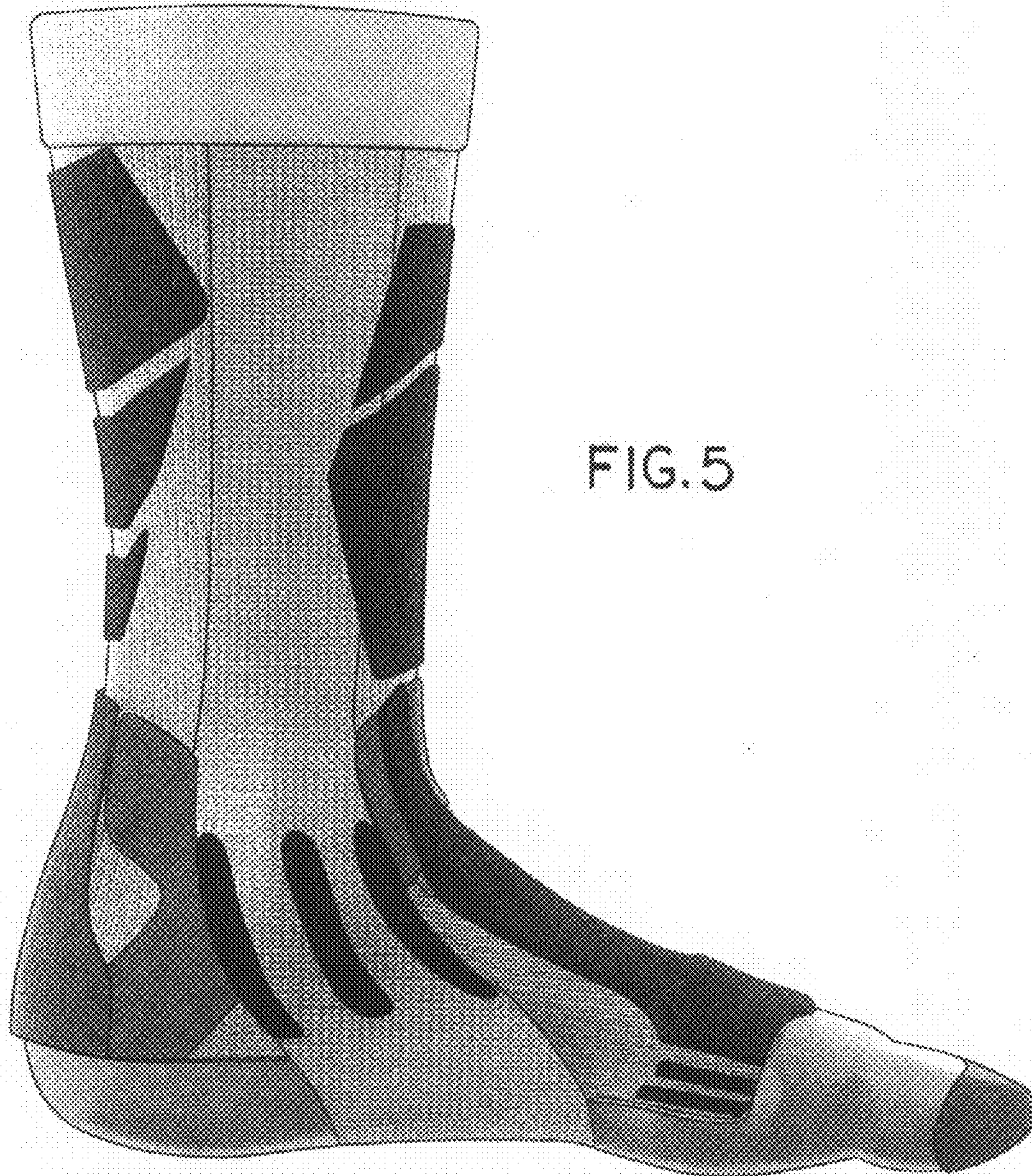


FIG. 5





FIG.6





FIG. 7



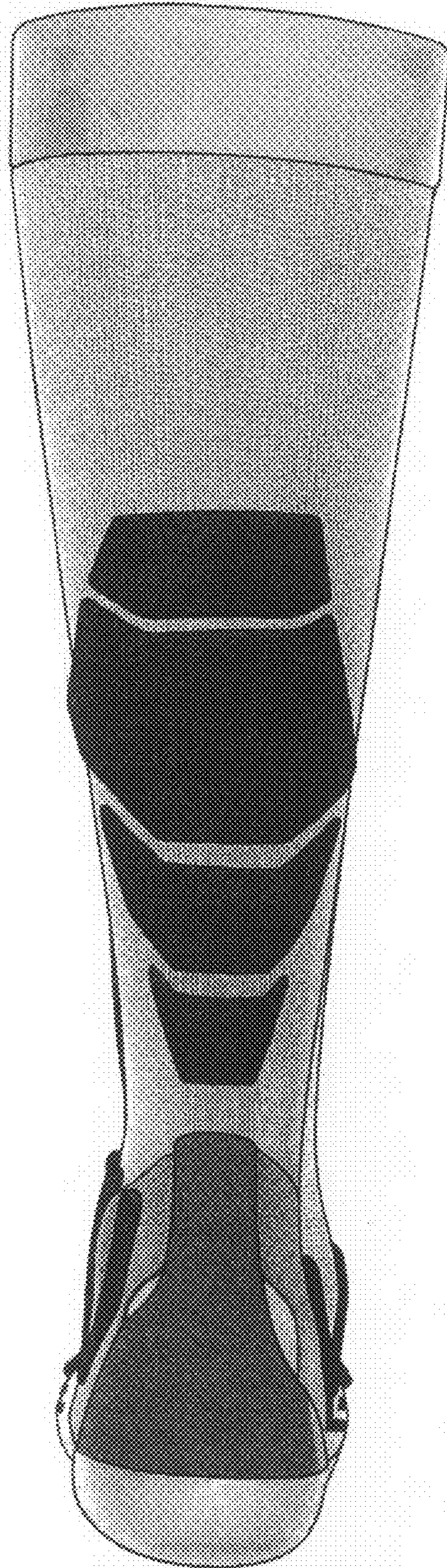


FIG. 8



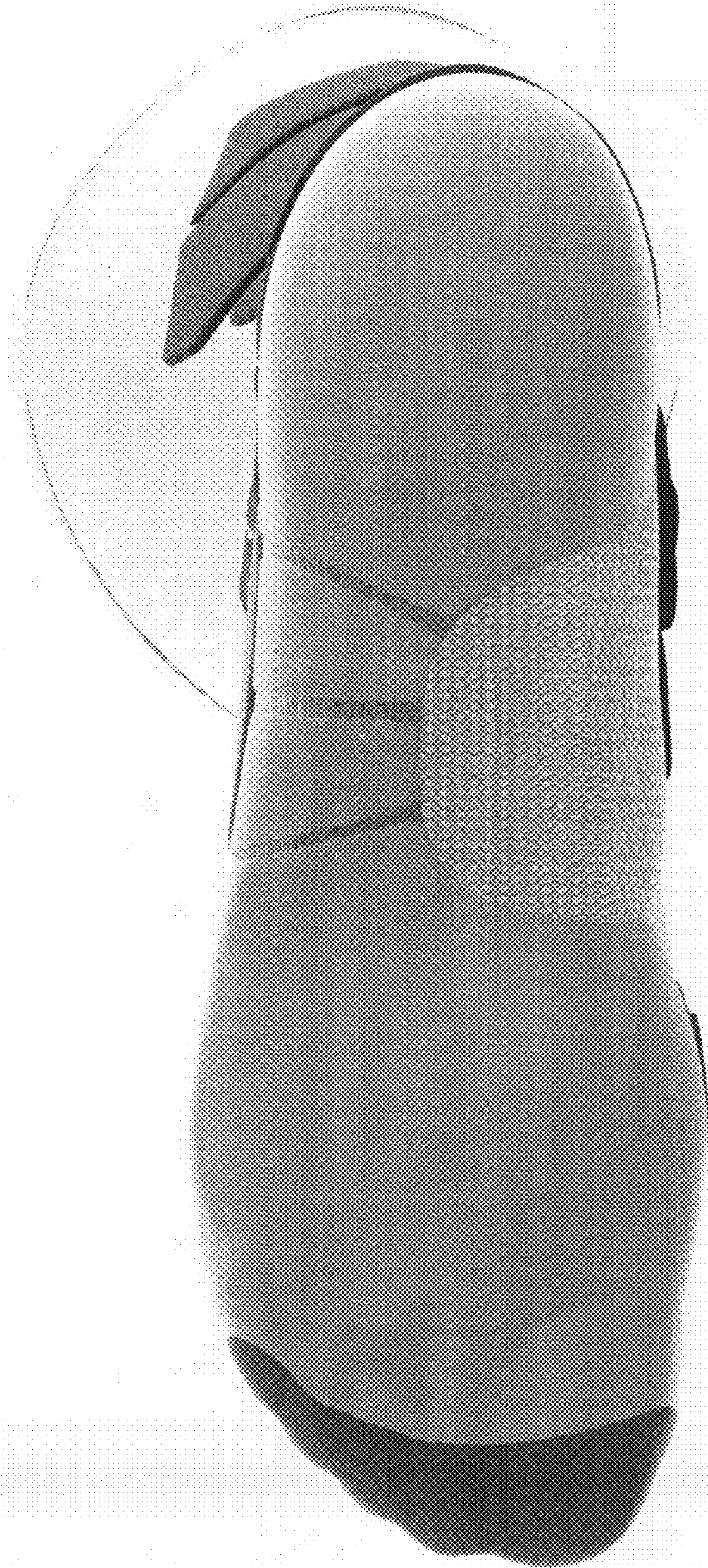


FIG. 9






FIG.10



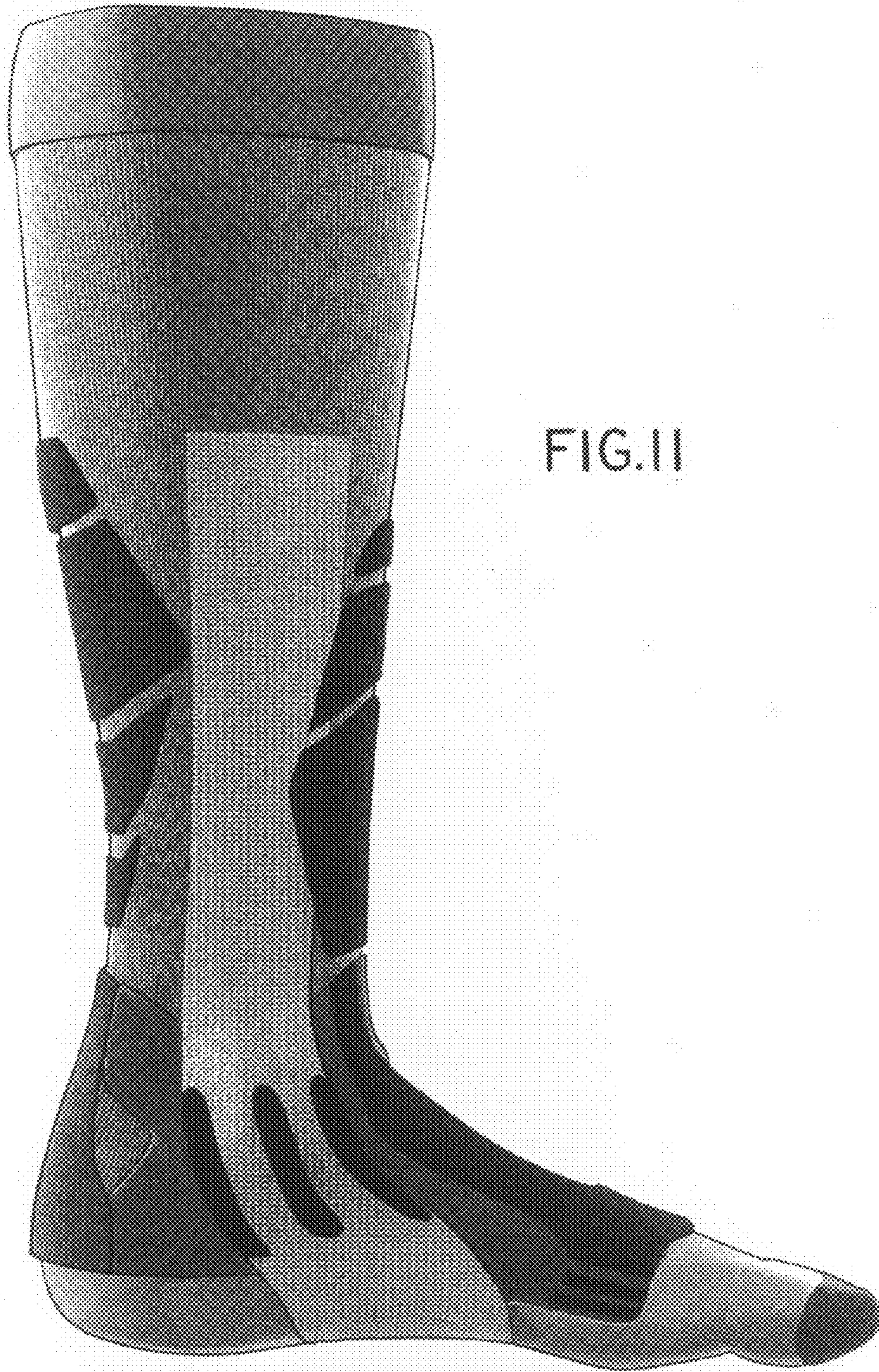


FIG. II



FIG.12

