



US00D627146S

(12) **United States Design Patent**
Kantor et al.

(10) **Patent No.:** **US D627,146 S**
(45) **Date of Patent:** **** Nov. 16, 2010**

(54) **FOOTWEAR ORNAMENT**

(75) Inventors: **Jan Kantor**, Morganville, NJ (US); **Ray Katz**, New York, NY (US)

(73) Assignee: **Design-Italia LLC**, New York, NY (US)

(**) Term: **14 Years**

(21) Appl. No.: **29/339,899**

(22) Filed: **Jul. 9, 2009**

(51) **LOC (9) Cl.** **02-07**

(52) **U.S. Cl.** **D2/976**

(58) **Field of Classification Search** D2/911,
D2/912, 928, 929, 935, 943, 944, 946, 976,
D2/978; D8/356, 383; 24/68 SK, 712.2-712.4
See application file for complete search history.

(56) **References Cited**

U.S. PATENT DOCUMENTS

1,053,974 A *	2/1913	Cohen	36/45
56,727 A	12/1920	Ordway		
57,929 A	5/1921	Pulsifer		
D214,155 S *	5/1969	Aigner	D2/976
D348,347 S *	7/1994	Krajci	D2/976
5,572,777 A *	11/1996	Shelton	24/712
D380,970 S *	7/1997	Phillips et al.	D10/30
D493,361 S *	7/2004	Nezu	D8/383
6,839,944 B1 *	1/2005	Liu	24/712.1
D548,432 S	8/2007	Martin		
D550,430 S	9/2007	Martin, Jr.		
D556,441 S	12/2007	Athouriste		
D601,920 S *	10/2009	Lax	D11/116
D613,938 S *	4/2010	Alexander	D2/976

2008/0086917 A1 4/2008 Carrillo

OTHER PUBLICATIONS

TheWishStar.com—<http://thewishstar.bloggain.se/information/index.xhtm?webgainGropuId=33928&year=2009&month=05>, dated May 5, 2009, accessed Jun. 17, 2010, 1pg.*
<http://www.hiphopbling.com/hiphopshoetags.html>; accessed May 19, 2009; 3 pgs.
<http://www.kickbars.com/index2.html>; accessed Nov. 10, 2009; 1 pg.
http://www.lkcreation.com/good_detail.php?good_id=1899; accessed Oct. 4, 2007; 1pg.

* cited by examiner

Primary Examiner—Stella M Reid

Assistant Examiner—Keli L Hill

(74) *Attorney, Agent, or Firm*—Notaro, Michalos & Zaccaria P.C.

(57) **CLAIM**

The ornamental design for a footwear ornament, as shown and described.

DESCRIPTION

FIG. 1 is a perspective view of a footwear ornament of our new design, showing the footwear ornament on a shoe;

FIG. 2 is a perspective view thereof;

FIG. 3 is a top plan view thereof;

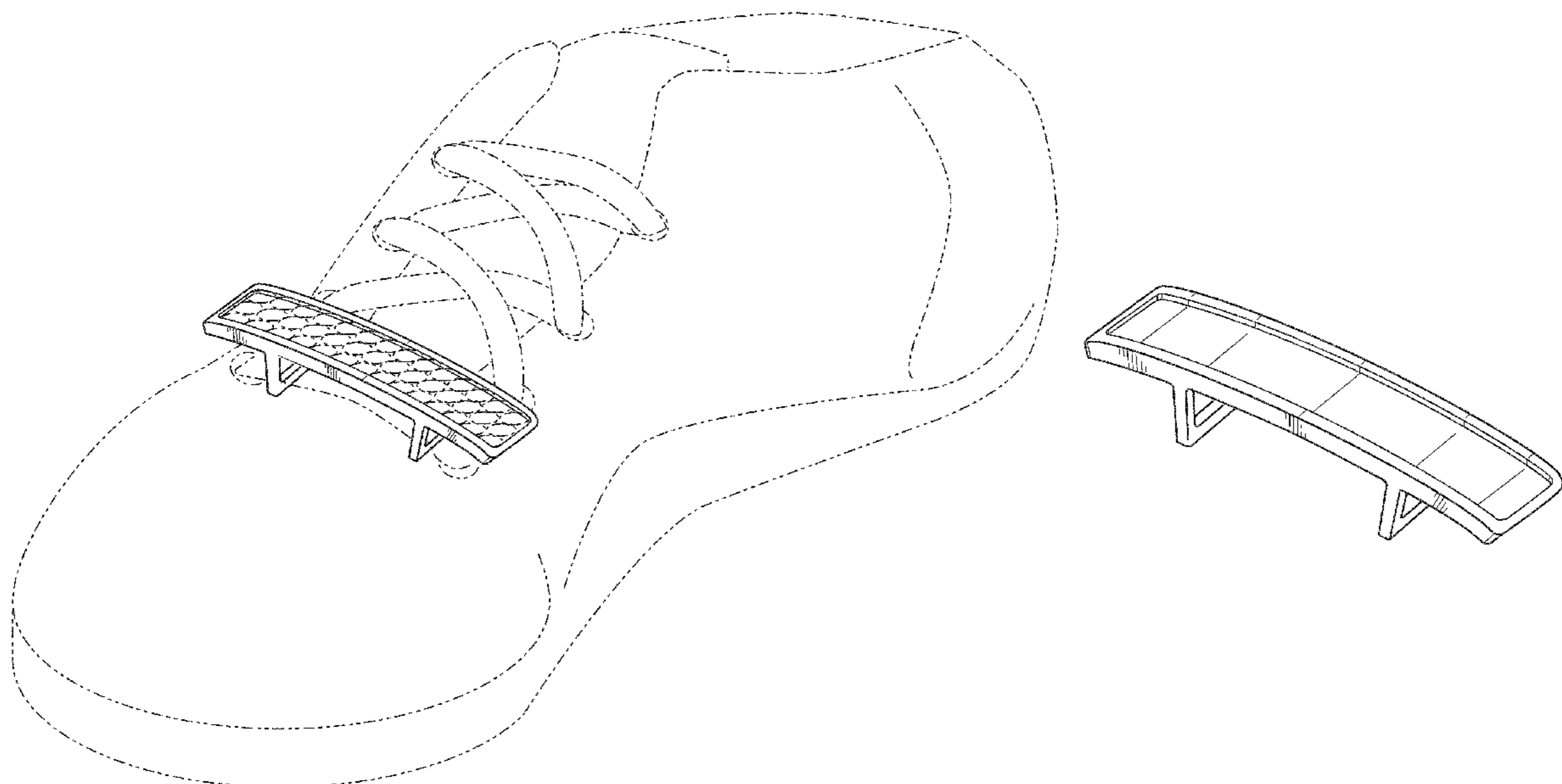
FIG. 4 is a bottom plan view thereof;

FIG. 5 is a front plan view thereof; and,

FIG. 6 is a side view thereof.

Those portions of the drawings which are presented in phantom lines are shown as environment only and form no part of the claimed design.

1 Claim, 2 Drawing Sheets



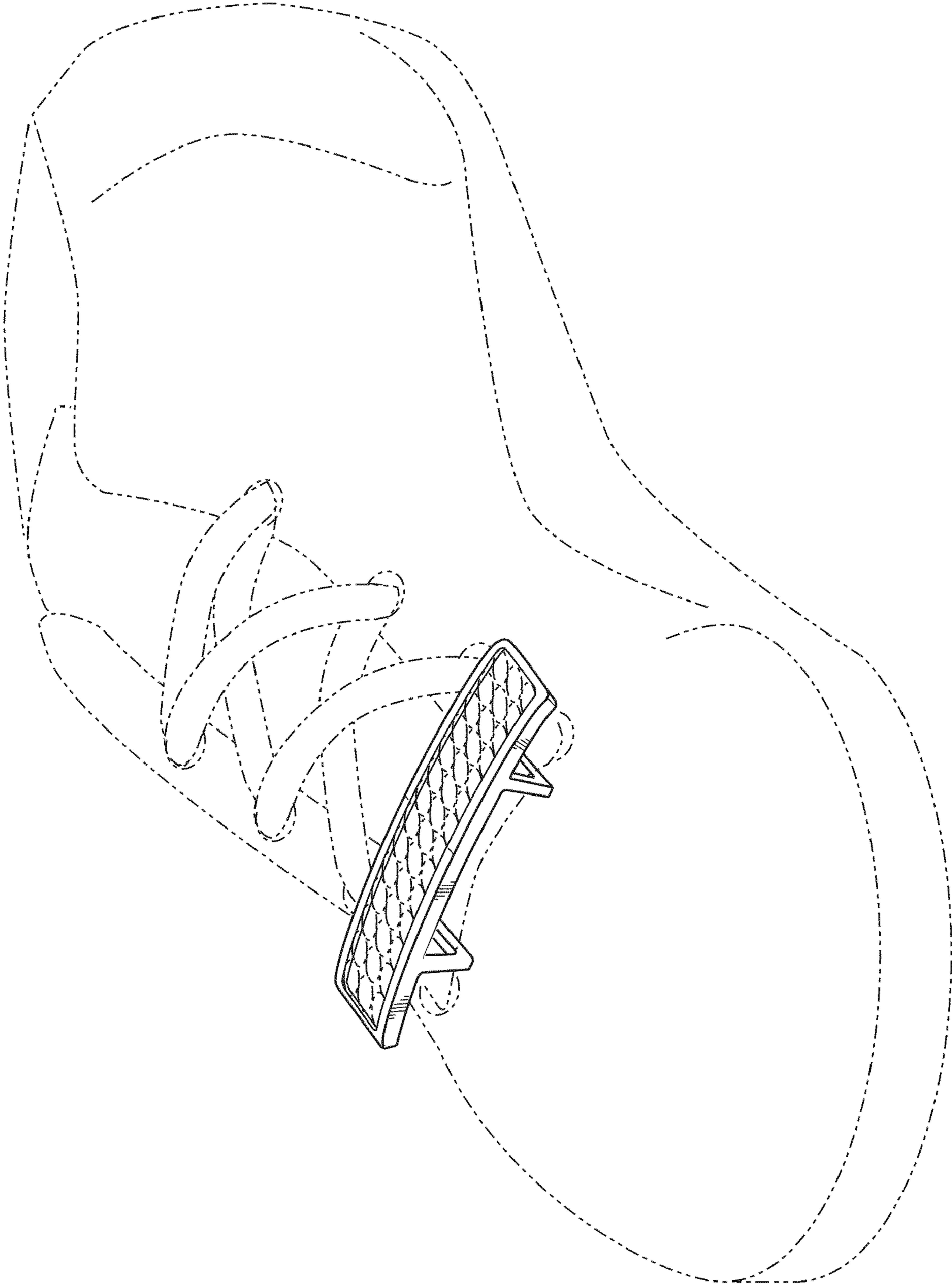


FIG. 1

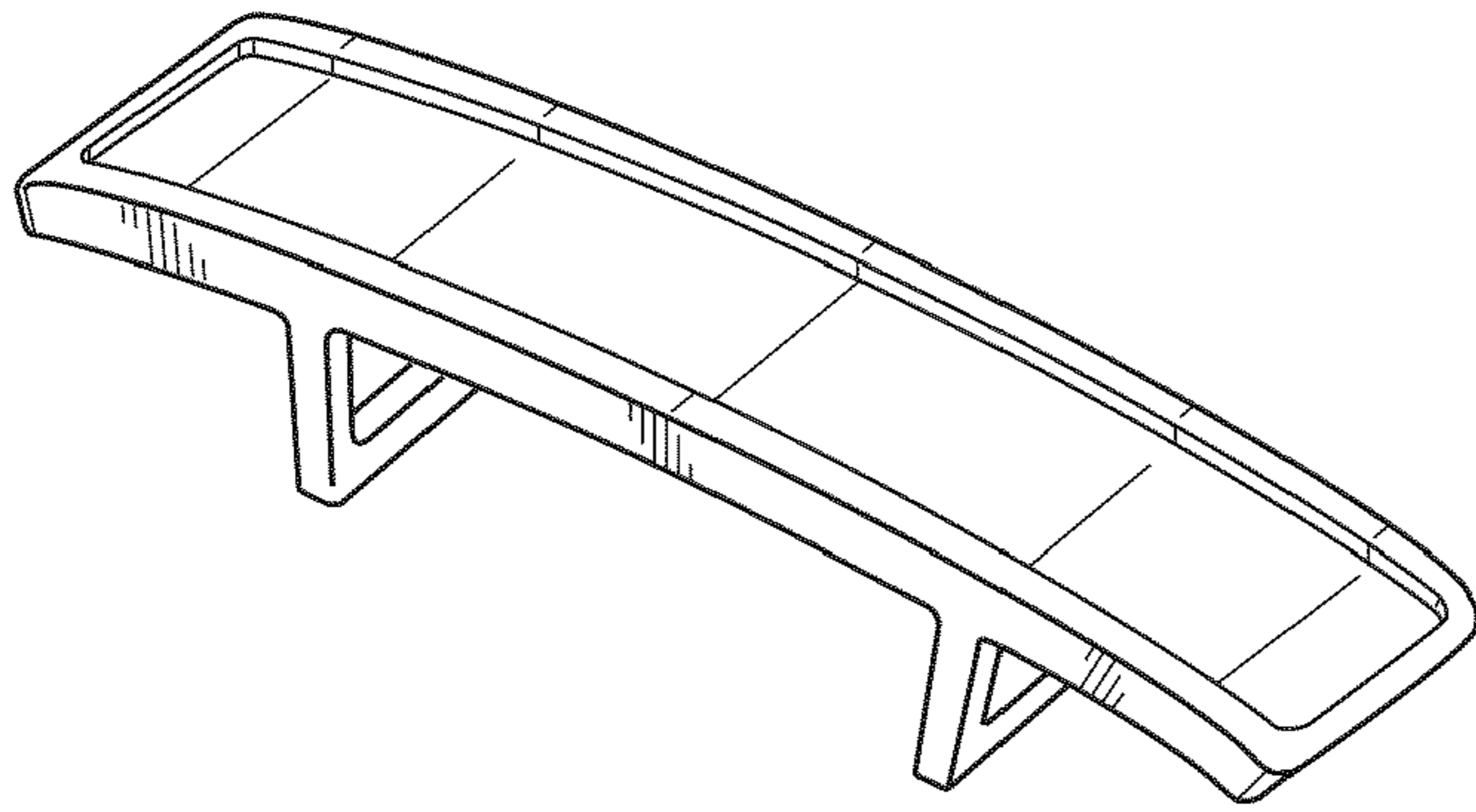


FIG. 2

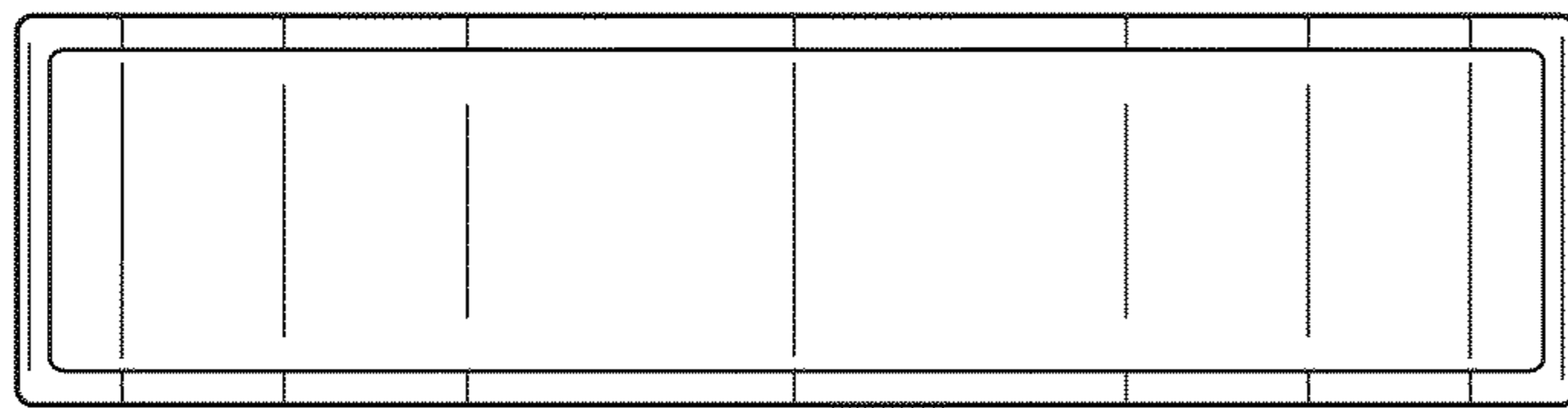


FIG. 3




FIG. 4

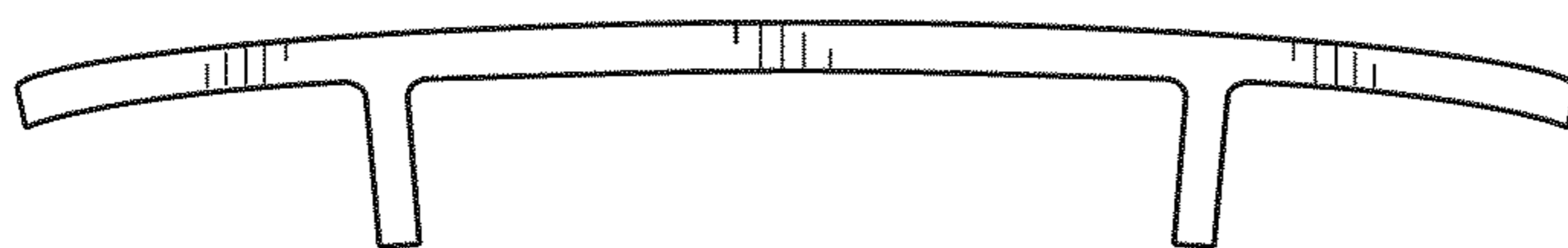


FIG. 5




FIG. 6