



US00D627145S

(12) **United States Design Patent**
McClaskie

(10) **Patent No.:** **US D627,145 S**

(45) **Date of Patent:** **** Nov. 16, 2010**

(54) **SHOE**

(75) Inventor: **Thomas E. McClaskie**, Bethlehem, PA
(US)

(73) Assignee: **Columbia Insurance Company**,
Omaha, NE (US)

(**) Term: **14 Years**

(21) Appl. No.: **29/360,534**

(22) Filed: **Apr. 27, 2010**

(51) **LOC (9) Cl.** **02-04**

(52) **U.S. Cl.** **D2/952; D2/951; D2/953;**
D2/957

(58) **Field of Classification Search** D2/947,
D2/951, 952, 953, 957, 959, 960; 36/3 B,
36/22 R, 24.5, 25 R, 67 A, 59 C, 32, 37; D5/6,
D5/32, 37

See application file for complete search history.

(56) **References Cited**

U.S. PATENT DOCUMENTS

D71,293 S *	10/1926	Meeker	D5/66
D98,494 S *	2/1936	Boysen	D5/24
D367,952 S *	3/1996	Shea	D2/908
D399,341 S	10/1998	Munns		
D459,064 S	6/2002	McClaskie		
D474,584 S *	5/2003	Matis	D2/953
D480,203 S *	10/2003	Matis et al.	D2/952
D495,121 S *	8/2004	McClaskie	D2/952
D495,476 S	9/2004	Recchi		
6,836,979 B2 *	1/2005	Flavio et al.	36/103
D513,839 S *	1/2006	McClaskie	D2/952
D513,840 S *	1/2006	Urie et al.	D2/953
D513,842 S *	1/2006	Paytavi	D2/957
D515,790 S *	2/2006	Romano et al.	D2/952
D530,492 S	10/2006	McClaskie		
D545,534 S	7/2007	McClaskie		
D548,434 S *	8/2007	McClaskie	D2/953
D554,840 S	11/2007	McClaskie		

D557,883 S	12/2007	McClaskie		
D571,087 S	6/2008	Dillenbeck et al.		
D571,088 S *	6/2008	St-Louis et al.	D2/953
D580,137 S *	11/2008	Andersen et al.	D2/952
D586,091 S *	2/2009	Koh	D2/952
D591,942 S	5/2009	McClaskie		
D597,288 S	8/2009	McClaskie		
D603,594 S *	11/2009	McClaskie	D2/953
D608,993 S *	2/2010	McClaskie	D2/952
D608,996 S *	2/2010	McClaskie	D2/952
D611,235 S *	3/2010	McClaskie	D2/952
2004/0098881 A1 *	5/2004	Flavio et al.	36/25 R
2004/0148804 A1 *	8/2004	Romano et al.	36/103
2006/0064899 A1 *	3/2006	Trommer	36/25 R

* cited by examiner

Primary Examiner—Celia A Murphy

(74) *Attorney, Agent, or Firm*—St. Onge Steward Johnston & Reens LLC

(57) **CLAIM**

The ornamental design for a shoe, as shown and described.

DESCRIPTION

FIG. 1 is a bottom perspective view of a shoe in accordance with the new design;

FIG. 2 is a bottom view thereof;

FIG. 3 is a top view thereof;

FIG. 4 is a right side view thereof;

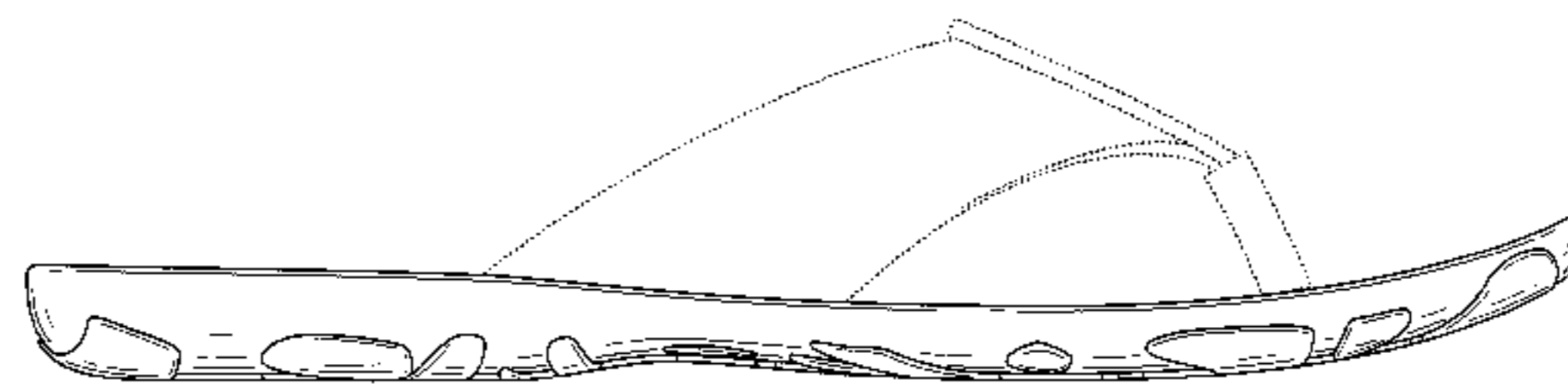
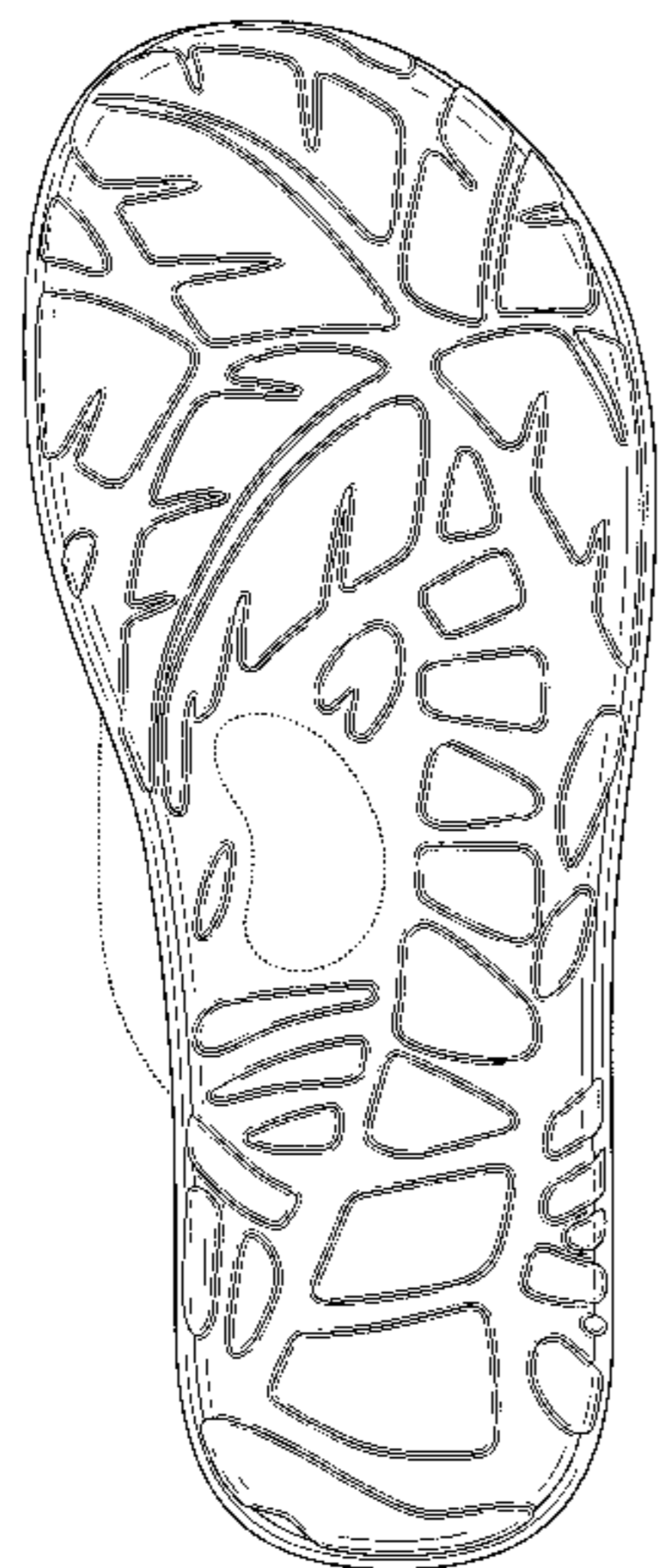
FIG. 5 is a left side view thereof;

FIG. 6 is a front view thereof; and,

FIG. 7 is a rear view thereof.

The shoe upper shown in broken lines in FIGS. 1-7 shows the portions of the article that form no part of the claim. The broken lines shown in each arch area of FIGS. 1 and 2 along with the broken line around the periphery of FIG. 3, represent boundaries of the design with the lines themselves and the areas within them forming no part of the claim.

1 Claim, 6 Drawing Sheets



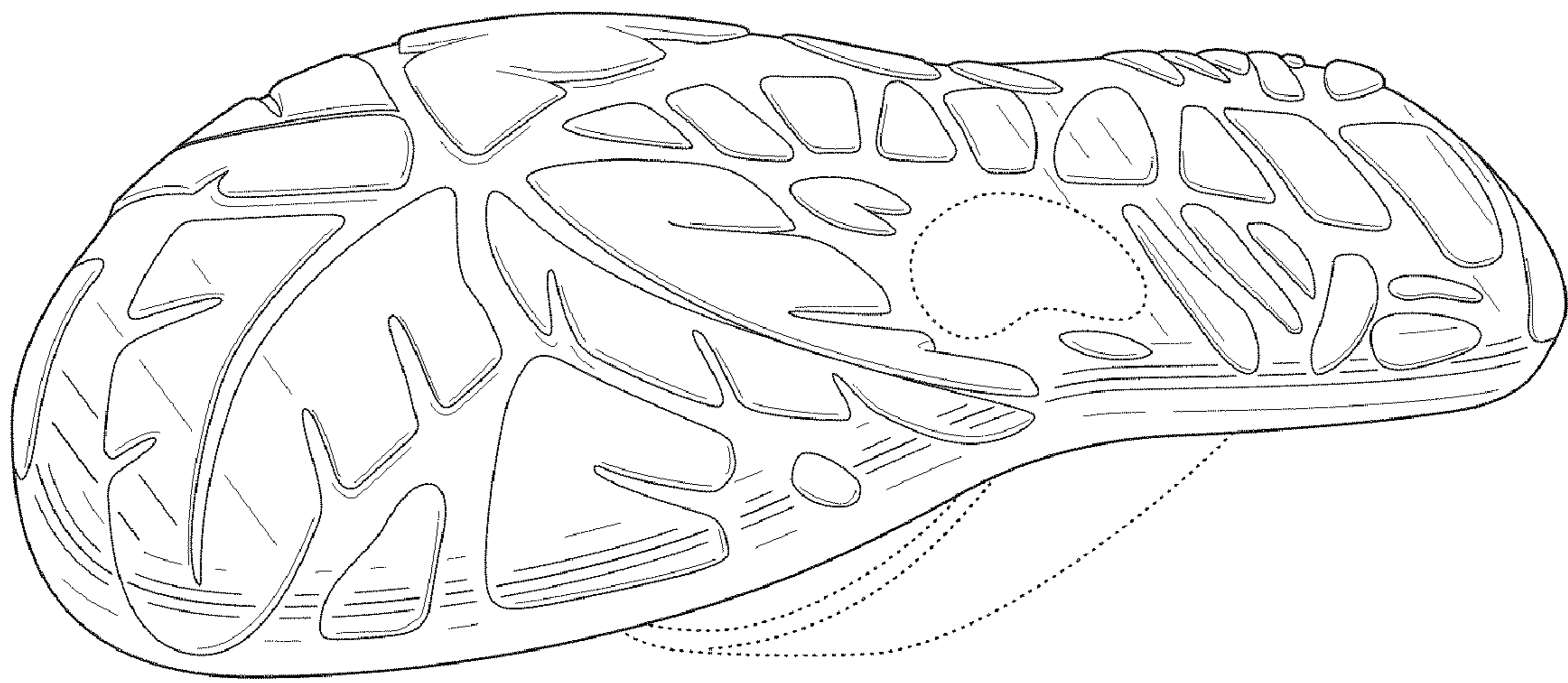


FIG. 1

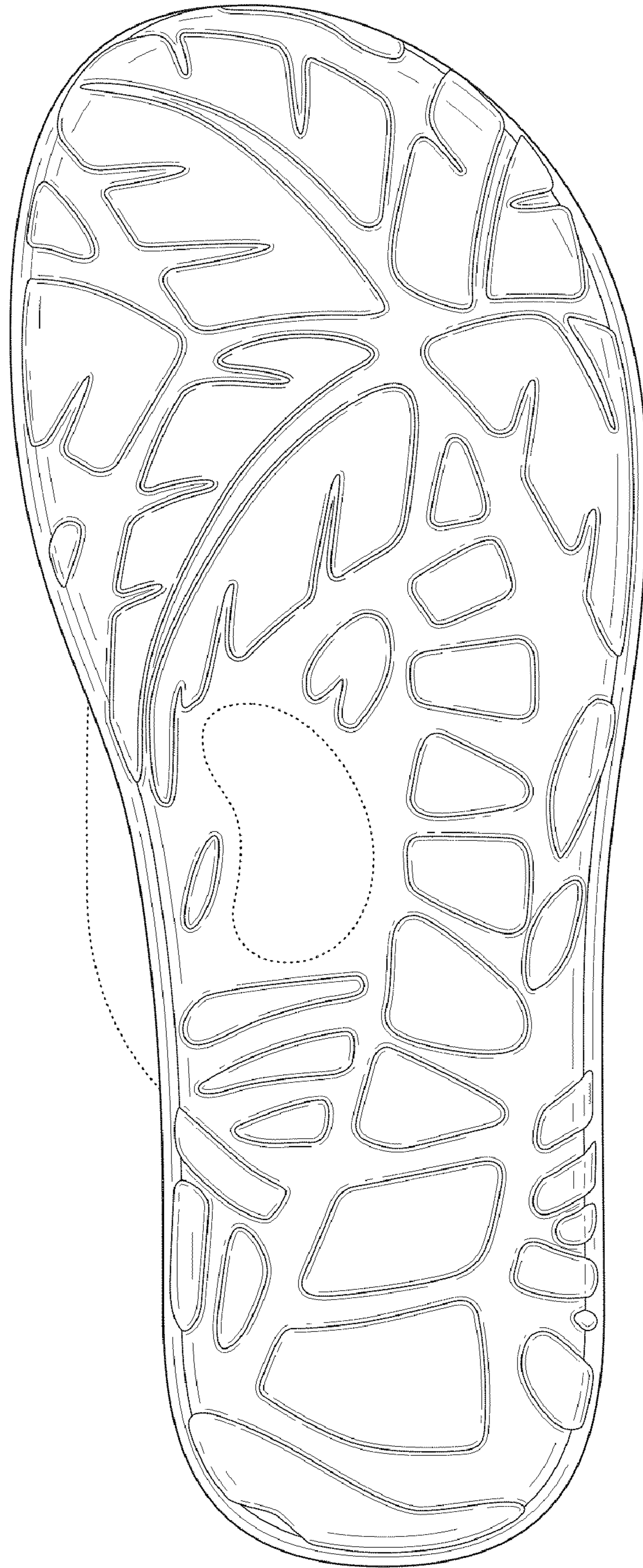


FIG. 2

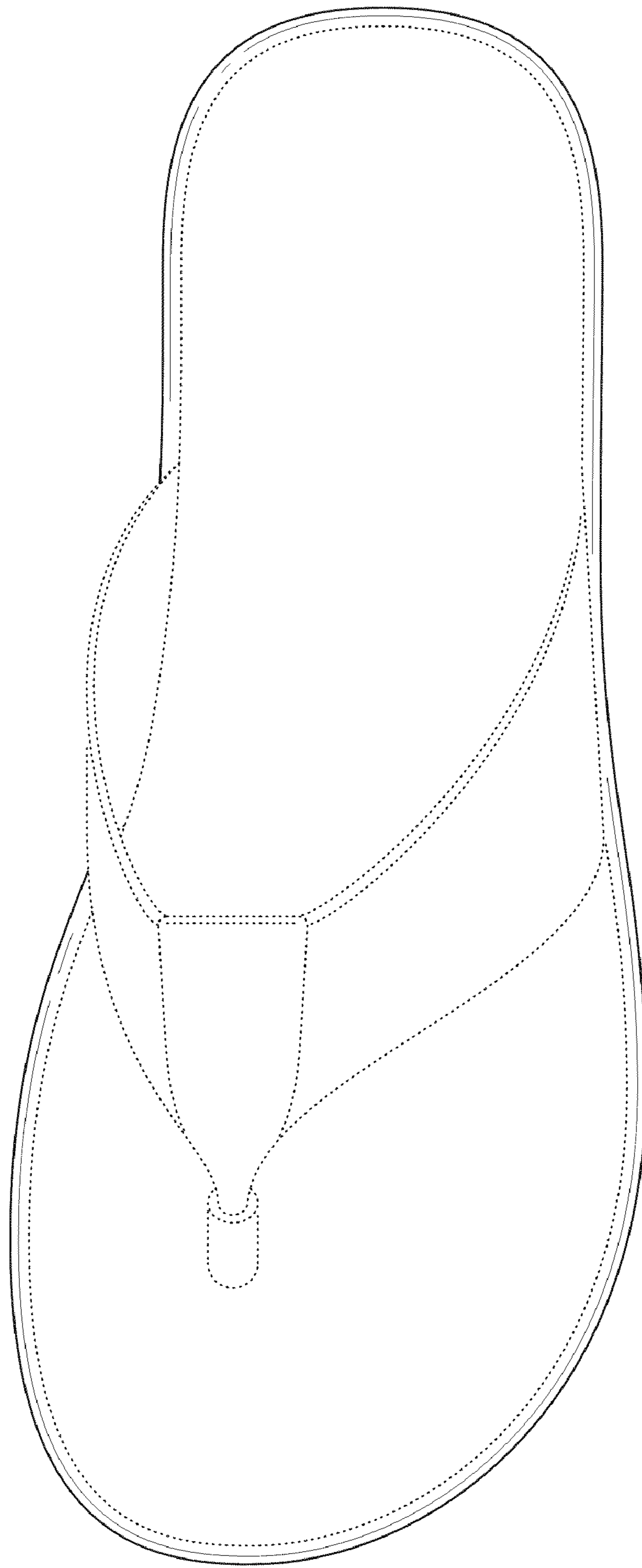


FIG. 3

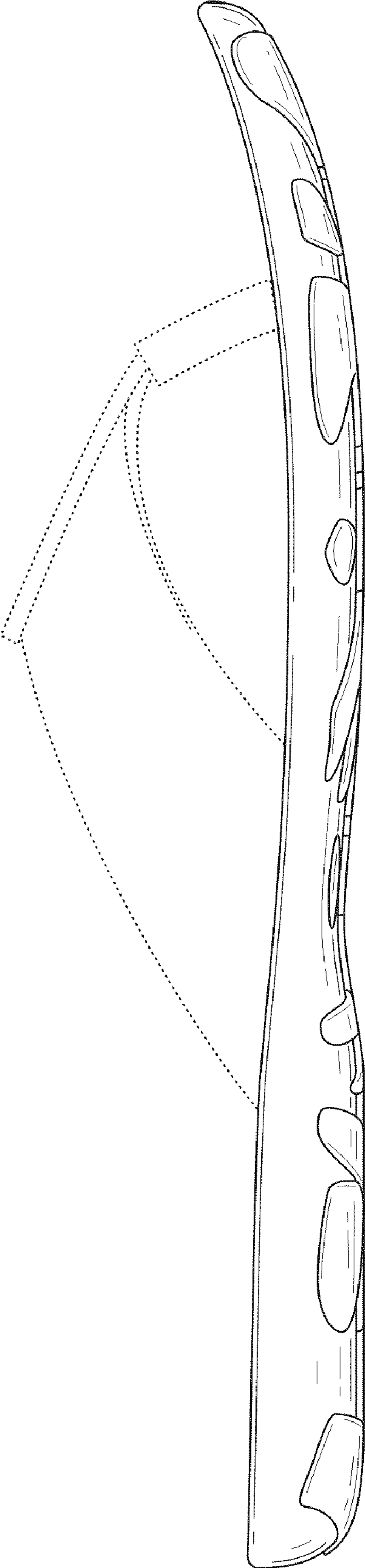


FIG. 4

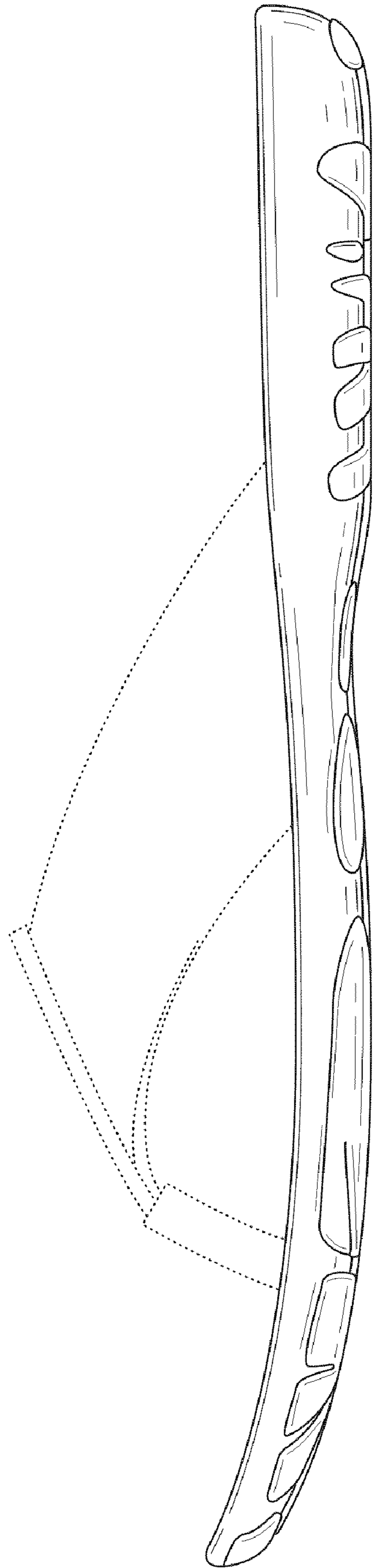


FIG. 5




FIG. 6

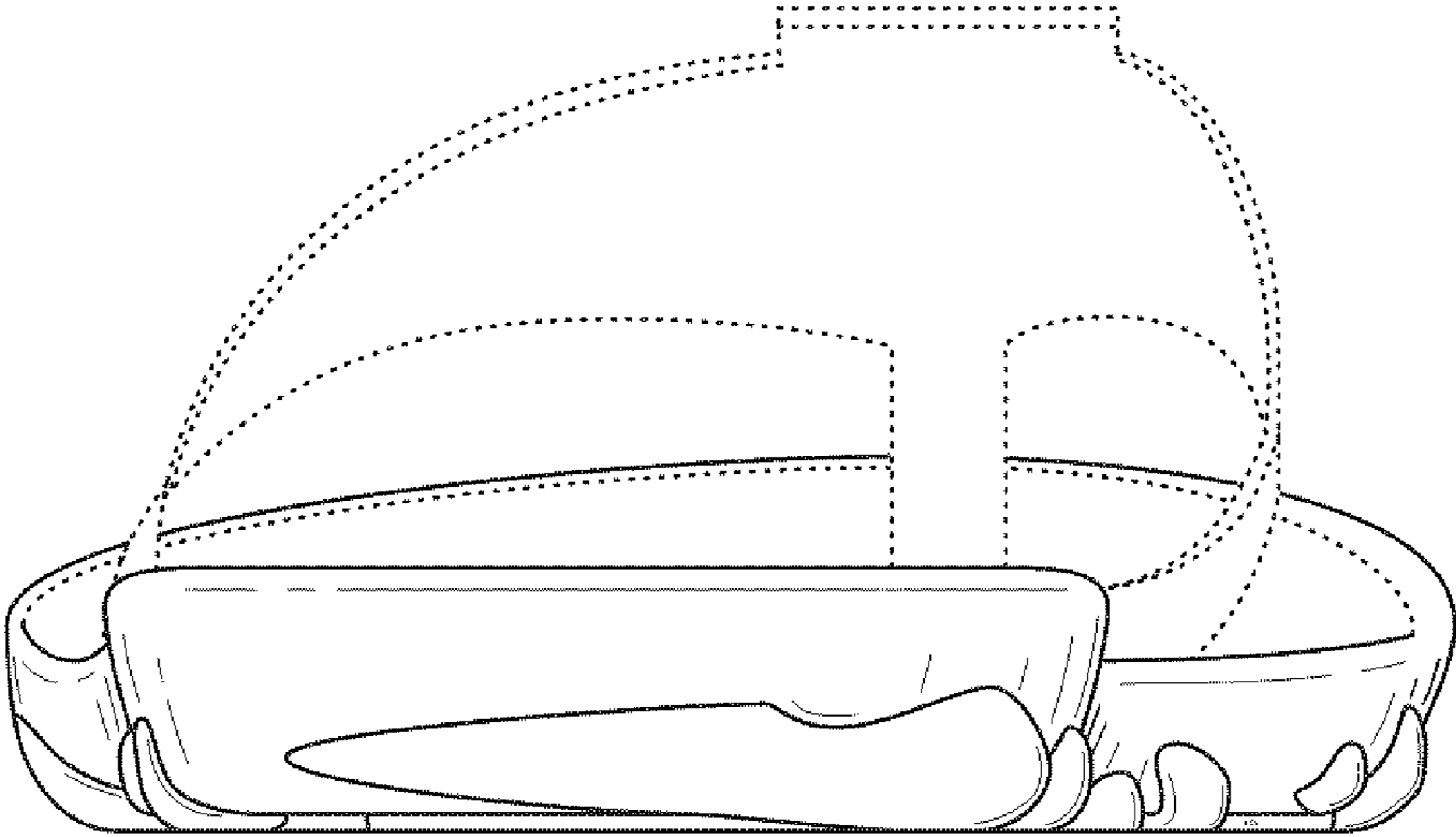


FIG. 7