



US00D627143S

(12) **United States Design Patent**  
**Bizzo**

(10) **Patent No.:** **US D627,143 S**

(45) **Date of Patent:** **\*\* Nov. 16, 2010**

(54) **SHOE SOLE**

(75) Inventor: **Luca Bizzo**, Holmdel, NJ (US)

(73) Assignee: **Aerogroup International Holdings LLC**, Edison, NJ (US)

(\*\*) Term: **14 Years**

(21) Appl. No.: **29/332,524**

(22) Filed: **Feb. 18, 2009**

(51) **LOC (9) Cl.** ..... **02-99**

(52) **U.S. Cl.** ..... **D2/950; D2/946**

(58) **Field of Classification Search** ..... D2/896,  
D2/916-918, 925-942, 946, 950.962, 964,  
D2/965, 969, 971, 977; 36/1, 83, 8.3, 45-58,  
36/11.5

See application file for complete search history.

(56) **References Cited**

**U.S. PATENT DOCUMENTS**

1,944,664	A *	1/1934	Maxcy	.....	36/11.5
D107,859	S *	1/1938	Ferragamo	.....	D2/927
D108,620	S *	3/1938	Ferragamo	.....	D2/927
D112,077	S *	11/1938	Levin	.....	D2/950
2,150,385	A *	3/1939	Maling	.....	36/11.5
2,254,353	A *	9/1941	Cocozella	.....	D2/950
D131,841	S *	3/1942	Feifer	.....	D2/897
D134,193	S *	10/1942	Lipari	.....	D2/950
D135,864	S *	6/1943	McGee	.....	D2/950
D142,507	S *	10/1945	Wolock	.....	D2/927
D146,160	S *	12/1946	Wolock	.....	D2/927
D174,334	S *	3/1955	Langenfeld	.....	D2/950
D174,933	S *	6/1955	Zaher	.....	D2/950
D254,397	S *	3/1980	Finn	.....	D2/916

D254,457	S *	3/1980	Finn	.....	D2/927
D254,997	S *	5/1980	Hanson	.....	D2/950
D255,618	S *	7/1980	Artstein	.....	D2/950
D261,946	S *	11/1981	Trask	.....	D2/950
D265,692	S *	8/1982	Famolare, Jr.	.....	D2/950
D446,914	S *	8/2001	Cockrell	.....	D2/977
D495,481	S *	9/2004	Cohen	.....	D2/964
D545,034	S *	6/2007	Amado et al.	.....	D2/946
D555,890	S *	11/2007	McClaskie	.....	D2/962

\* cited by examiner

*Primary Examiner*—Dominic Simone

(74) *Attorney, Agent, or Firm*—Lackenbach Siegel, LLP;  
Andrew F. Young

(57) **CLAIM**

The ornamental design for a shoe sole, as shown and described.

**DESCRIPTION**

FIG. 1 is a front perspective view of a shoe sole showing my new design.

FIG. 2 is a right side elevational view of the shoe sole of FIG. 1.

FIG. 3 is a left side elevational view of the shoe sole of FIG. 1.


FIG. 4 is a front elevational view of the shoe sole of FIG. 1.

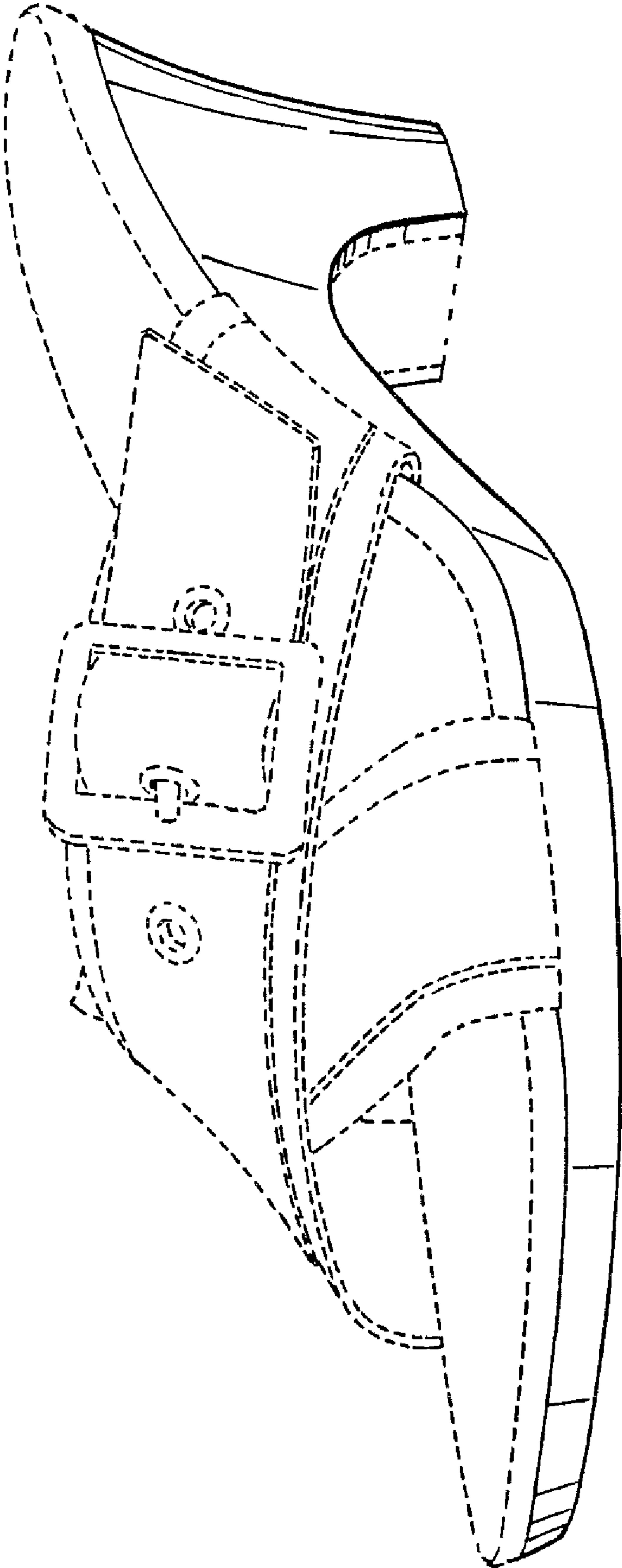
FIG. 5 is a rear elevational view of the shoe sole of FIG. 1; and,

FIG. 6 is a bottom plan view of the shoe sole of FIG. 1.

The broken line showing is for illustrative purposes only and forms no part of the claimed design.

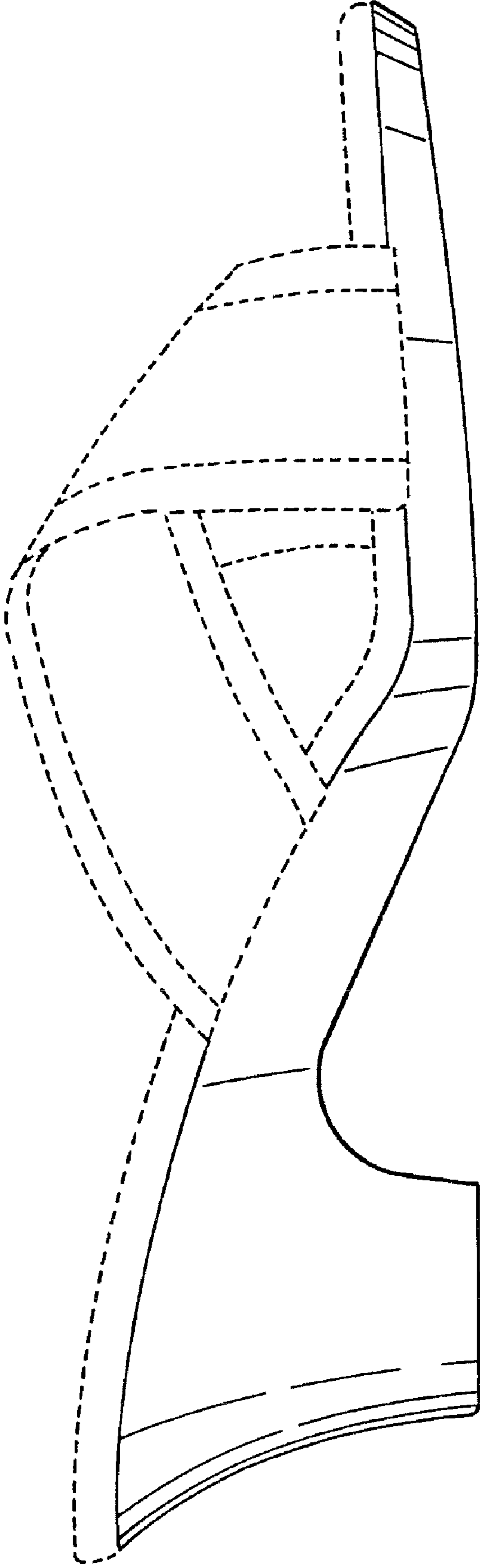
**1 Claim, 5 Drawing Sheets**

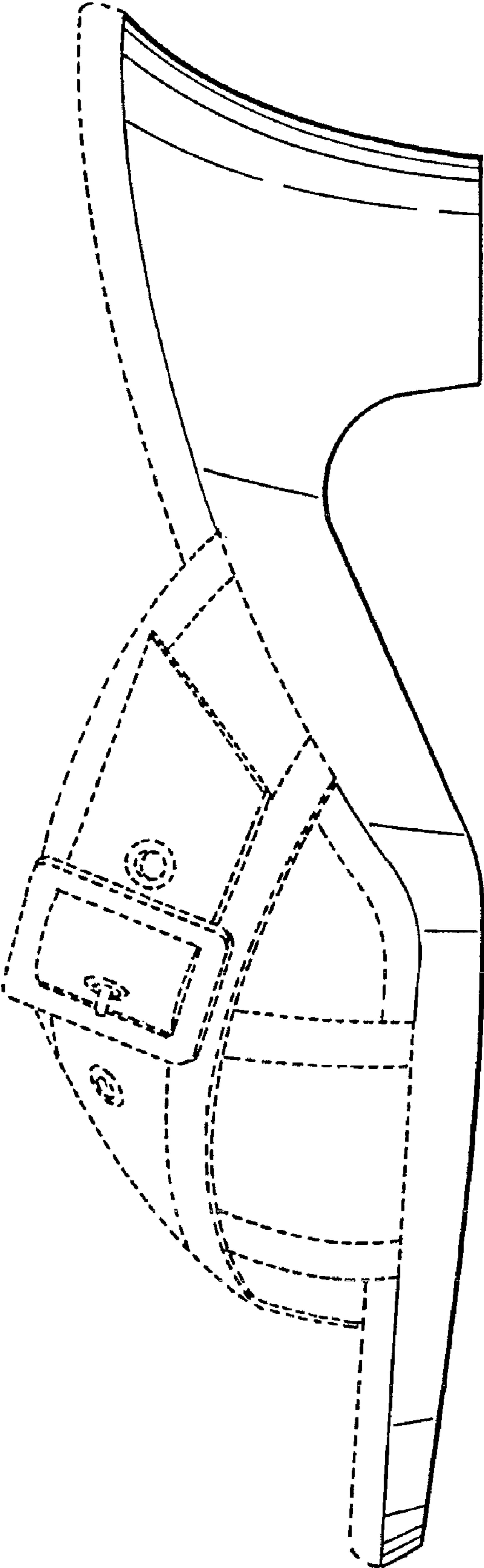




**Fig. 1**

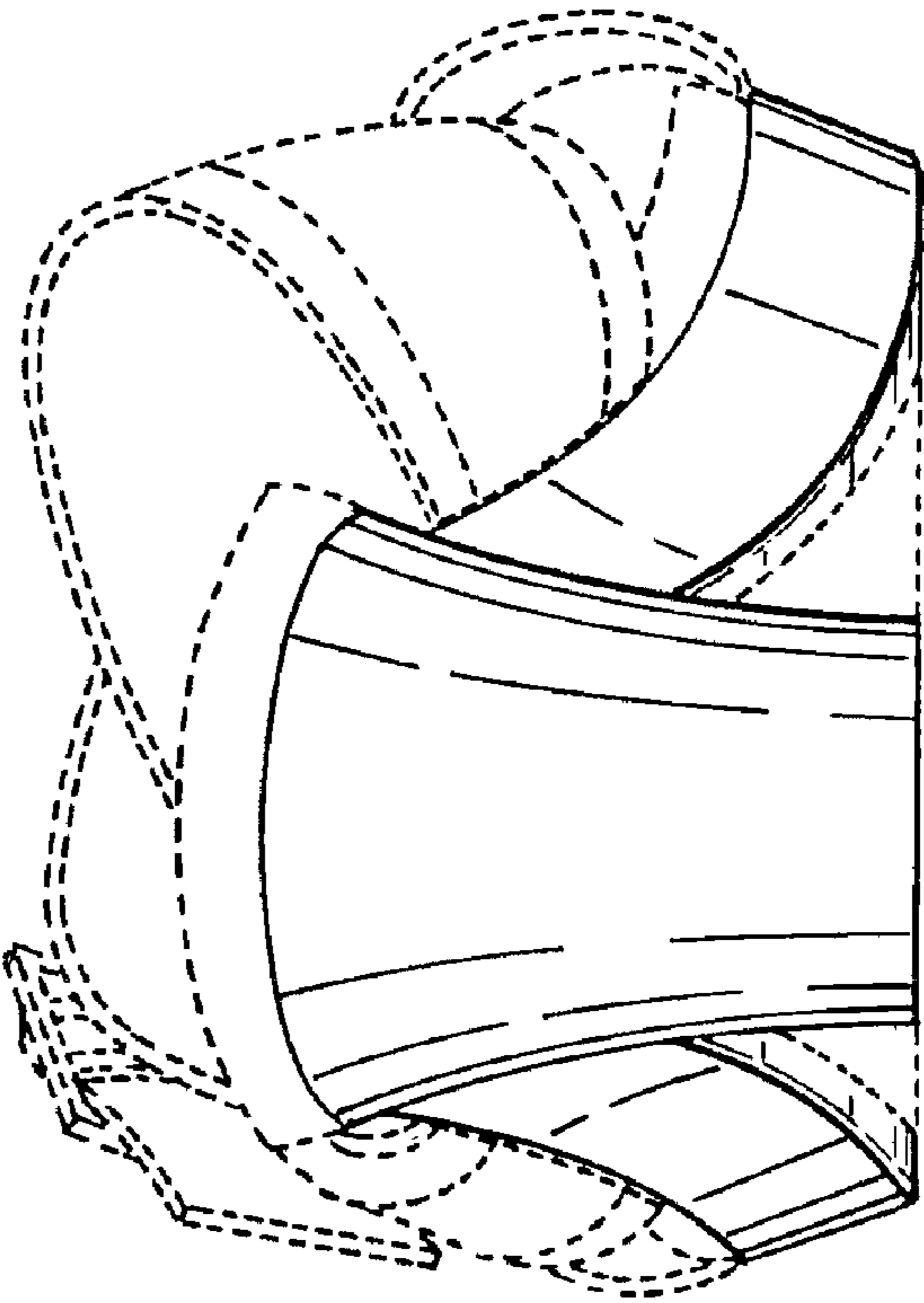
**Fig. 2**



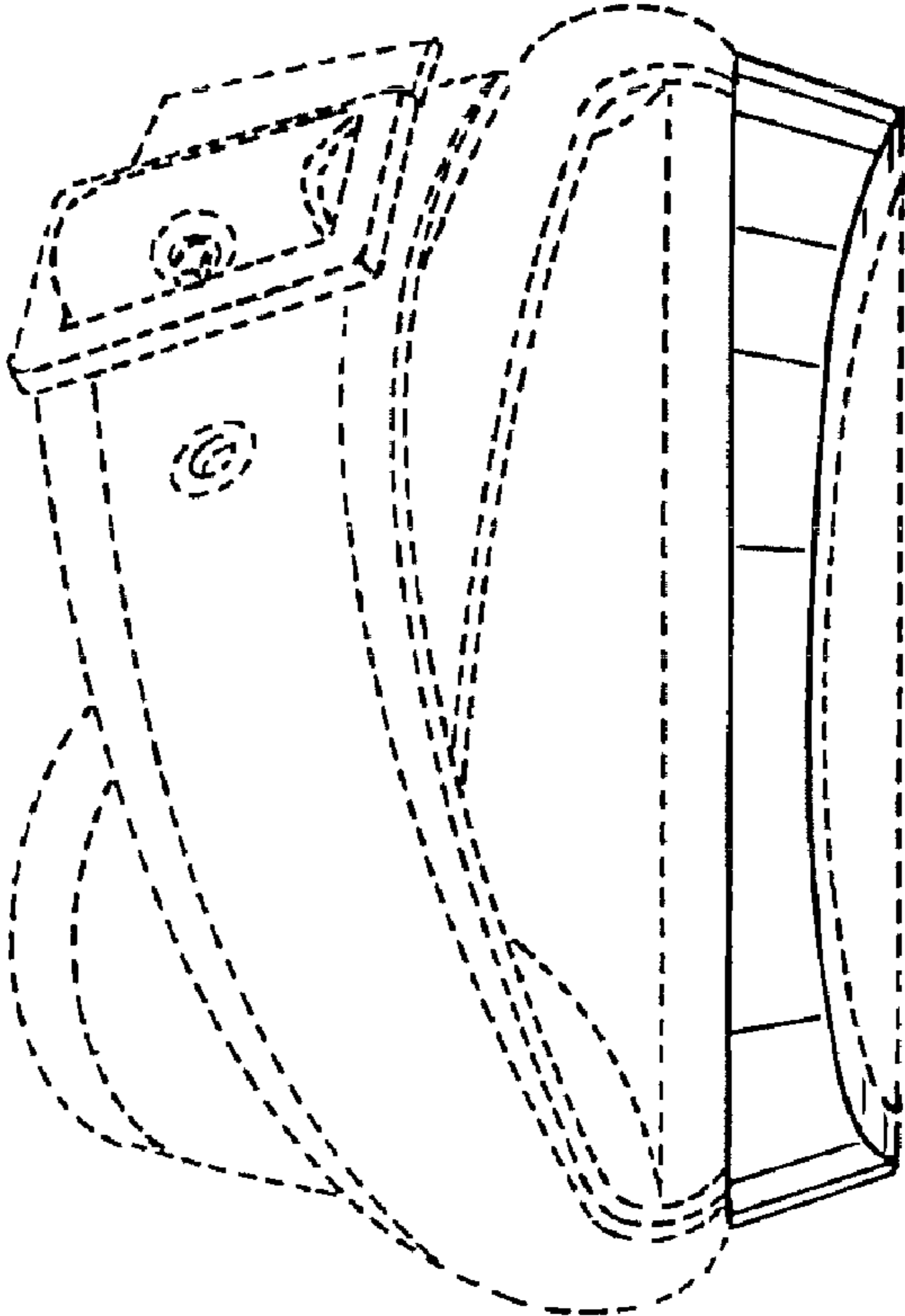


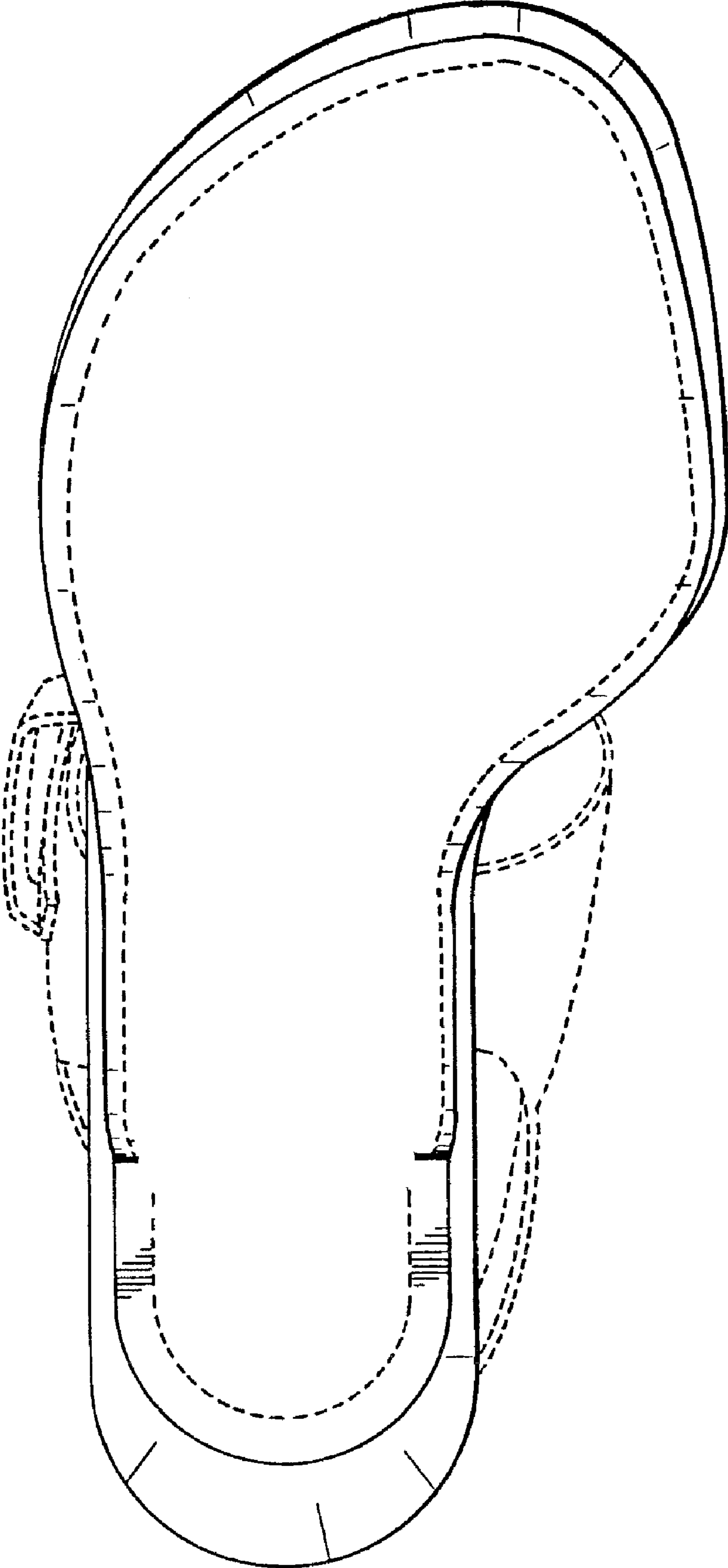
**Fig. 3**

**Fig. 5**



**Fig. 4**





**Fig. 6**