



US00D627132S

(12) **United States Design Patent**
Morikawa

(10) **Patent No.:** **US D627,132 S**
(45) **Date of Patent:** **** Nov. 16, 2010**

(54) **SHOE HORN**

6,698,997 B2 * 3/2004 Arne et al. 414/502
2002/0139819 A1 * 10/2002 Ferraioli 223/111

(75) Inventor: **Naoki Morikawa**, Hyogo (JP)

FOREIGN PATENT DOCUMENTS

(73) Assignee: **Sakura Sangyo Co., Ltd.**, Himeji-Shi,
Osaka (JP)

JP D1062733 S 11/1999
JP D1063751 S 12/1999
JP D1270408 S 3/2006

(**) Term: **14 Years**

* cited by examiner

(21) Appl. No.: **29/337,326**

Primary Examiner—T. Chase Nelson
Assistant Examiner—Kathleen M Sims

(22) Filed: **May 19, 2009**

(74) *Attorney, Agent, or Firm*—Smith Patent Office

(30) **Foreign Application Priority Data**

(57) **CLAIM**

Apr. 24, 2009 (JP) 2009-009563

I claim the ornamental design for a shoe horn, as shown and described.

(51) **LOC (9) Cl.** **07-99**

(52) **U.S. Cl.** **D2/642**

(58) **Field of Classification Search** D2/641–643;
223/111, 113, 118, 119

See application file for complete search history.

DESCRIPTION

FIG. 1 is a front perspective view of a shoe horn showing my new design;

FIG. 2 is a front elevation view thereof;

FIG. 3 is a rear elevational view thereof;

FIG. 4 is a top plan view thereof;

FIG. 5 is a bottom plan view thereof;

FIG. 6 is a left view thereof; and,


FIG. 7 is a right view thereof.

(56) **References Cited**

U.S. PATENT DOCUMENTS

3,436,000 A * 4/1969 Batista 223/118
D224,385 S * 7/1972 Lewis D2/868
D265,695 S * 8/1982 Ciavarella D3/18
D310,908 S * 10/1990 Santore D2/642
D427,418 S * 7/2000 Huang et al. D2/642
D448,141 S * 9/2001 Huang D2/642

1 Claim, 7 Drawing Sheets



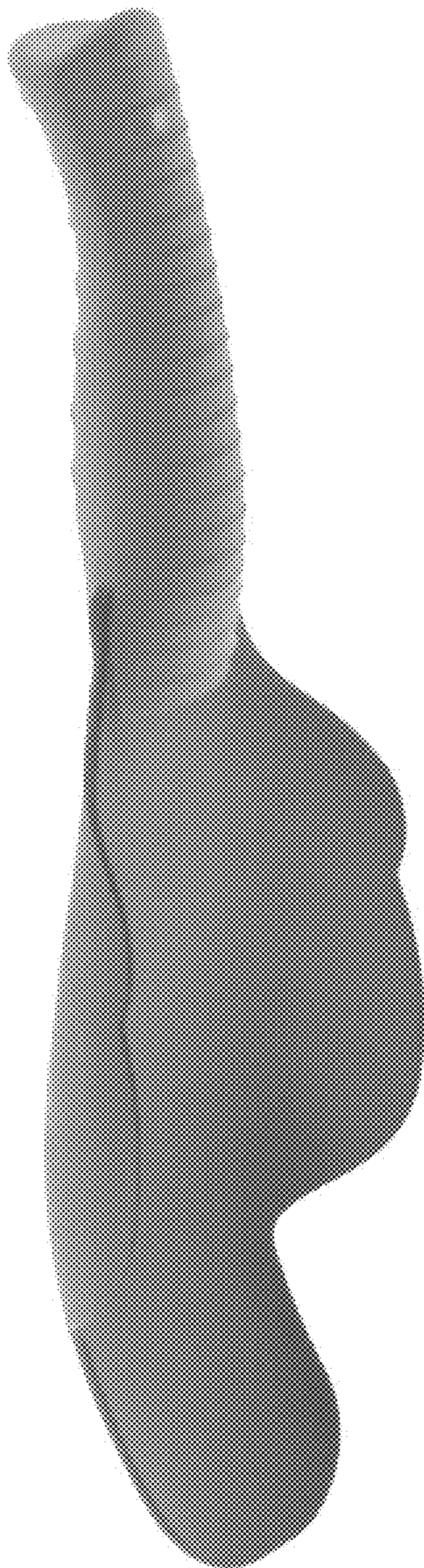


FIG. 1



FIG. 2



FIG. 3




FIG. 4




FIG. 5




FIG. 6




FIG. 7