



US00D627131S

(12) **United States Design Patent**
Adams et al.

(10) **Patent No.:** **US D627,131 S**
(45) **Date of Patent:** **** Nov. 16, 2010**

(54) **DRINKING GLOVE**

(76) Inventors: **Brian Adams**, 5106 Sundown St., Lago Vista, TX (US) 78645; **Robert A. Stoops**, 38 Castle Hill Dr., Westfield, MA (US) 01085

(**) Term: **14 Years**

(21) Appl. No.: **29/357,284**

(22) Filed: **Mar. 10, 2010**

Related U.S. Application Data

(63) Continuation of application No. 11/799,731, filed on May 2, 2007.

(51) **LOC (9) Cl.** **07-06**

(52) **U.S. Cl.** **D2/625**

(58) **Field of Classification Search** D7/619.1-625, D7/603-608, 628; D29/113, 117, 123; 2/160, 2/247; 224/218; 62/457.1-457.9, 529, 530; 220/737, 739, 902, 903

See application file for complete search history.

References Cited

U.S. PATENT DOCUMENTS

- 1,583,041 A * 5/1926 Herrick 224/218
- 1,640,004 A * 8/1927 Lundblad 2/160
- 2,294,997 A 9/1942 Merrion
- 2,432,325 A * 12/1947 McDougall 2/160
- 3,629,867 A 12/1971 Taylor
- D227,531 S * 7/1973 Berger D7/517
- 4,414,692 A 11/1983 Dzierson
- 4,447,912 A 5/1984 Morrow

- 4,504,980 A 3/1985 Butcher
- D284,806 S * 7/1986 Dzierson et al. D7/619.2
- 4,805,238 A 2/1989 Crafts
- 4,894,866 A 1/1990 Walker
- 5,003,637 A * 4/1991 Lonon 2/160
- 5,088,121 A 2/1992 Wallace
- D329,175 S * 9/1992 Harber D7/620
- 5,337,907 A 8/1994 McKenzie
- 6,000,058 A * 12/1999 Iselin 2/160
- 6,019,245 A * 2/2000 Foster et al. 220/739
- D485,733 S * 1/2004 Stuart D7/625
- D506,105 S * 6/2005 Cox D7/625
- D513,937 S * 1/2006 Cox D7/606
- D531,859 S * 11/2006 Bogumil et al. D7/625
- D543,789 S * 6/2007 Gilley et al. D7/606

* cited by examiner

Primary Examiner—Terry A Wallace

(74) *Attorney, Agent, or Firm*—Doherty Wallace Pillsbury and Murphy

(57) **CLAIM**

The ornamental design for a drinking glove, as shown and described.

DESCRIPTION

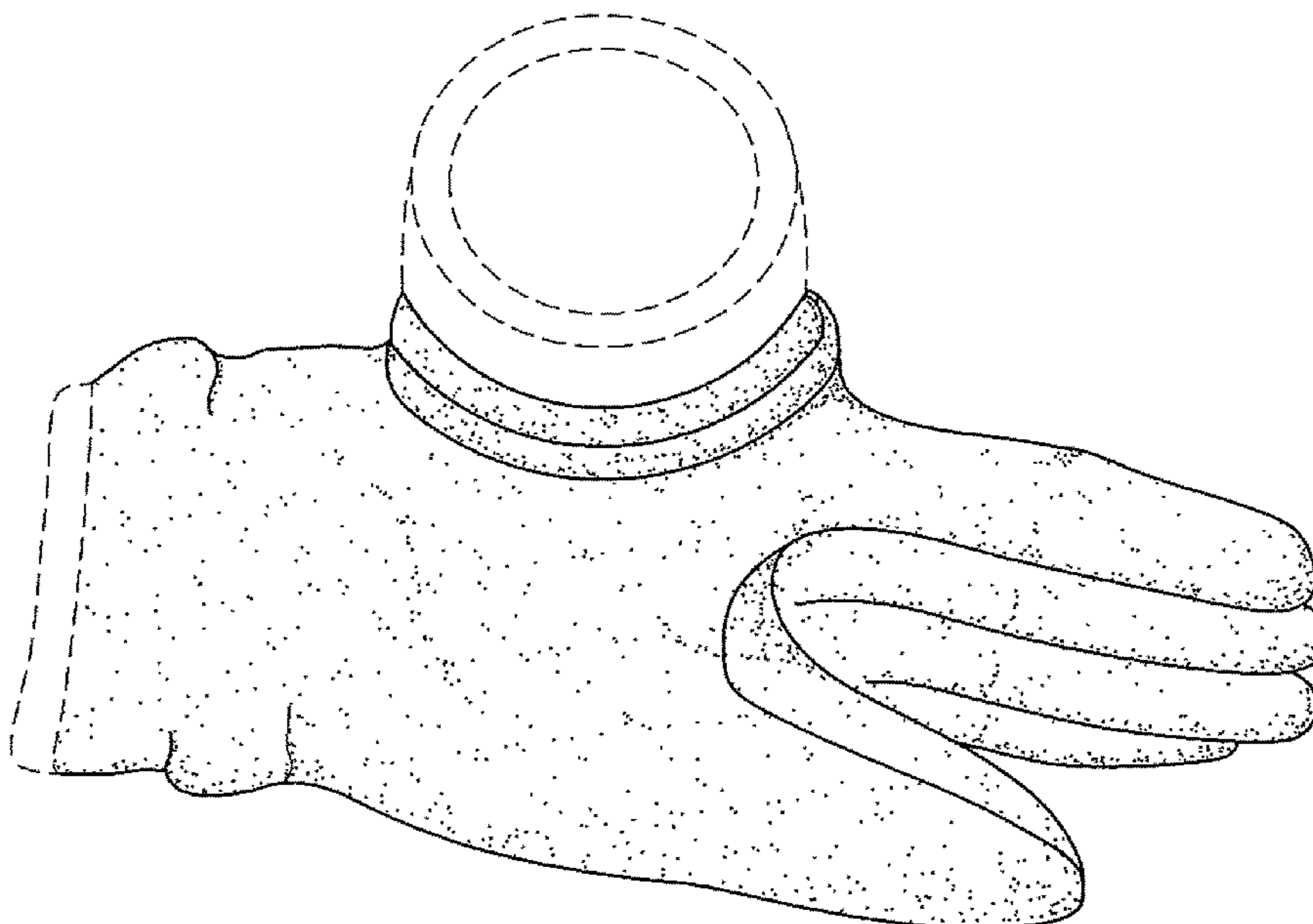
FIG. 1 is a perspective view of the drinking glove;

FIG. 2 is a front (palm side) view of the drinking glove; and,

FIG. 3 is a back view of the drinking glove.

Applicant explicitly disclaims the left side view of the drinking glove of the present invention. The dashed lines in FIGS. 1-3 are included for the purpose of illustrating the invention in use, and form no part of the claimed design.

1 Claim, 3 Drawing Sheets



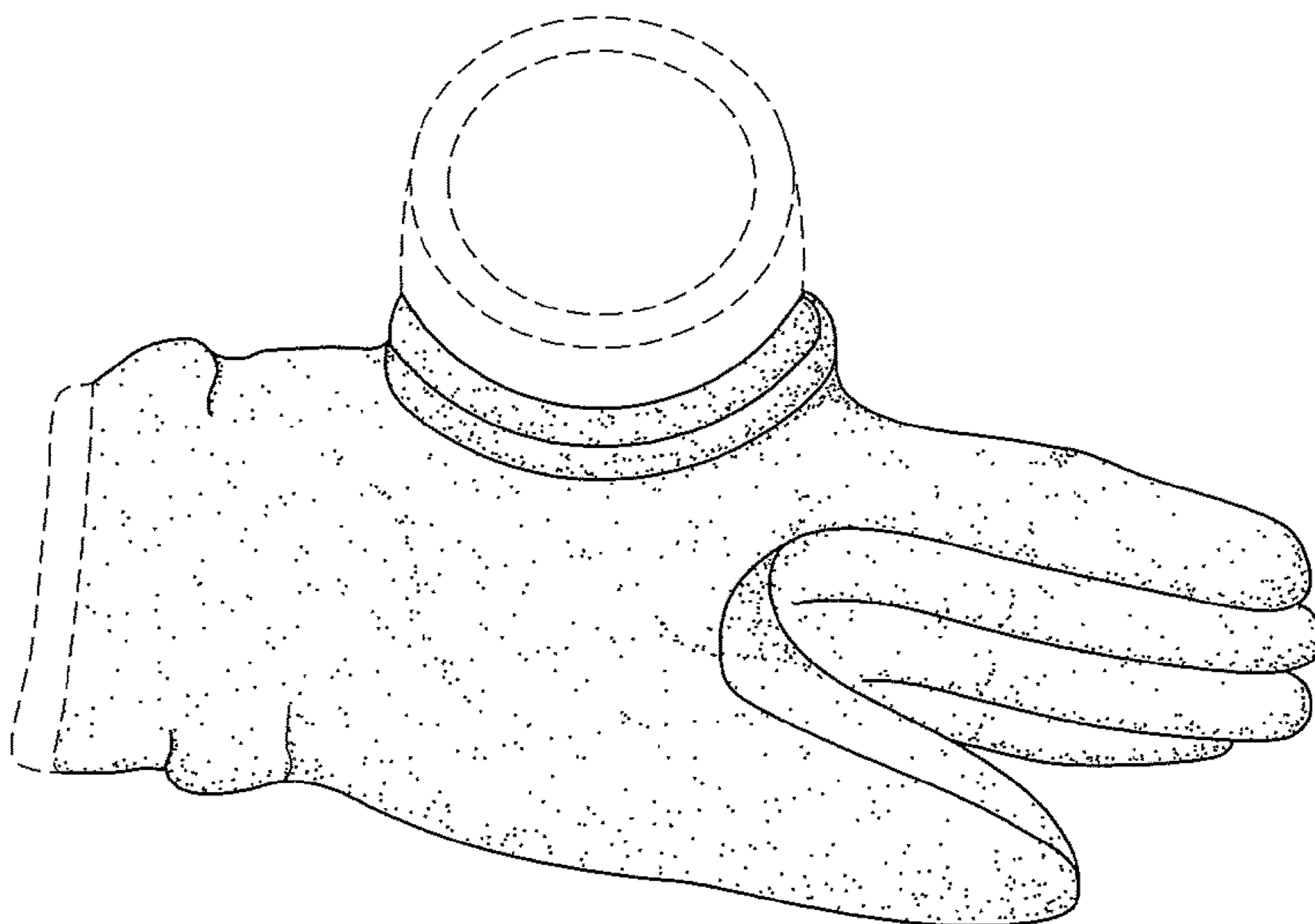


FIG. 1

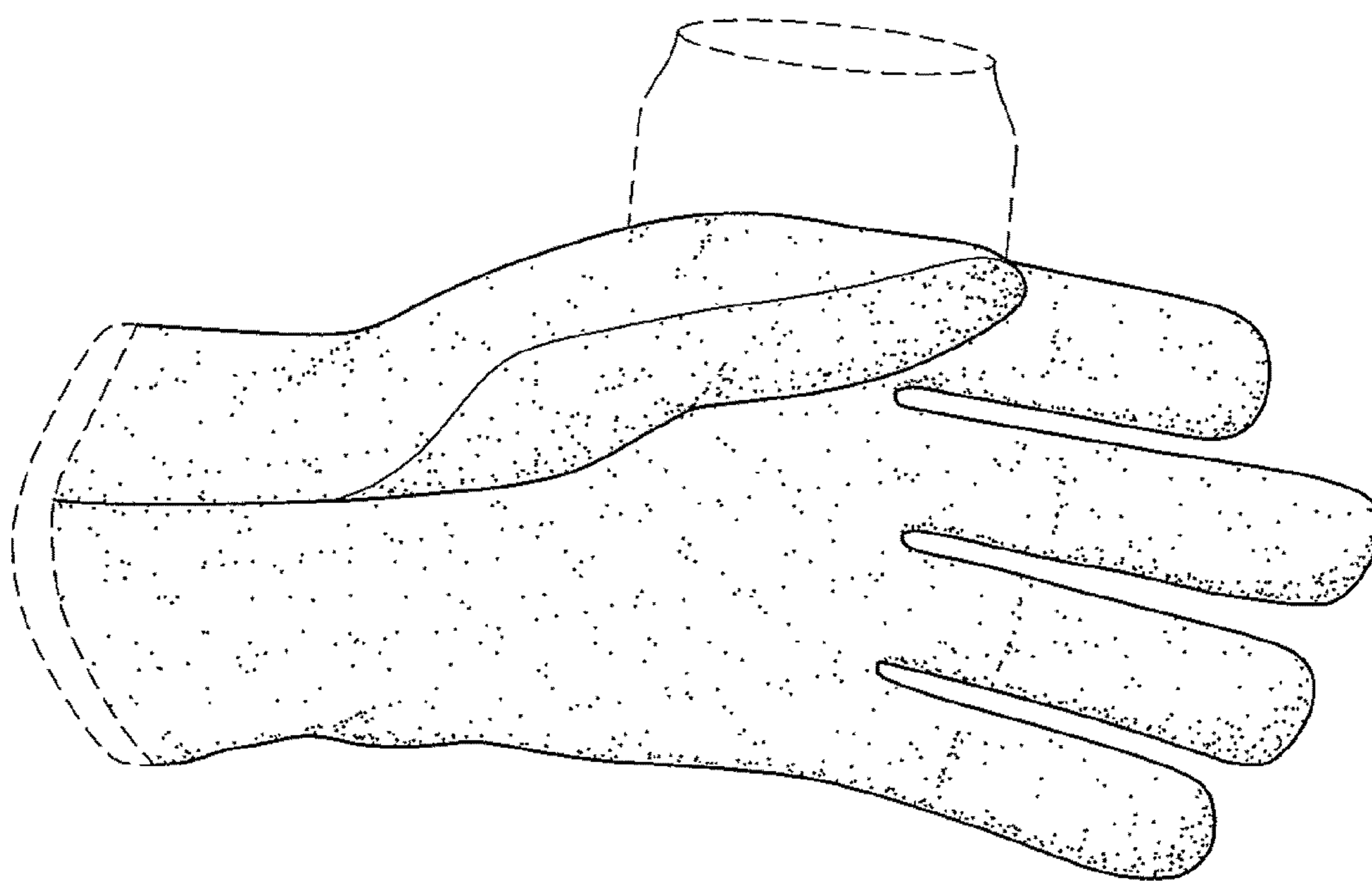


FIG. 2

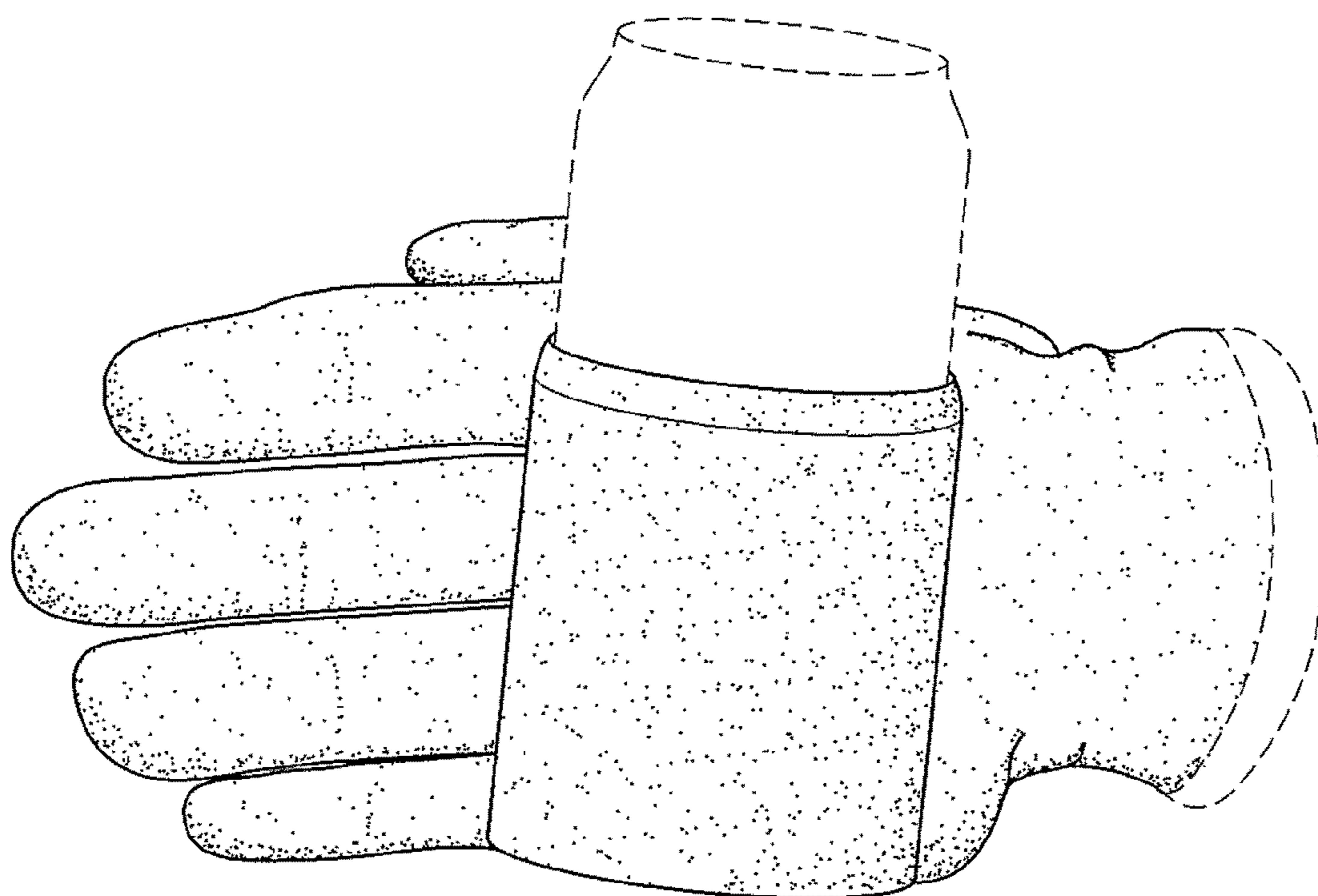


FIG. 3