



US00D627130S

(12) **United States Design Patent**
Postulart et al.

(10) **Patent No.:** **US D627,130 S**

(45) **Date of Patent:** **** Nov. 16, 2010**

(54) **DECORATIVE SCARF**

(76) Inventors: **Samantha Gibson Postulart**, 118-10
194th St., St. Albans, NY (US) 11412;
Americk Lewis Decoursey, 118-10
194th St., St. Albans, NY (US) 11412

(**) Term: **14 Years**

(21) Appl. No.: **29/342,555**

(22) Filed: **Aug. 27, 2009**

(51) **LOC (9) Cl.** **02-05**

(52) **U.S. Cl.** **D2/500**

(58) **Field of Classification Search** D2/500–508,
D2/600–603, 825, 831, 845, 865–866, 874;
2/46, 91–92, 171, 202–203, 206–207
See application file for complete search history.

(56) **References Cited**

U.S. PATENT DOCUMENTS

D109,689	S *	5/1938	Atwood	D2/825
D135,632	S *	5/1943	Renke	D2/825
3,968,521	A *	7/1976	Bashlow	2/203
4,972,520	A *	11/1990	Grilliot et al.	2/5
5,007,115	A *	4/1991	Denbow et al.	2/208
5,090,054	A *	2/1992	Grilliot et al.	2/5
5,109,549	A *	5/1992	Mattinson	2/202
D406,936	S *	3/1999	Sivret et al.	D2/881
5,960,478	A *	10/1999	Sivret et al.	2/202
6,006,360	A *	12/1999	Reed	2/202
6,088,838	A *	7/2000	Sontag	2/202
6,425,138	B1 *	7/2002	Johnson	2/202
6,442,763	B1 *	9/2002	Larson et al.	2/202
6,532,596	B1 *	3/2003	Fosmo	2/49.1
D476,133	S *	6/2003	Weidenhaupt	D2/600
6,662,375	B2 *	12/2003	Lewis	2/202
6,782,556	B2 *	8/2004	Grilliot et al.	2/202

D558,956	S *	1/2008	Pritchett	D2/878
D596,382	S *	7/2009	Dolby	D2/877
D612,585	S *	3/2010	Riemer	D2/866
2006/0143796	A1 *	7/2006	Bugarin	2/202

* cited by examiner

Primary Examiner—T. Chase Nelson

Assistant Examiner—Kathleen M Sims

(74) *Attorney, Agent, or Firm*—QuickPatents, Inc.; Kevin Prince

(57) **CLAIM**

We claim the ornamental design for a decorative scarf, as shown and described.

DESCRIPTION

FIG. 1 is a perspective view of a decorative scarf showing our new design;

FIG. 2 is a front elevational view thereof with the scarf shown lying flat;

FIG. 3 is a rear elevational view thereof with the scarf shown lying flat;

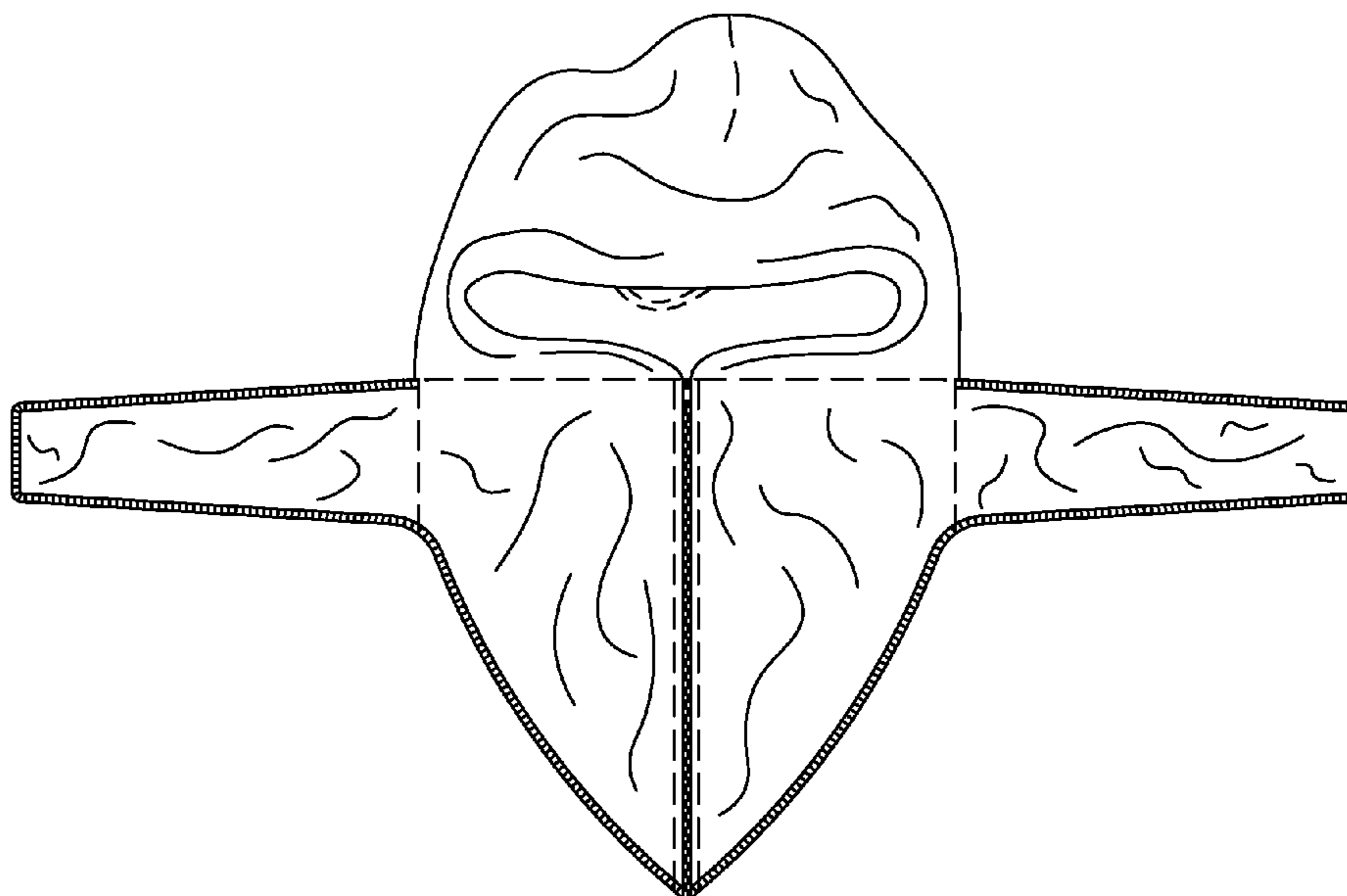
FIG. 4 is a left side elevational view thereof, the right side elevational view being a mirror image thereof;

FIG. 5 is a top plan view thereof; and,

FIG. 6 is a bottom plan view thereof.

The broken lines showing a person in FIG. 1 are included for the purpose of illustrating the invention in use, and form no part of the claimed design. The broken line trim in FIG. 3 is a portion of the decorative scarf that forms no part of the claimed design. The remaining broken lines represent stitching.

1 Claim, 2 Drawing Sheets






FIG. 1

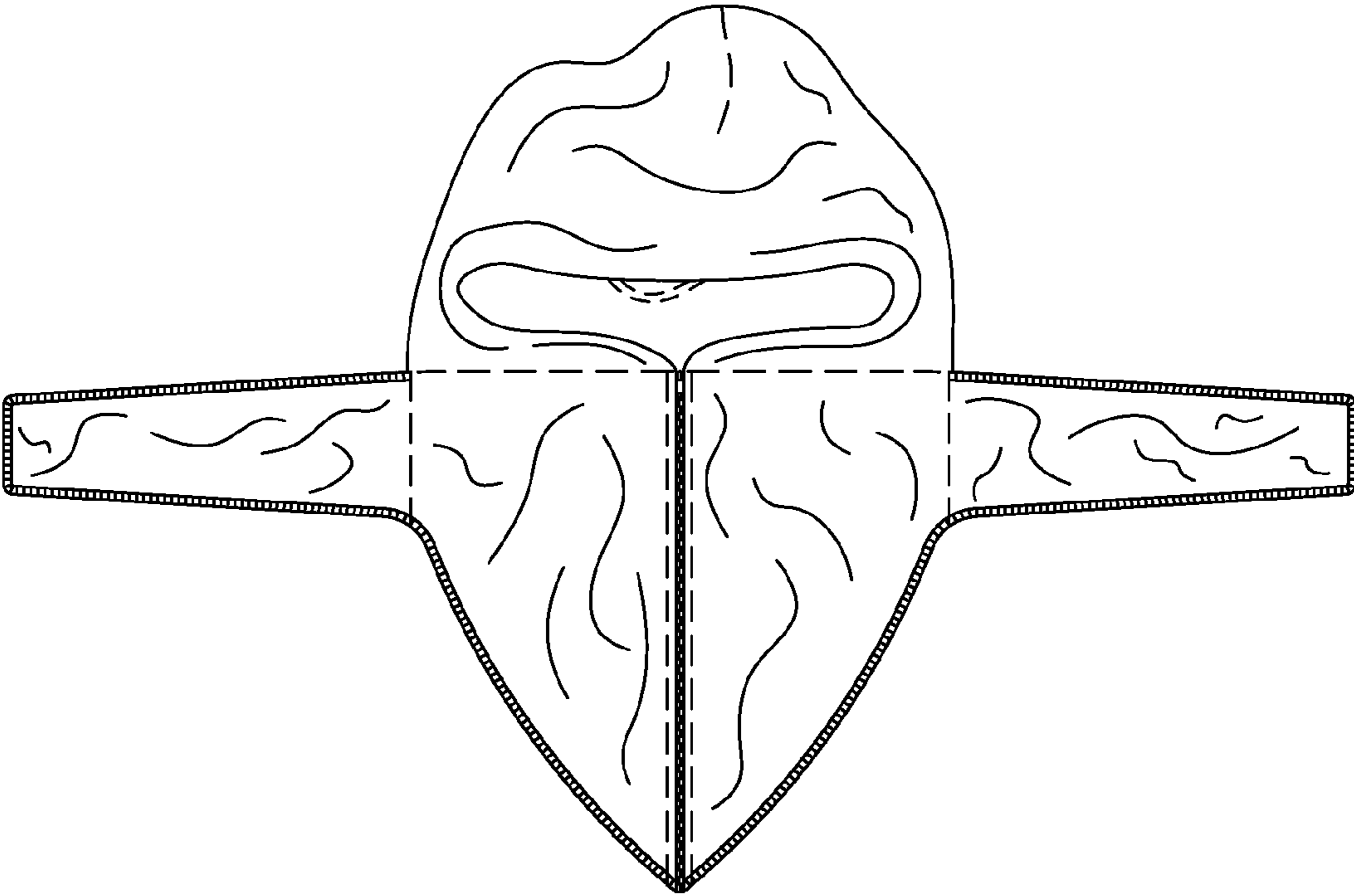


FIG. 2

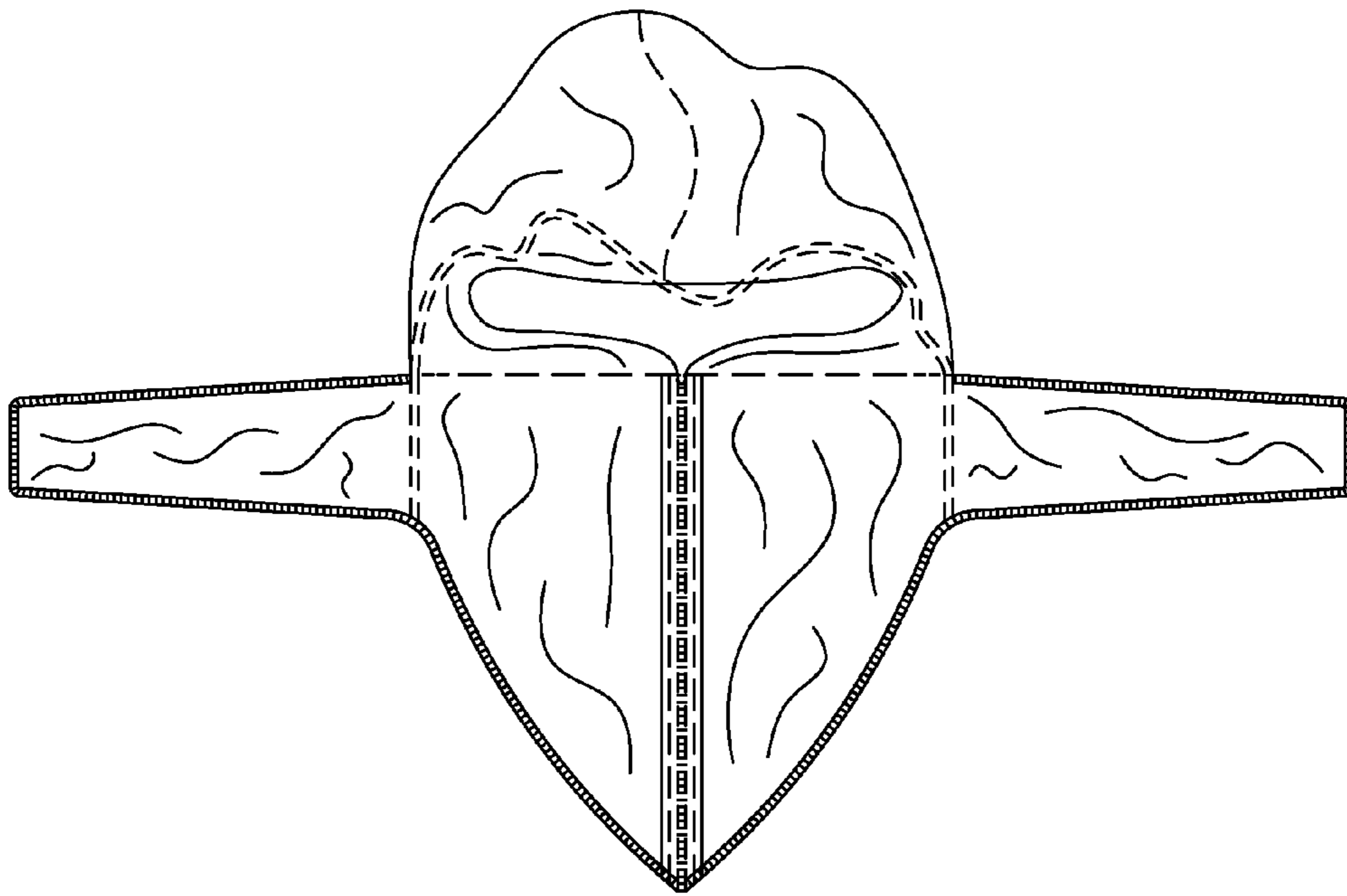


FIG. 3

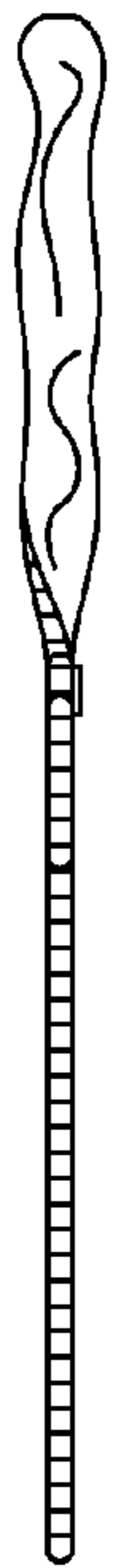


FIG. 4



FIG. 5



FIG. 6