



US00D627116S

(12) **United States Design Patent**
Boulos et al.

(10) **Patent No.:** **US D627,116 S**
(45) **Date of Patent:** **** Nov. 9, 2010**

(54) **ELONGATED STEAM POCKET**

2005/0274403 A1* 12/2005 Lin 134/105

(75) Inventors: **Charles Boulos**, Milford, MA (US);
Kathleen Jones, Somerville, MA (US);
Brian F. Kaminer, Harrison, NY (US)

OTHER PUBLICATIONS

EuroPro Shark Portable Steam Pocket Replacement Steamer Pad,
<http://www.bedbathandbeyond.com/product.asp?SKU=16792586>.
Retrieved from Internet on Jul. 1, 2010. NPL date is the date retrieved
from Internet (Jul. 1, 2010).*

(73) Assignee: **Euro-Pro Operating LLC**, Newton,
MA (US)

Shark Portable Steam Pocket, <http://shark.shopsteamers.com>.
Retrieved from Internet on Jul. 10, 2010. NPL date is the date
retrieved from Internet (Jul. 10, 2010).*

(**) Term: **14 Years**

Portable Steam Pocket, <http://www.sharkclean.com/steamlanding.shtml>. Retrieved from Internet on Jul. 10, 2010. NPL date is the date
retrieved from Internet (Jul. 10, 2010).*

(21) Appl. No.: **29/344,297**

(22) Filed: **Sep. 25, 2009**

* cited by examiner

(51) **LOC (9) Cl.** **15-05**

Primary Examiner—Ruth McInroy

(52) **U.S. Cl.** **D32/25**

(74) *Attorney, Agent, or Firm*—Wolf, Greenfield & Sacks,
P.C.

(58) **Field of Classification Search** D32/17–18,
D32/31, 25, 21, 40, 50, 35, 32, 33; 15/229.7–229.8,
15/209.1, 398, 403, 147.2, 320–322, 227,
15/228, 229.3, 229.4, 229.5, 415.1, 104.94,
15/420, 344, 147.1; 68/5 R, 222, 5 A; 392/403–406,
392/324, 333, 342, 379; 134/105, 19; D9/703,
D9/706, 711, 712, 436; 401/48; 417/101;
239/587.1

(57) **CLAIM**

See application file for complete search history.

The ornamental design for an elongated steam pocket, as
shown and described.

(56) **References Cited**

DESCRIPTION

U.S. PATENT DOCUMENTS

D302,058 S *	7/1989	Brooks	D32/35
6,877,183 B2 *	4/2005	Rosa et al.	15/320
D525,877 S *	8/2006	Wingfield	D9/706
D575,918 S *	8/2008	Rosenzweig et al.	D32/40
D589,221 S *	3/2009	Wada et al.	D32/40
7,600,401 B2 *	10/2009	Rosenzweig	68/5 R
D610,023 S *	2/2010	Morlet et al.	D9/706
D611,214 S *	3/2010	Kaminer et al.	D32/50
7,669,280 B2 *	3/2010	Rosenzweig	15/322
D618,410 S *	6/2010	Libman et al.	D32/40
2005/0229349 A1 *	10/2005	Foser	15/227

FIG. 1 is a top, rear and left side perspective view of the
elongated steam pocket;

FIG. 2 is a top plan view thereof;

FIG. 3 is a bottom plan view thereof;

FIG. 4 is a left side elevational view thereof;

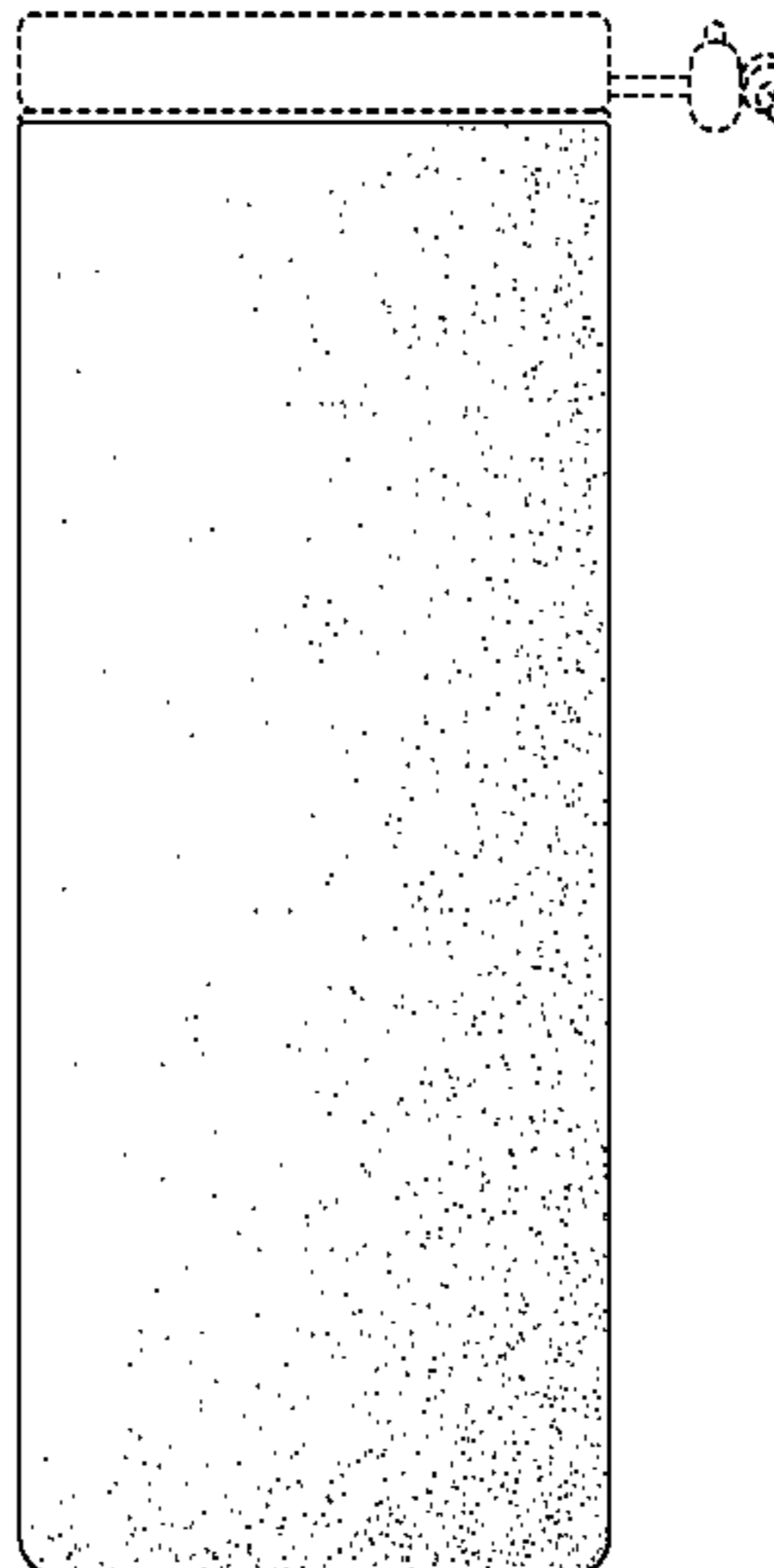

FIG. 5 is a right side elevational view thereof;

FIG. 6 is a rear elevational view thereof; and,

FIG. 7 is a front elevational view thereof.

The broken lines shown are included for illustrative purposes
only form no part of the claimed design.

1 Claim, 6 Drawing Sheets



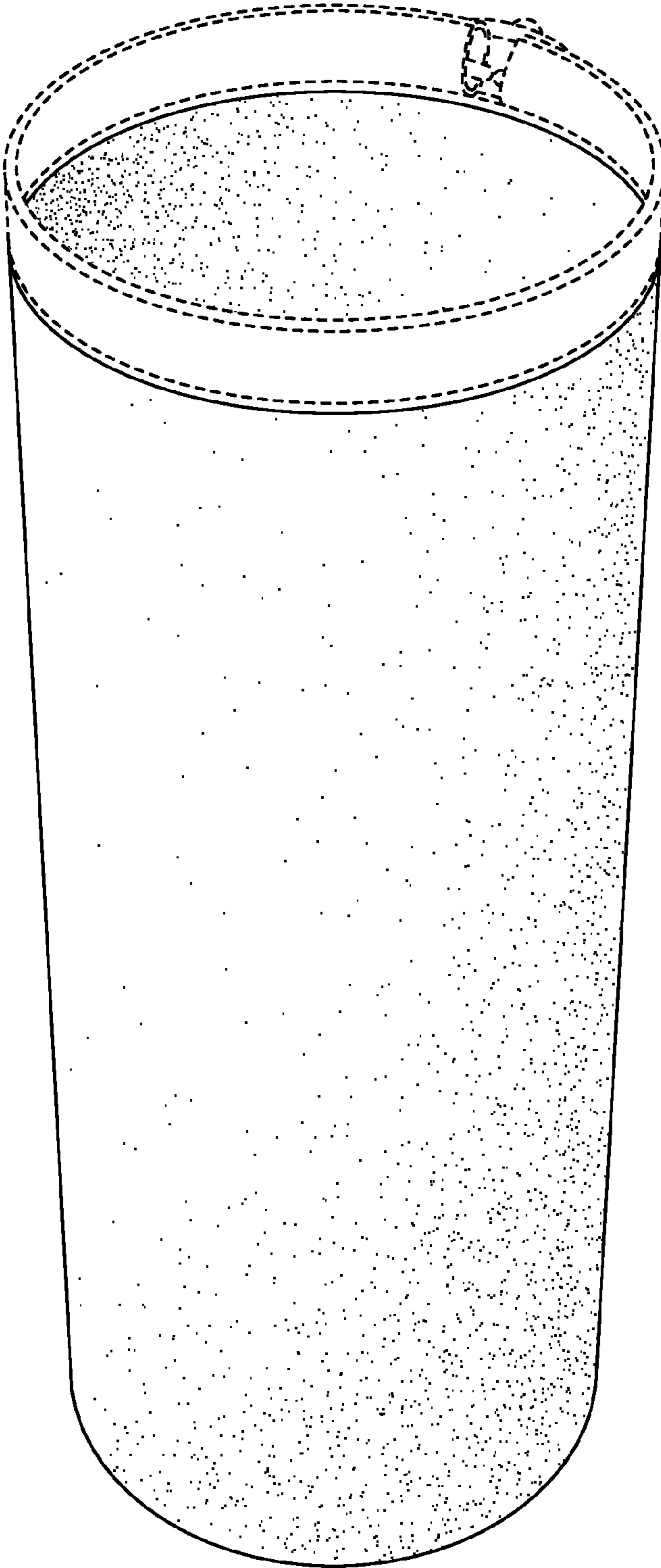


FIG. 1

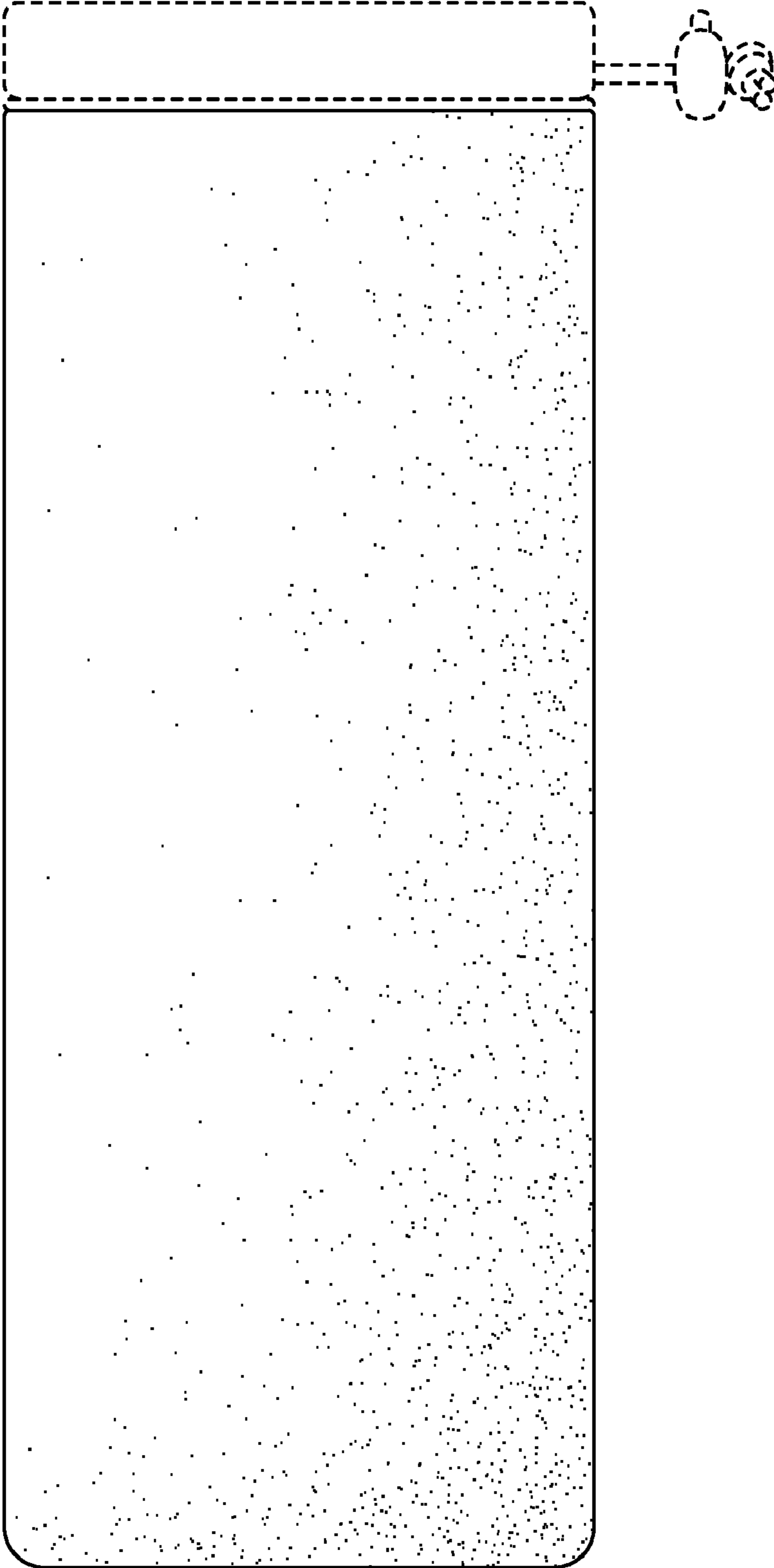


FIG. 2

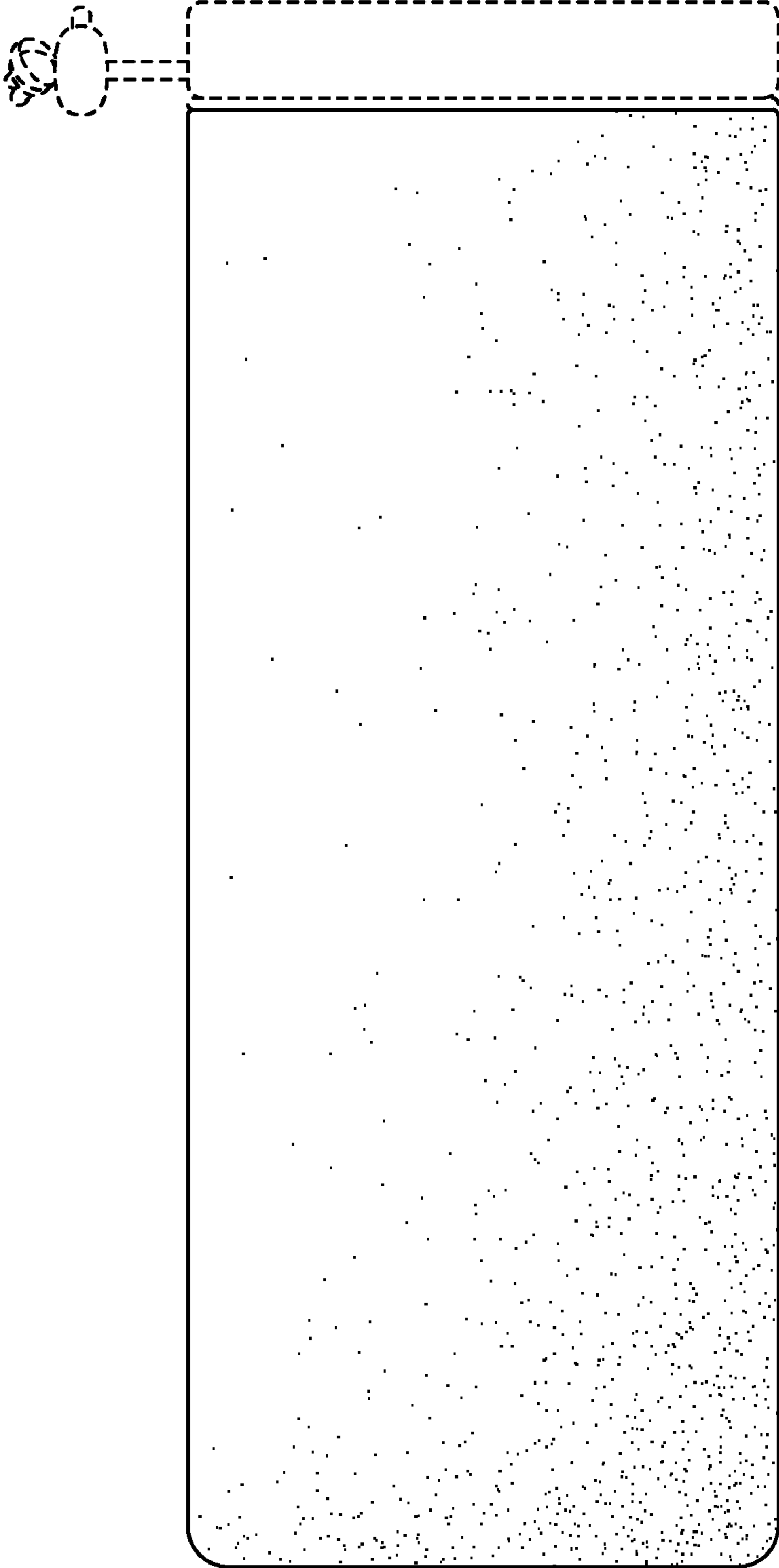


FIG. 3

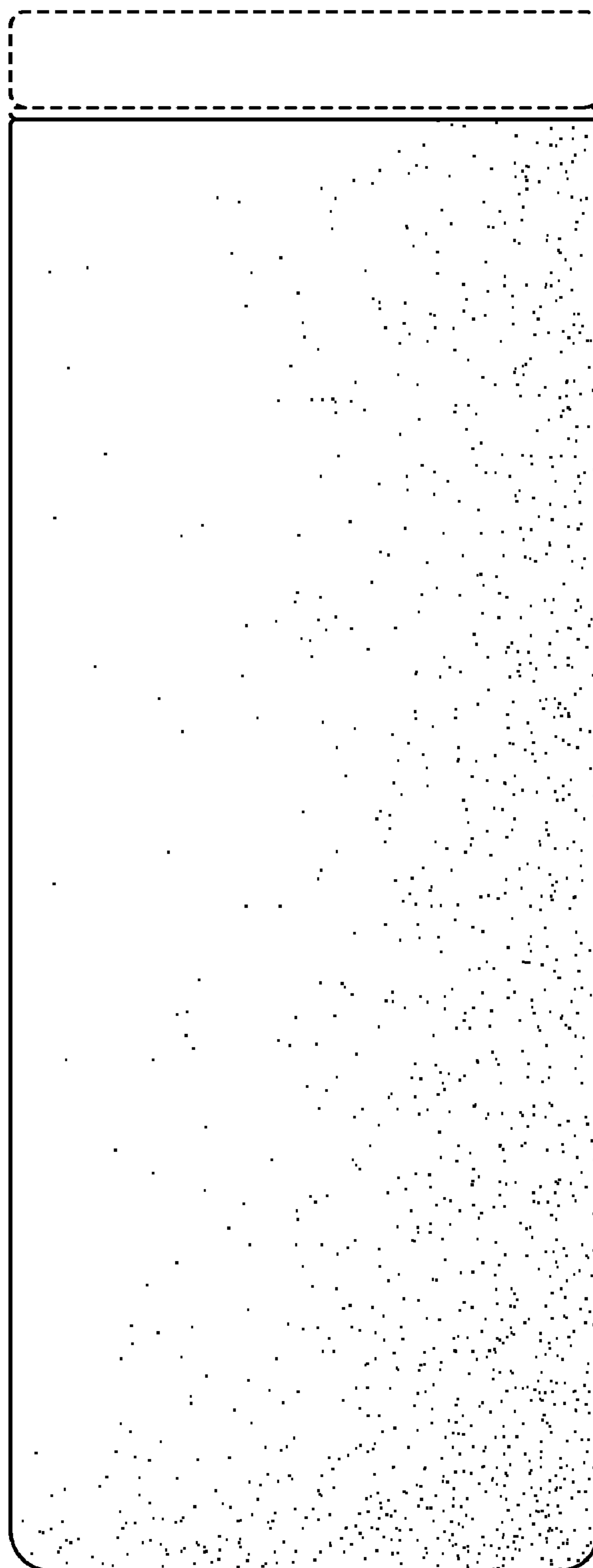


FIG. 4

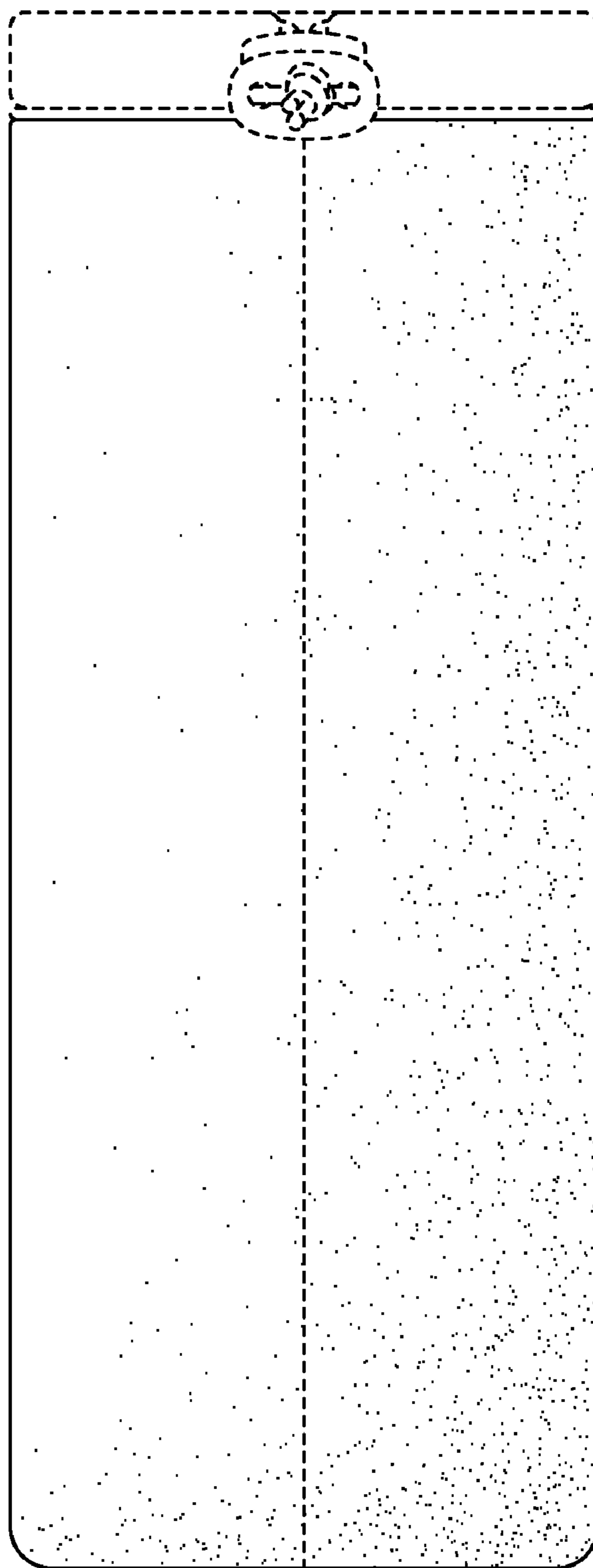


FIG. 5

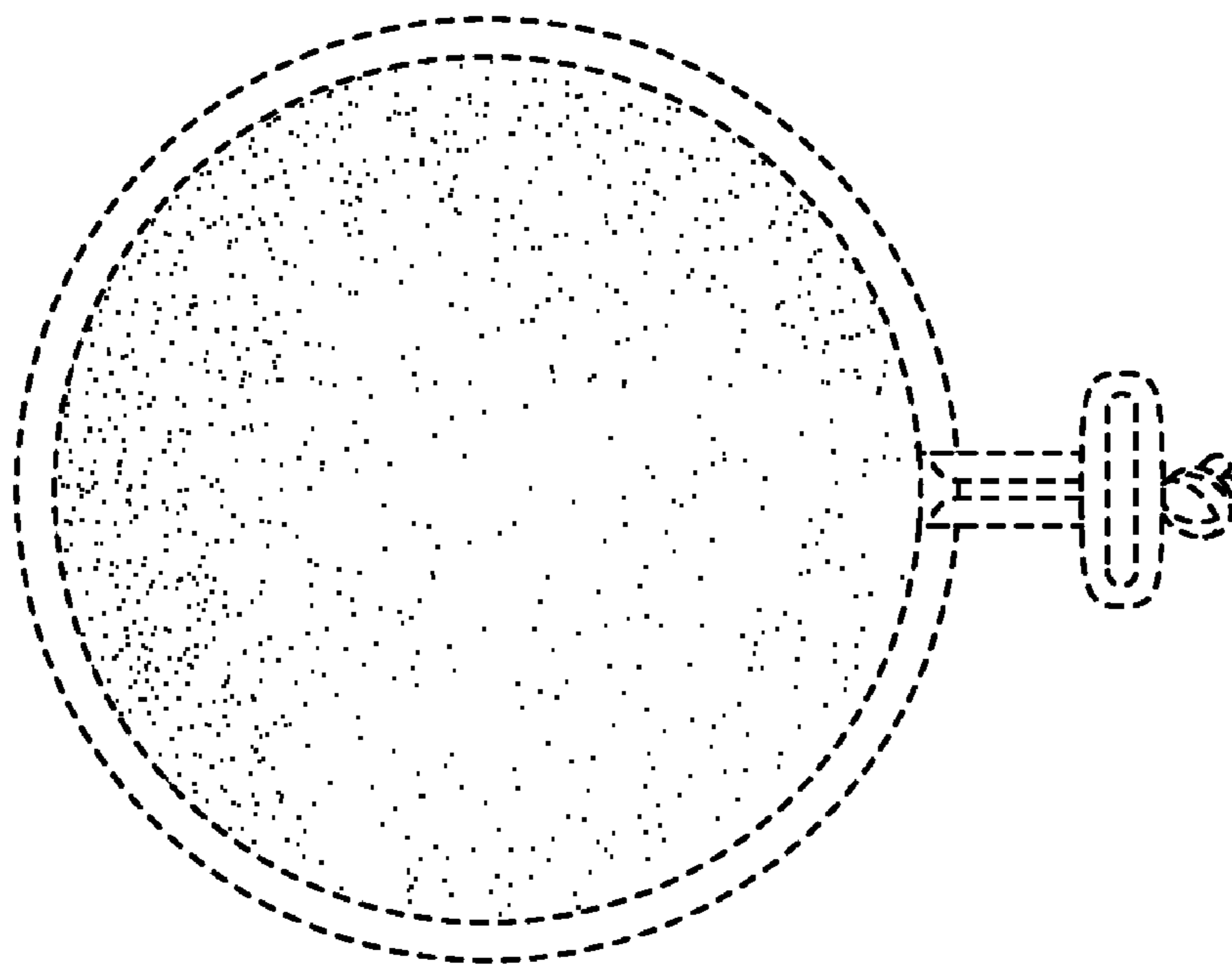


FIG. 6

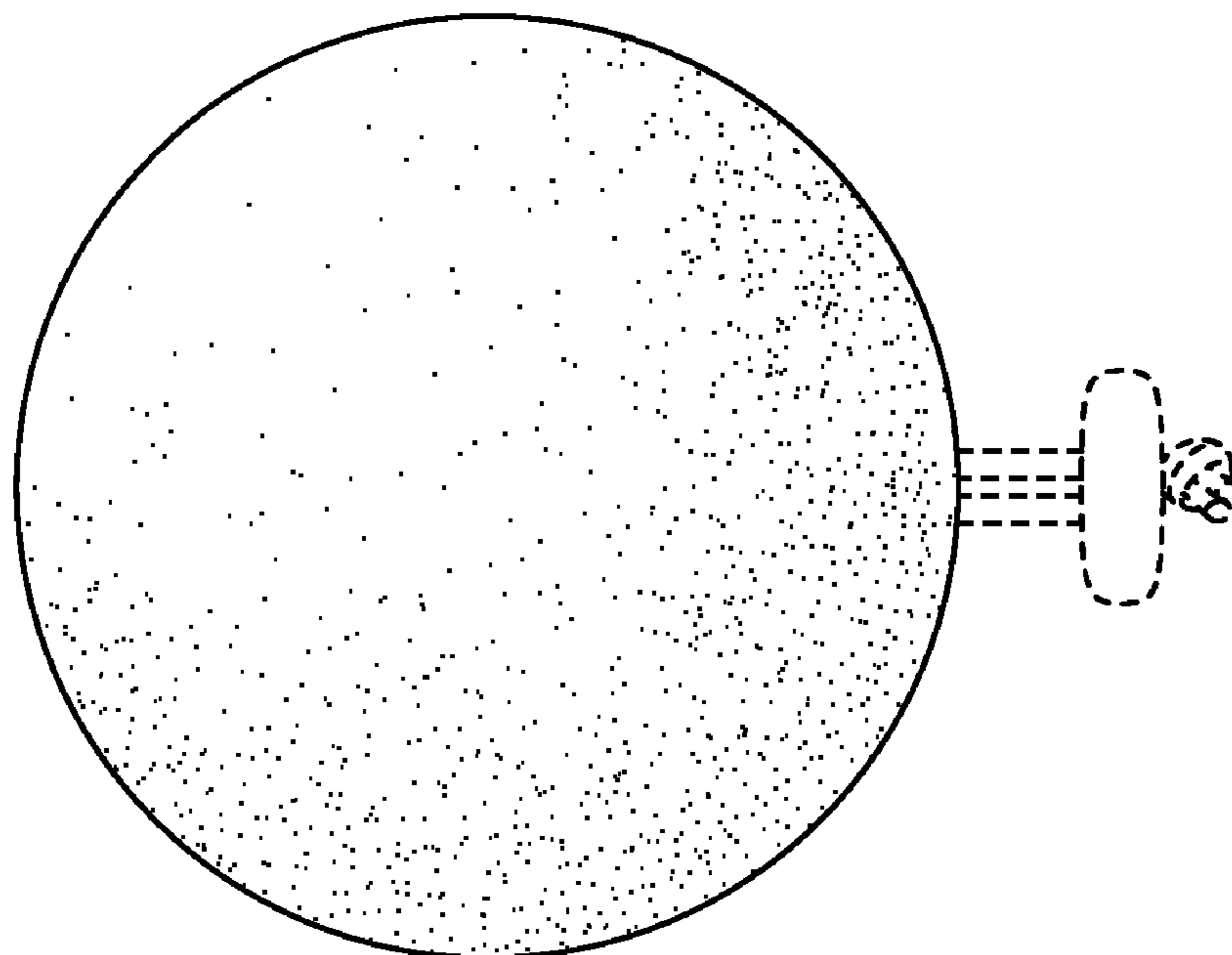


FIG. 7