



US00D627110S

(12) **United States Design Patent**
Seliskar

(10) **Patent No.:** **US D627,110 S**

(45) **Date of Patent:** **** Nov. 9, 2010**

(54) **CAT SCRATCHER**

(75) Inventor: **Carolyn Jill Seliskar**, 114 Mount Zion Loop, Morrilton, AR (US) 72110

(73) Assignee: **Carolyn Jill Seliskar**, Morrilton, AR (US)

(**) Term: **14 Years**

(21) Appl. No.: **29/332,674**

(22) Filed: **Feb. 23, 2009**

(51) **LOC (9) Cl.** **30-99**

(52) **U.S. Cl.** **D30/160; D6/349**

(58) **Field of Classification Search** D30/118-119, D30/160; D21/405-407, 455, 467, 474-476; D24/194; D6/349, 382, 388, 597-598, 601; 119/702, 706-711, 28.5; 446/227

See application file for complete search history.

(56) **References Cited**

U.S. PATENT DOCUMENTS

D327,984 S * 7/1992 Harris D6/335
D334,637 S * 4/1993 Mitchell D30/160

5,474,513 A * 12/1995 Carlesimo et al. 482/140
D372,805 S * 8/1996 Bonaddio et al. D6/375
5,592,901 A * 1/1997 Birmingham 119/706
D501,064 S * 1/2005 Williams D30/160
D555,299 S * 11/2007 Tsengas D30/160
D557,464 S * 12/2007 Novak D30/160
D589,657 S * 3/2009 Lamstein D30/118
D610,316 S * 2/2010 Handal D30/160

* cited by examiner

Primary Examiner—Cathy Anne MacCormac

(57) **CLAIM**

The ornamental design for a cat scratcher, as shown and described.

DESCRIPTION


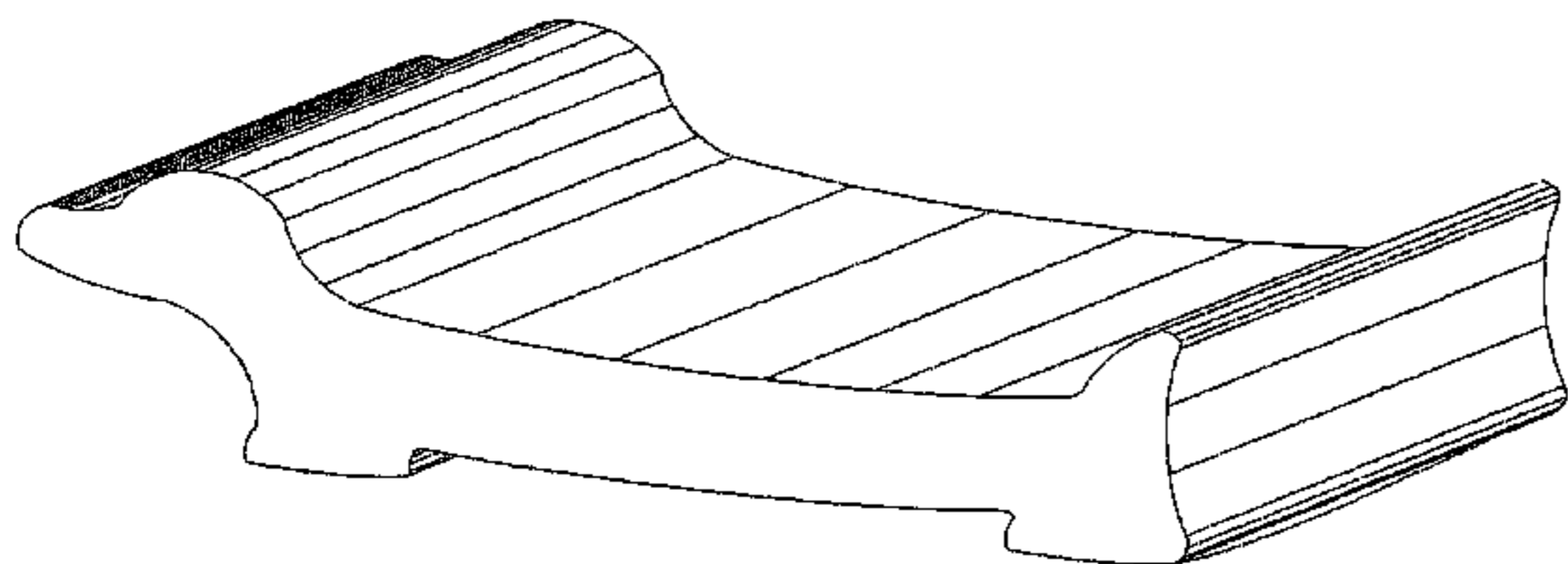
FIG. 1 is a perspective view a cat scratcher showing my new design;

FIG. 2 is a right side elevational view thereof, the left side being a mirror image of the right side shown;

FIG. 3 is a bottom view thereof; and,

FIG. 4 is a front view thereof.

1 Claim, 3 Drawing Sheets



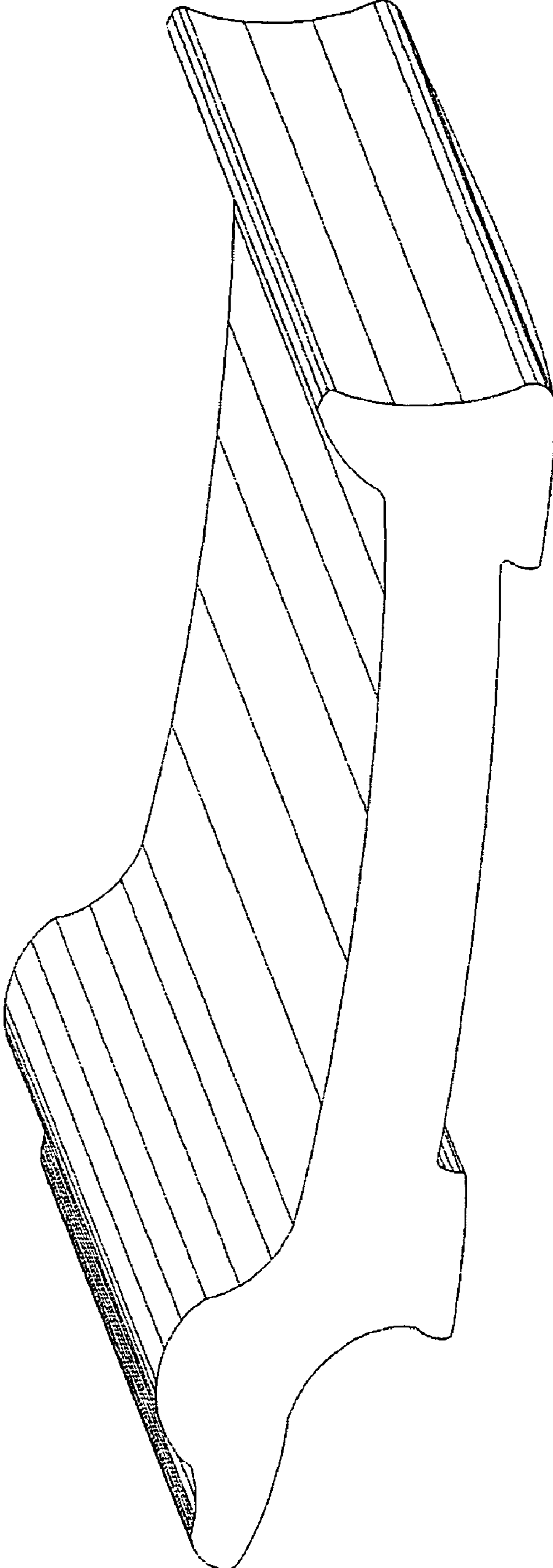


Fig. 1

Fig. 2





Fig. 3






Fig. 4