



US00D627076S

(12) **United States Design Patent**
Matsuo et al.

(10) **Patent No.:** **US D627,076 S**
(45) **Date of Patent:** **** Nov. 9, 2010**

(54) **PERSONAL WARMING APPARATUS**

(75) Inventors: **Atsushi Matsuo**, Osaka (JP); **Goro Sonoda**, Osaka (JP)

(73) Assignee: **Kobayashi Pharmaceutical Co., Ltd.**
(JP)

(**) Term: **14 Years**

(21) Appl. No.: **29/352,969**

(22) Filed: **Dec. 30, 2009**

(30) **Foreign Application Priority Data**

Jul. 2, 2009 (JP) 2009-015162

(51) **LOC (9) Cl.** **24-04**

(52) **U.S. Cl.** **D24/206**

(58) **Field of Classification Search** D24/206–208,
D24/189–192; 602/1–7, 17–27, 61–66, 74;
128/95.1, 96, 197.1, 100.1, 101.1, 876; 606/204;
607/96, 108, 109, 111, 112; D2/702, 894;
2/458, 464–467, 468, 16, 22, 44, 45; D29/101.2,
D29/101.5, 120.1, 121.1; D3/327; D9/707,
D9/708

See application file for complete search history.

(56) **References Cited**

U.S. PATENT DOCUMENTS

D369,218 S * 4/1996 Vandenbelt D24/206
D442,285 S * 5/2001 Perry D24/206
D452,325 S * 12/2001 Henderson D24/190
D484,601 S * 12/2003 Griffiths et al. D24/189
D484,602 S * 12/2003 Griffiths et al. D24/189

D492,411 S * 6/2004 Bierman D24/189
D516,727 S * 3/2006 Neri D24/189
D570,488 S * 6/2008 Kirksey et al. D24/189
D575,874 S * 8/2008 Ormsby D24/189
D577,124 S * 9/2008 Freeland et al. D24/206
D580,593 S * 11/2008 Huntington D24/189
D583,958 S * 12/2008 Usui et al. D24/206
D597,678 S * 8/2009 Wagner D24/206

FOREIGN PATENT DOCUMENTS

JP 866830 4/1993
JP 1021154 9/1998
JP 1153062 9/2002
JP 1267434 4/2006
JP 1285112 11/2006
JP 1303128 6/2007

* cited by examiner

Primary Examiner—David G Muller

(74) *Attorney, Agent, or Firm*—Saidman DesignLaw Group

(57) **CLAIM**

The ornamental design for a personal warming apparatus, as shown and described.

DESCRIPTION

FIG. 1 is a front view of a personal warming apparatus showing our new design;

FIG. 2 is a rear view thereof;

FIG. 3 is a top view thereof;

FIG. 4 is a bottom view thereof; and,

FIG. 5 is a right-side view thereof, the left-side view being a mirror image.

1 Claim, 4 Drawing Sheets

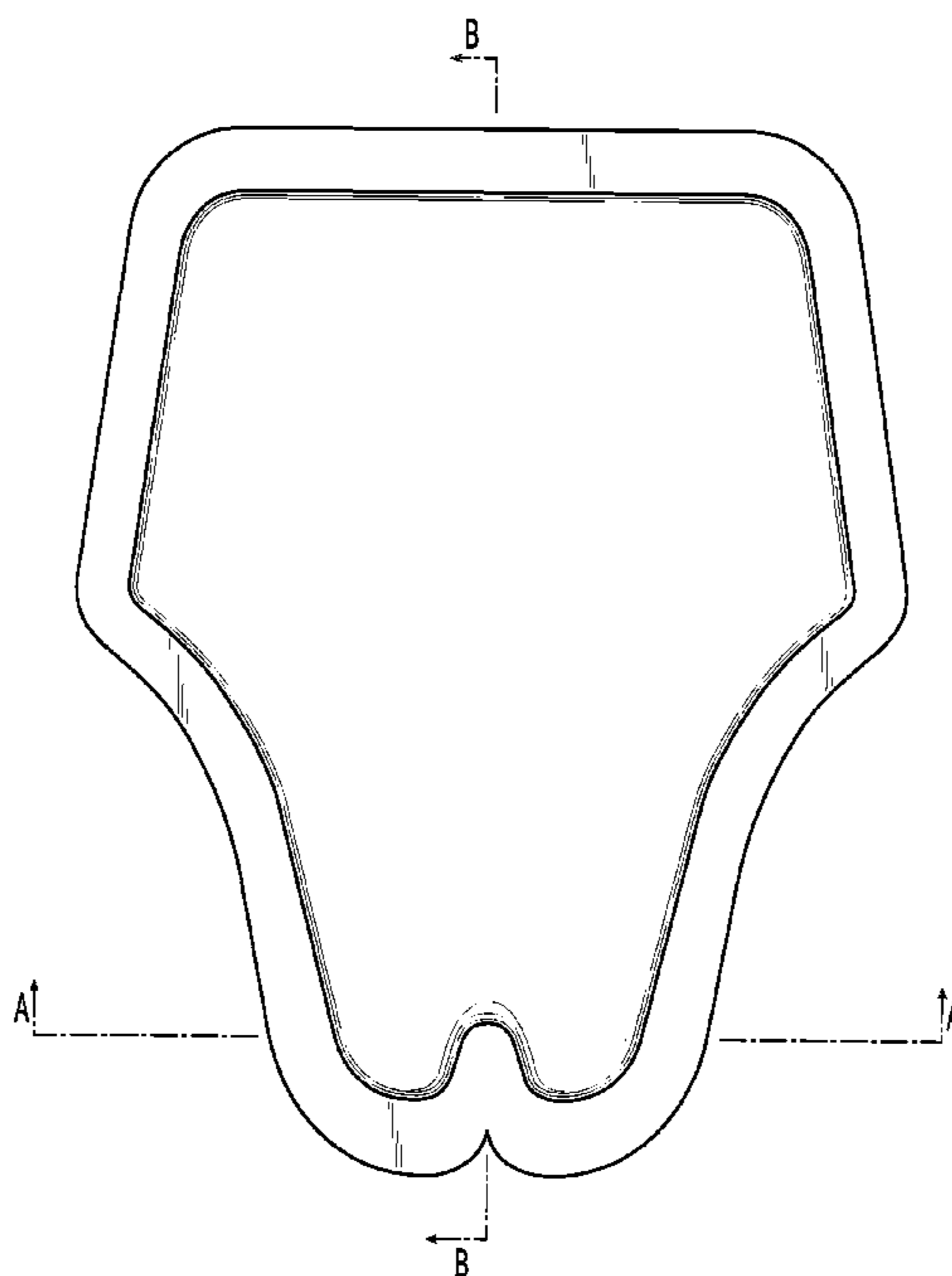




Fig. 1

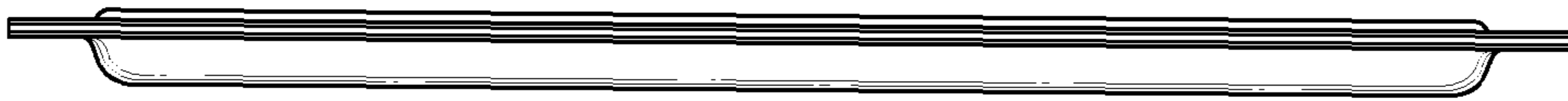


Fig. 2

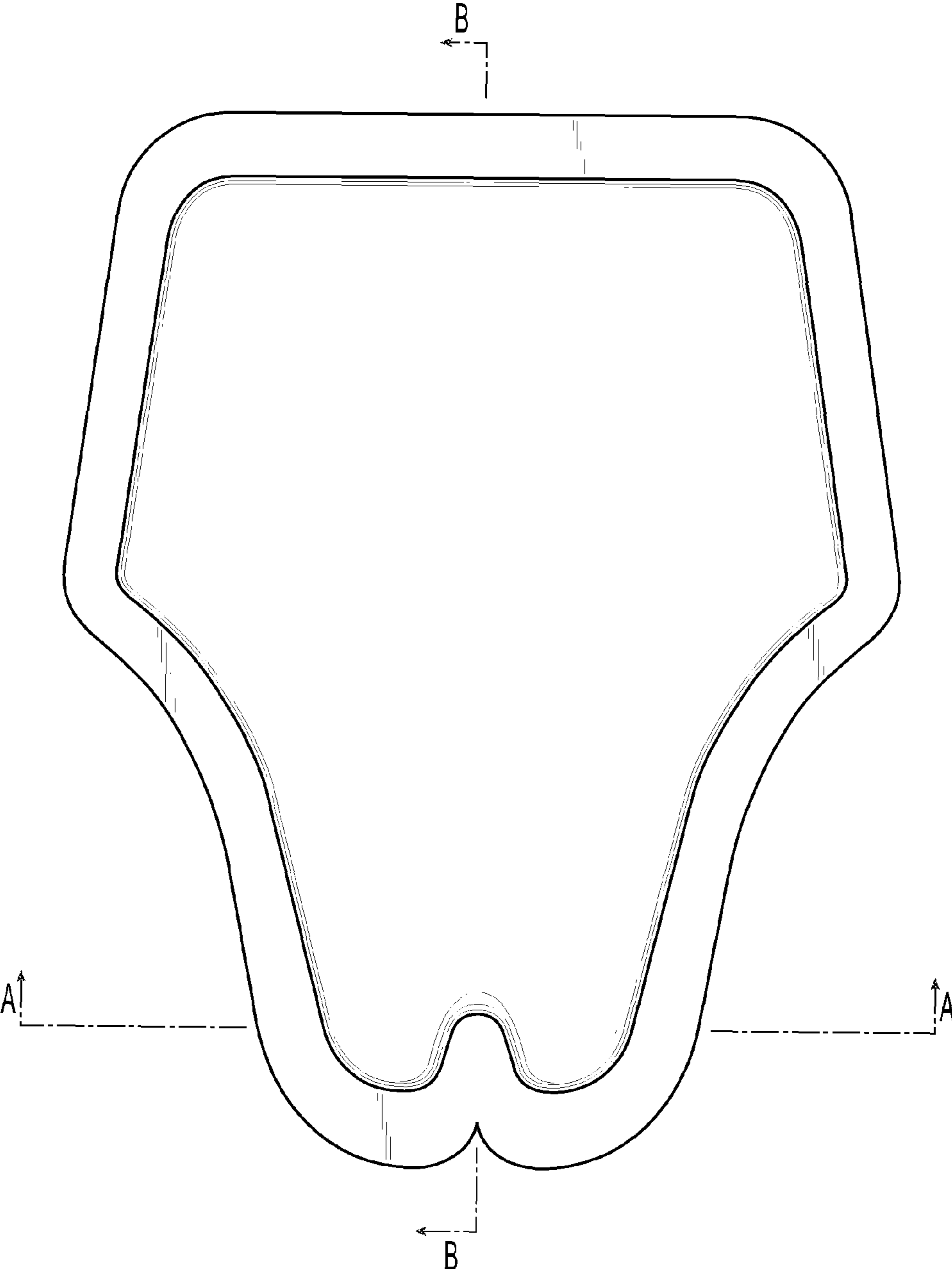


Fig. 3

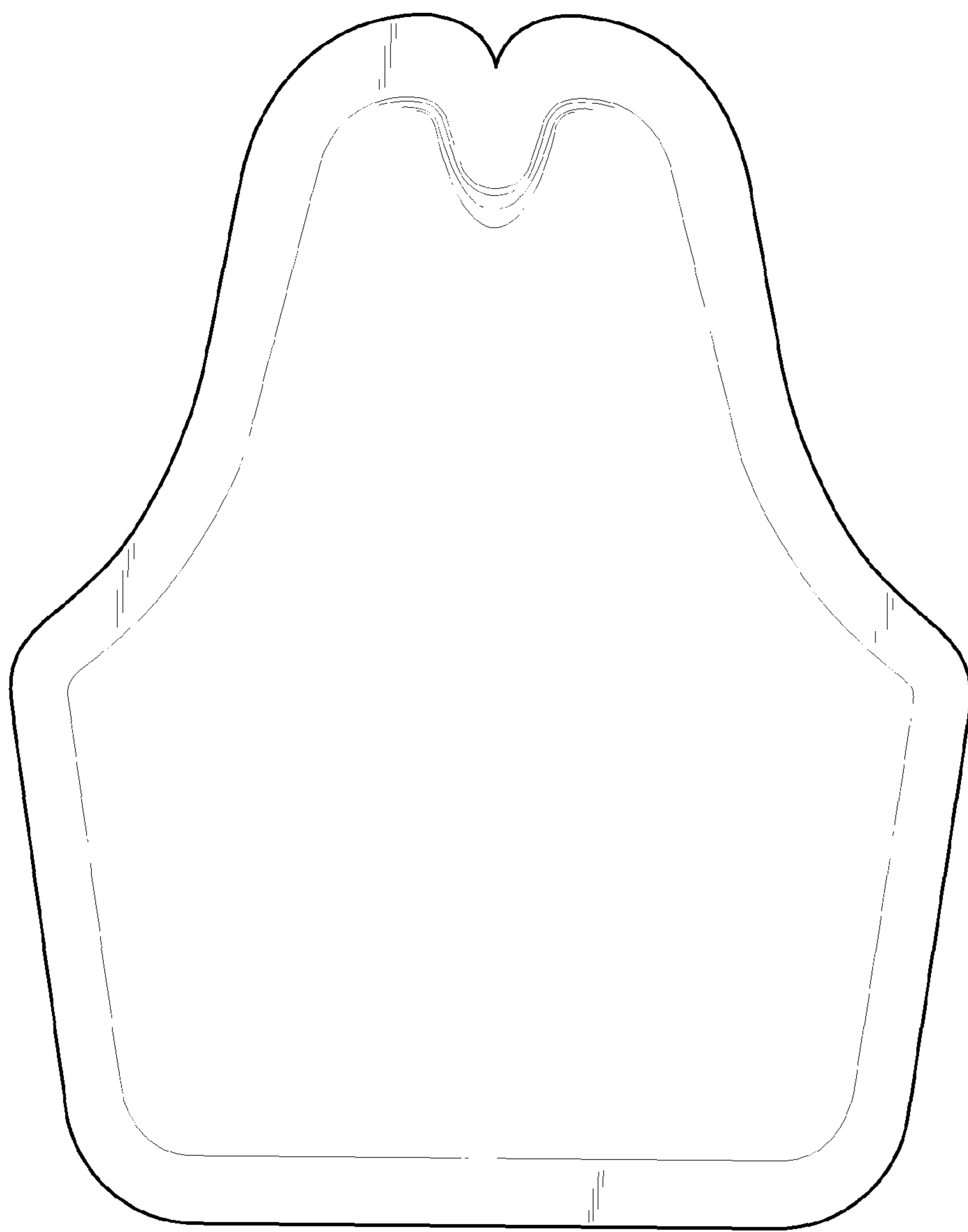


Fig. 4



Fig. 5

UNITED STATES PATENT AND TRADEMARK OFFICE
CERTIFICATE OF CORRECTION

PATENT NO. : D627,076 S
APPLICATION NO. : 29/352969
DATED : November 9, 2010
INVENTOR(S) : Atsushi Matsuo et al.

Page 1 of 3

It is certified that error appears in the above-identified patent and that said Letters Patent is hereby corrected as shown below:

The title page should be deleted to appear as per attached title page.

The sheet of drawings consisting of figure 3 should be deleted to appear as per attached figure 3.

Signed and Sealed this
Twenty-seventh Day of September, 2011

A handwritten signature in black ink that reads "David J. Kappos". The signature is written in a cursive, slightly slanted style.

David J. Kappos
Director of the United States Patent and Trademark Office

(12) **United States Design Patent**
Matsuo et al.

(10) **Patent No.:** **US D627,076 S**
(45) **Date of Patent:** **** Nov. 9, 2010**

(54) **PERSONAL WARMING APPARATUS**

(75) Inventors: **Atsushi Matsuo, Osaka (JP); Goro Sonoda, Osaka (JP)**

(73) Assignee: **Kobayashi Pharmaceutical Co., Ltd. (JP)**

(**) Term: **14 Years**

(21) Appl. No.: **29/352,969**

(22) Filed: **Dec. 30, 2009**

(30) **Foreign Application Priority Data**

Jul. 2, 2009 (JP) 2009-015162

(51) **LOC (9) Cl.** **24-04**

(52) **U.S. Cl.** **D24/206**

(58) **Field of Classification Search** D24/206-208, D24/189-192; 602/1-7, 17-27, 61-66, 74; 128/95.1, 96, 197.1, 100.1, 101.1, 876; 606/204; 607/96, 108, 109, 111, 112; D2/702, 894; 2/458, 464-467, 468, 16, 22, 44, 45; D29/101.2, D29/101.5, 120.1, 121.1; D3/327; D9/707, D9/708

See application file for complete search history.

(56) **References Cited**

U.S. PATENT DOCUMENTS

- D369,218 S * 4/1996 Vandebelt D24/206
- D442,285 S * 5/2001 Perry D24/206
- D452,325 S * 12/2001 Henderson D24/190
- D484,601 S * 12/2003 Griffiths et al. D24/189
- D484,602 S * 12/2003 Griffiths et al. D24/189

- D492,411 S * 6/2004 Bierman D24/189
- D516,727 S * 3/2006 Neri D24/189
- D570,488 S * 6/2008 Kirksey et al. D24/189
- D575,874 S * 8/2008 Ormsby D24/189
- D577,124 S * 9/2008 Freeland et al. D24/206
- D580,593 S * 11/2008 Huntington D24/189
- D583,958 S * 12/2008 Usui et al. D24/206
- D597,678 S * 8/2009 Wagner D24/206

FOREIGN PATENT DOCUMENTS

- JP 866830 4/1993
- JP 1021154 9/1998
- JP 1153062 9/2002
- JP 1267434 4/2006
- JP 1285112 11/2006
- JP 1303128 6/2007

* cited by examiner

Primary Examiner—David G Muller

(74) *Attorney, Agent, or Firm*—Saidman DesignLaw Group

(57) **CLAIM**

The ornamental design for a personal warming apparatus, as shown and described.

DESCRIPTION

FIG. 1 is a front view of a personal warming apparatus showing our new design;

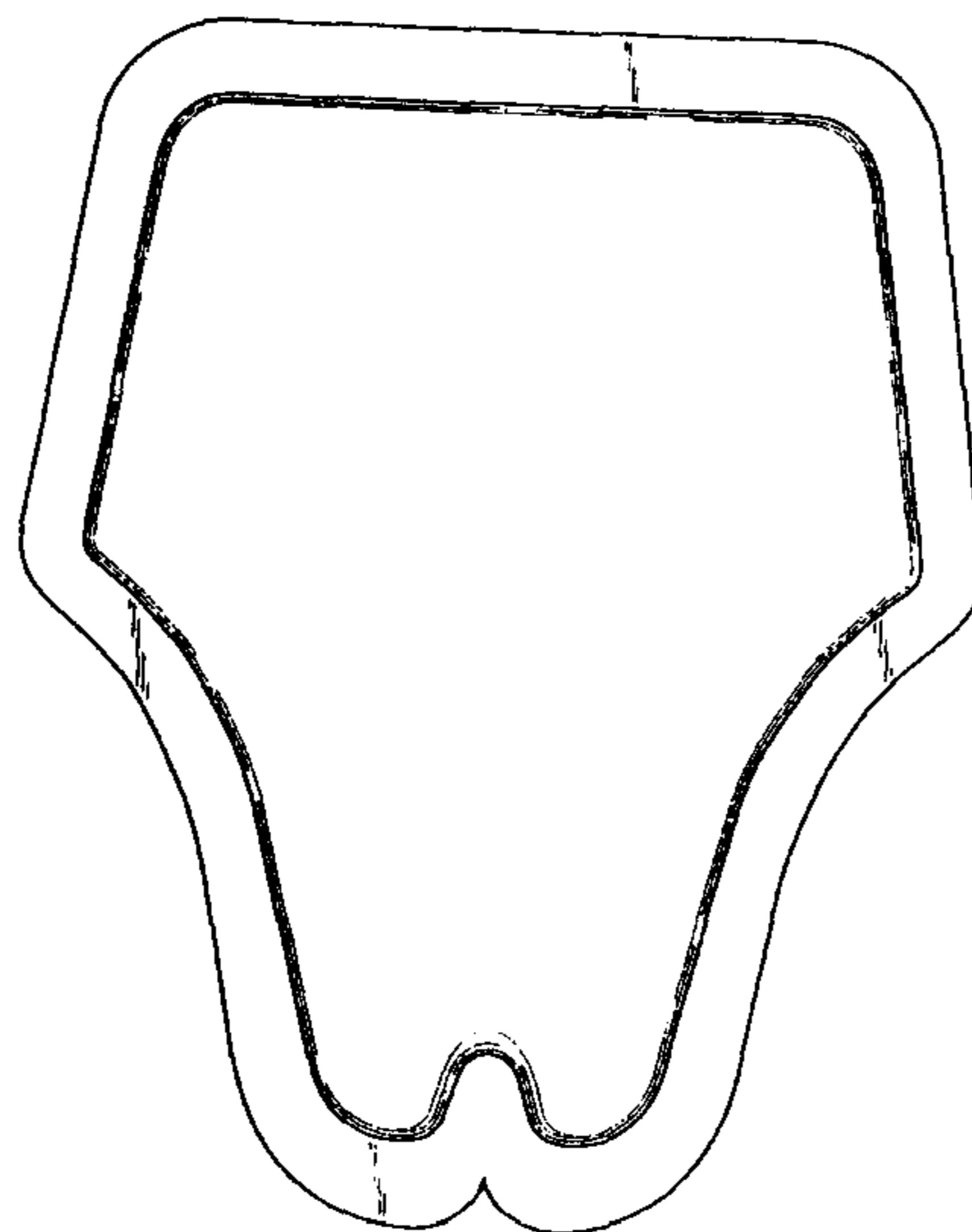
FIG. 2 is a rear view thereof;

FIG. 3 is a top view thereof;

FIG. 4 is a bottom view thereof; and,

FIG. 5 is a right-side view thereof, the left-side view being a mirror image.

1 Claim, 4 Drawing Sheets



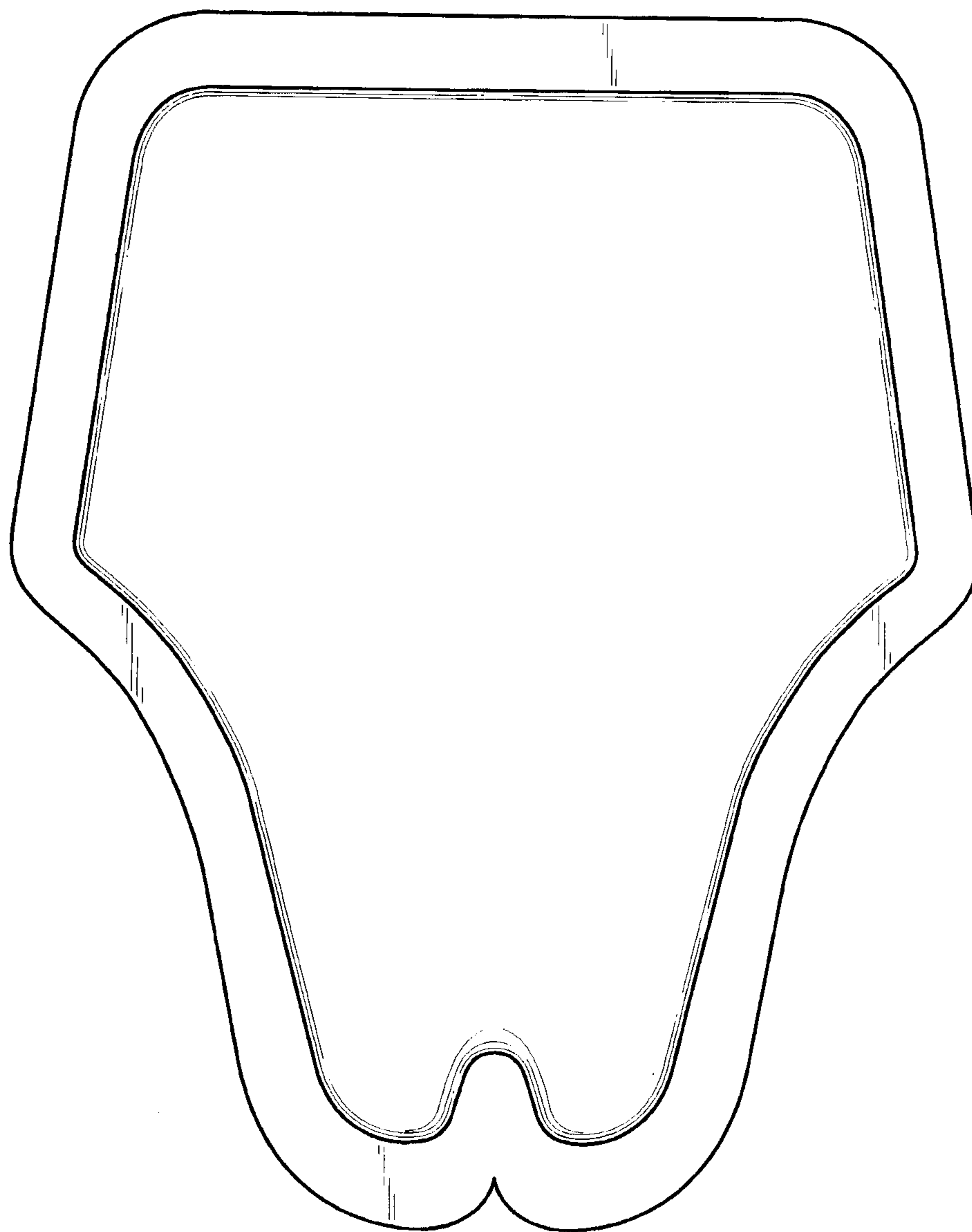


Fig. 3