



US00D627071S

(12) **United States Design Patent**
Sevigny

(10) **Patent No.:** **US D627,071 S**

(45) **Date of Patent:** **** Nov. 9, 2010**

(54) **JEWELLED FLOWER BANDAGE**

D516,730 S * 3/2006 Anduss D24/189
7,089,764 B2 * 8/2006 Brett 63/14.9

(76) Inventor: **Rita Sevigny**, 127 Concord St.,
Glendale, CA (US) 91203

* cited by examiner

(**) Term: **14 Years**

Primary Examiner—Holly H Baynham

Assistant Examiner—Michelle E Wilson

(21) Appl. No.: **29/354,922**

(74) *Attorney, Agent, or Firm*—QuickPatents, Inc.; Kevin Prince

(22) Filed: **Jan. 29, 2010**

(57) **CLAIM**

(51) **LOC (9) Cl.** **24-04**

(52) **U.S. Cl.** **D24/189**

(58) **Field of Classification Search** D24/189;
424/447, 448, 449; 602/41-47, 52, 58; 428/40.1,
428/43, 57, 139, 343, 352; 604/304, 306,
604/307; D11/4

What is claimed is the ornamental design for a jeweled flower bandage, as shown and described.

See application file for complete search history.

DESCRIPTION

(56) **References Cited**

U.S. PATENT DOCUMENTS

1,140,975	A *	5/1915	Frankel	2/1
3,888,247	A *	6/1975	Stenvall	602/59
4,912,944	A *	4/1990	Crosley et al.	63/29.2
D368,526	S *	4/1996	Palermo	D24/189
D392,045	S *	3/1998	Palermo	D24/189
D402,371	S *	12/1998	Haynes et al.	D24/189
D442,283	S *	5/2001	Oberlin	D24/189
D444,562	S *	7/2001	Kozub	D24/189
6,472,039	B1 *	10/2002	Amen-Ra A	428/42.1
D477,087	S *	7/2003	Bullock	D24/189

FIG. 1 is a perspective view of a jeweled flower bandage, showing the new design;

FIG. 2 is a top plan view thereof;


FIG. 3 is a bottom plan view thereof;

FIG. 4 is a left-side elevational view thereof, the right-side elevational view being a mirror image thereof; and,

FIG. 5 is a front elevational view thereof, the rear elevational view being a mirror image thereof.

The broken lines showing a bandage in the figures are included for the purpose of illustrating the invention in use, and form no part of the claimed design.

1 Claim, 1 Drawing Sheet






FIG. 1




FIG. 2

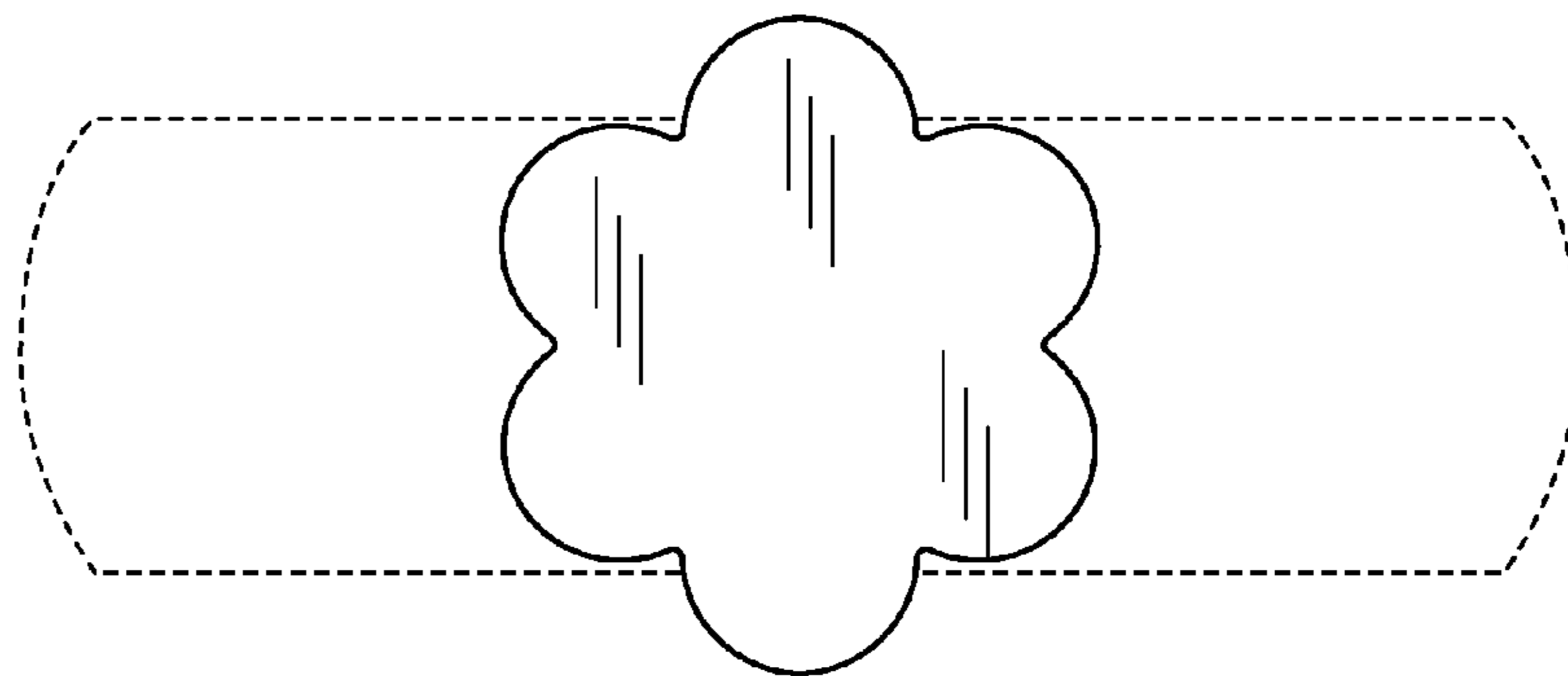


FIG. 3



FIG. 4



FIG. 5