



US00D627061S

(12) **United States Design Patent**
Van der Stappen

(10) **Patent No.:** **US D627,061 S**
(45) **Date of Patent:** **** Nov. 9, 2010**

(54) **AUTO-INJECTOR**

(75) Inventor: **Luc Van der Stappen**, Mohlin (CH)

(73) Assignee: **F. Hoffmann-La Roche AG**, Basel (CH)

(**) Term: **14 Years**

(21) Appl. No.: **29/337,716**

(22) Filed: **May 28, 2009**

(51) **LOC (9) Cl.** **24-02**

(52) **U.S. Cl.** **D24/113**

(58) **Field of Classification Search** D24/112–114,
D24/133, 186, 104, 130, 127; 606/181, 185;
604/232, 187, 158, 164.08, 192, 263, 163,
604/181, 184, 198, 227
See application file for complete search history.

(56) **References Cited**

U.S. PATENT DOCUMENTS

D479,600 S *	9/2003	Bainton	D24/114
D479,601 S *	9/2003	Tyce	D24/114
D479,602 S *	9/2003	Bainton	D24/114
D479,603 S *	9/2003	Tyce	D24/114
D479,748 S *	9/2003	Tyce	D24/114
D499,485 S *	12/2004	Tyce	D24/114
D501,253 S *	1/2005	Bainton	D24/114
D523,964 S *	6/2006	Phelan et al.	D24/223
D540,465 S *	4/2007	Bainton	D24/114

D542,914 S *	5/2007	Tanghoj	D24/112
D550,363 S *	9/2007	Hannant et al.	D24/186
7,427,275 B2 *	9/2008	DeRuntz et al.	604/187
D599,009 S *	8/2009	Tyce	D24/113

* cited by examiner

Primary Examiner—David G Muller

(74) *Attorney, Agent, or Firm*—Levenfeld Pearlstein, LLC

(57) **CLAIM**

The ornamental design for an auto-injector, as shown and described.

DESCRIPTION

FIG. 1 is a front perspective view of an auto-injector embodying the principles of my new design;

FIG. 2 is a rear perspective view thereof;

FIG. 3 is a front view thereof;

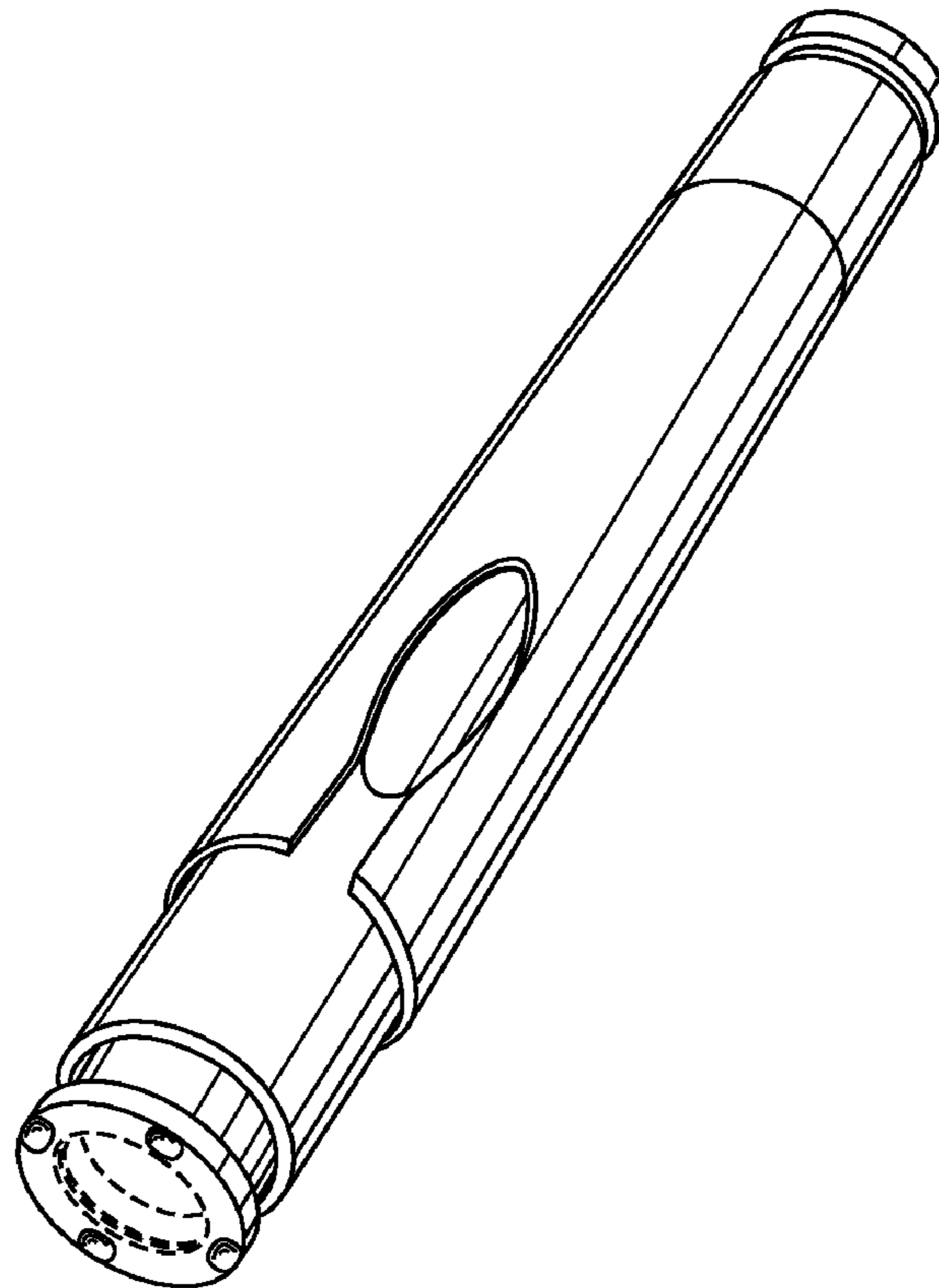
FIG. 4 is a rear view thereof.

FIG. 5 is a side view thereof, the opposite side being a mirror image thereof; and,

FIG. 6 is a top view thereof, the bottom view being a mirror image thereof.

The auto-injector being shown with an opening in the rear thereof shown in phantom lines and forming no part of the claimed invention.

1 Claim, 1 Drawing Sheet



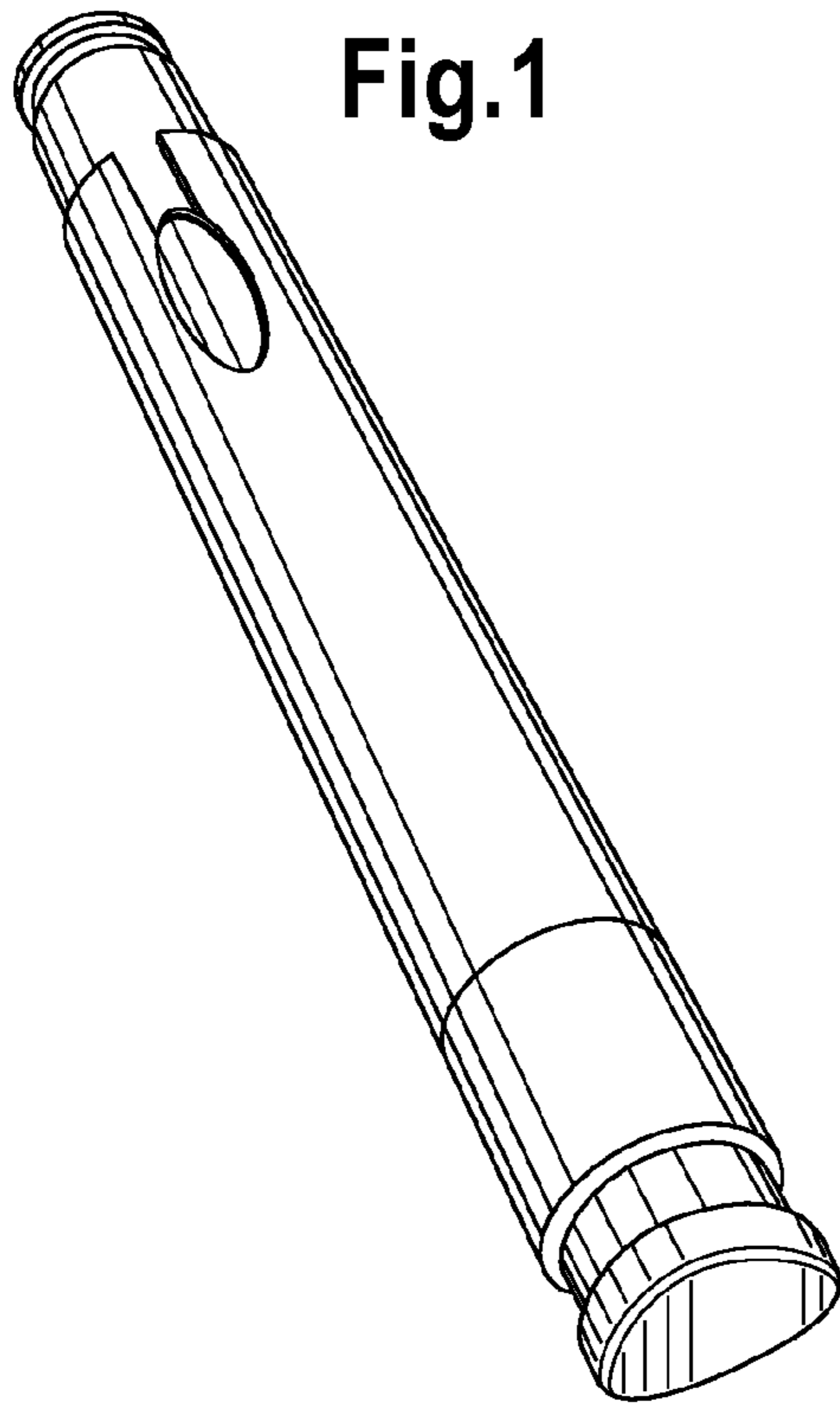


Fig. 1

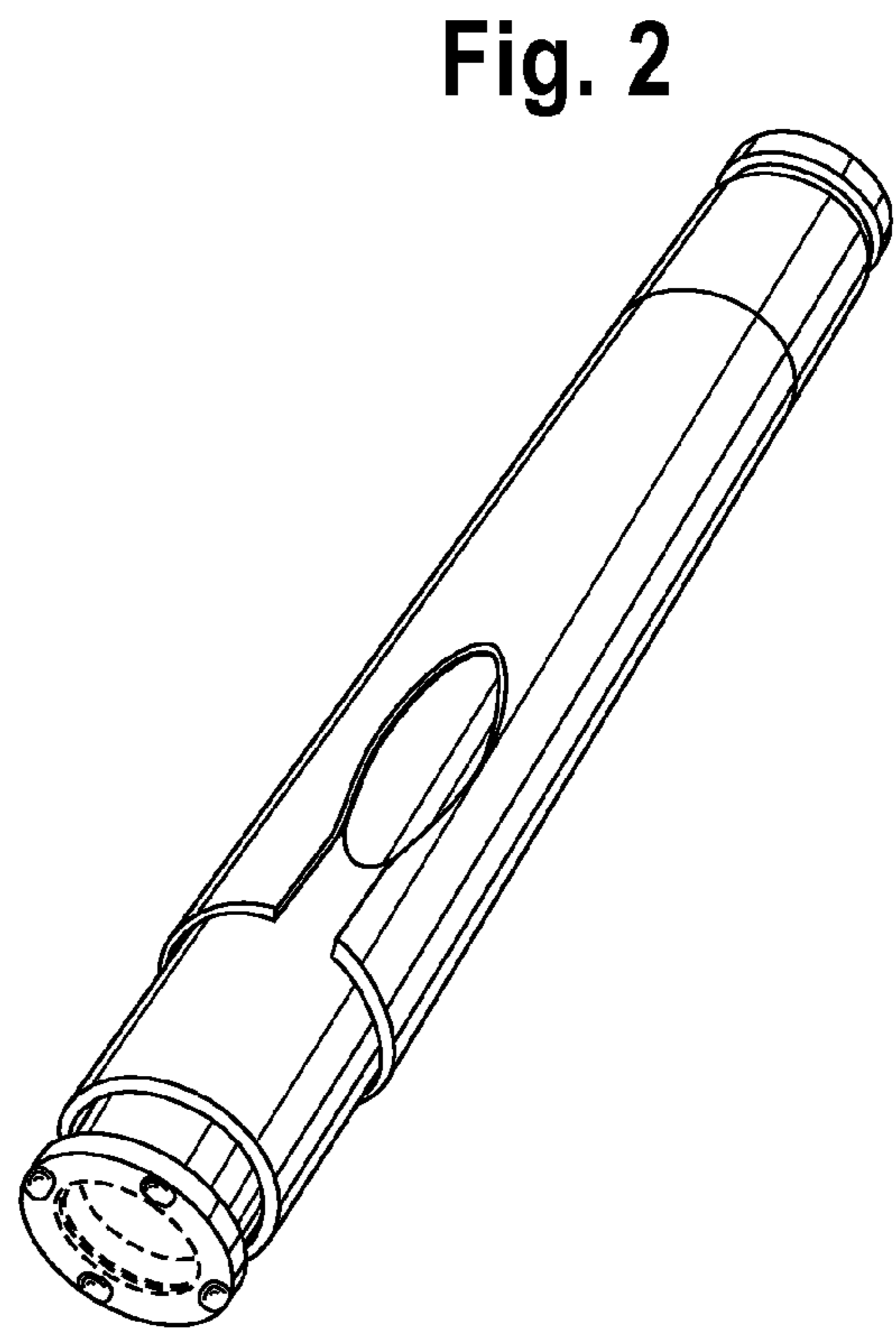


Fig. 2

Fig. 3

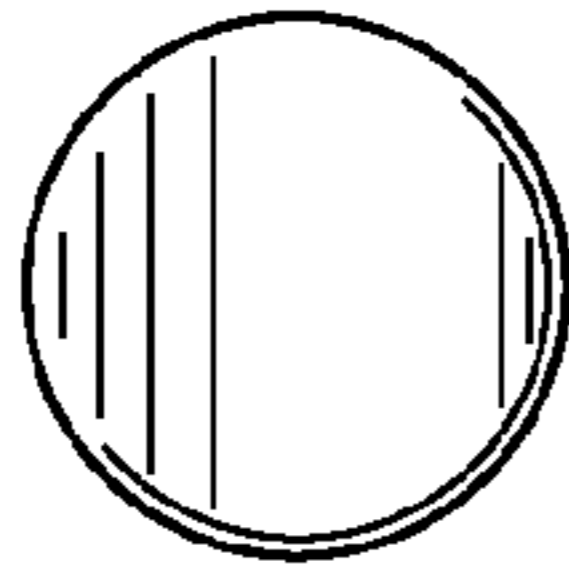


Fig. 4

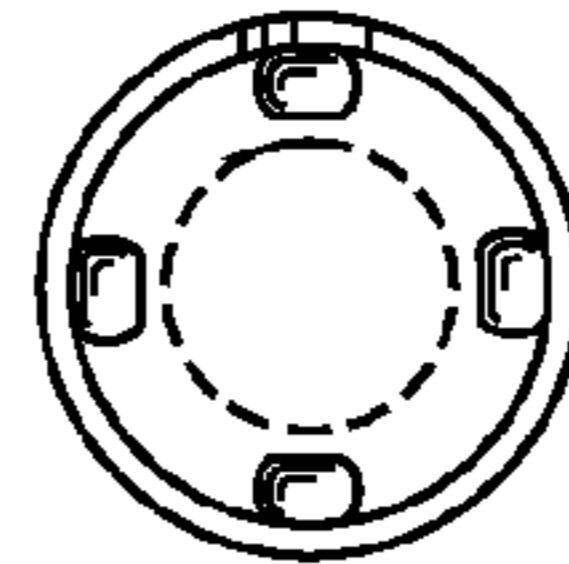


Fig. 5




Fig. 6

