



US00D627060S

(12) **United States Design Patent**  
**Crawford et al.**

(10) **Patent No.:** **US D627,060 S**  
(45) **Date of Patent:** **\*\* Nov. 9, 2010**

(54) **SAFETY BLOOD COLLECTION NEEDLE DEVICE**

(75) Inventors: **Jamieson W. Crawford**, Demarest, NJ (US); **Bradley M. Wilkinson**, North Haledon, NJ (US); **Robert Ellis**, Wayne, NJ (US); **Benjamin Bartfeld**, Pompton Lakes, NJ (US); **Neville Yu Leng Chia**, Singapore (SG)

(73) Assignee: **Becton, Dickinson and Company**, Franklin Lakes, NJ (US)

(\*\*) Term: **14 Years**

(21) Appl. No.: **29/332,737**

(22) Filed: **Feb. 24, 2009**

(51) **LOC (9) Cl.** ..... **24-02**

(52) **U.S. Cl.** ..... **D24/113**

(58) **Field of Classification Search** ..... D24/112-114, D24/133, 186, 104, 130, 127; 606/181, 185; 604/232, 187, 168.01, 192

See application file for complete search history.

(56) **References Cited**

U.S. PATENT DOCUMENTS

4,573,976 A 3/1986 Sampson et al.

(Continued)

*Primary Examiner*—David G Muller

(74) *Attorney, Agent, or Firm*—The Webb Law Firm

(57) **CLAIM**

The ornamental design of a safety blood collection needle device, as shown and described.

**DESCRIPTION**

FIG. 1 is a perspective view of a safety blood collection needle device having a patient needle guard disposed over a needle, a non-patient needle guard, and a shield in an initial position in accordance with an embodiment of the present invention;

FIG. 2 is a top view of the safety blood collection needle device of FIG. 1;

FIG. 3 is a left side view of the safety blood collection needle device of FIG. 1;

FIG. 4 is a front view of the safety blood collection needle device of FIG. 1;

FIG. 5 is a rear view of the safety blood collection needle device of FIG. 1;

FIG. 6 is a right side view of the safety blood collection needle device of FIG. 1;

FIG. 7 is a bottom view of the safety blood collection needle device of FIG. 1;

FIG. 8 is a perspective view of the safety blood collection needle device of FIG. 1 having the patient needle guard removed and the shield in a retracted position in accordance with an embodiment of the present invention;

FIG. 9 is a top view of the safety blood collection needle device of FIG. 8;

FIG. 10 is a left side view of the safety blood collection needle device of FIG. 8;

FIG. 11 is a front view of the safety blood collection needle device of FIG. 8;

FIG. 12 is a rear view of the safety blood collection needle device of FIG. 8;

FIG. 13 is a right side view of the safety blood collection needle device of FIG. 8;

FIG. 14 is a bottom view of the safety blood collection needle device of FIG. 8;

FIG. 15 is a perspective view of the safety blood collection needle device of FIG. 1 having the patient needle guard removed and the shield in a shielded position in accordance with an embodiment of the present invention;

FIG. 16 is a top view of the safety blood collection needle device of FIG. 15;

FIG. 17 is a left side view of the safety blood collection needle device of FIG. 15;

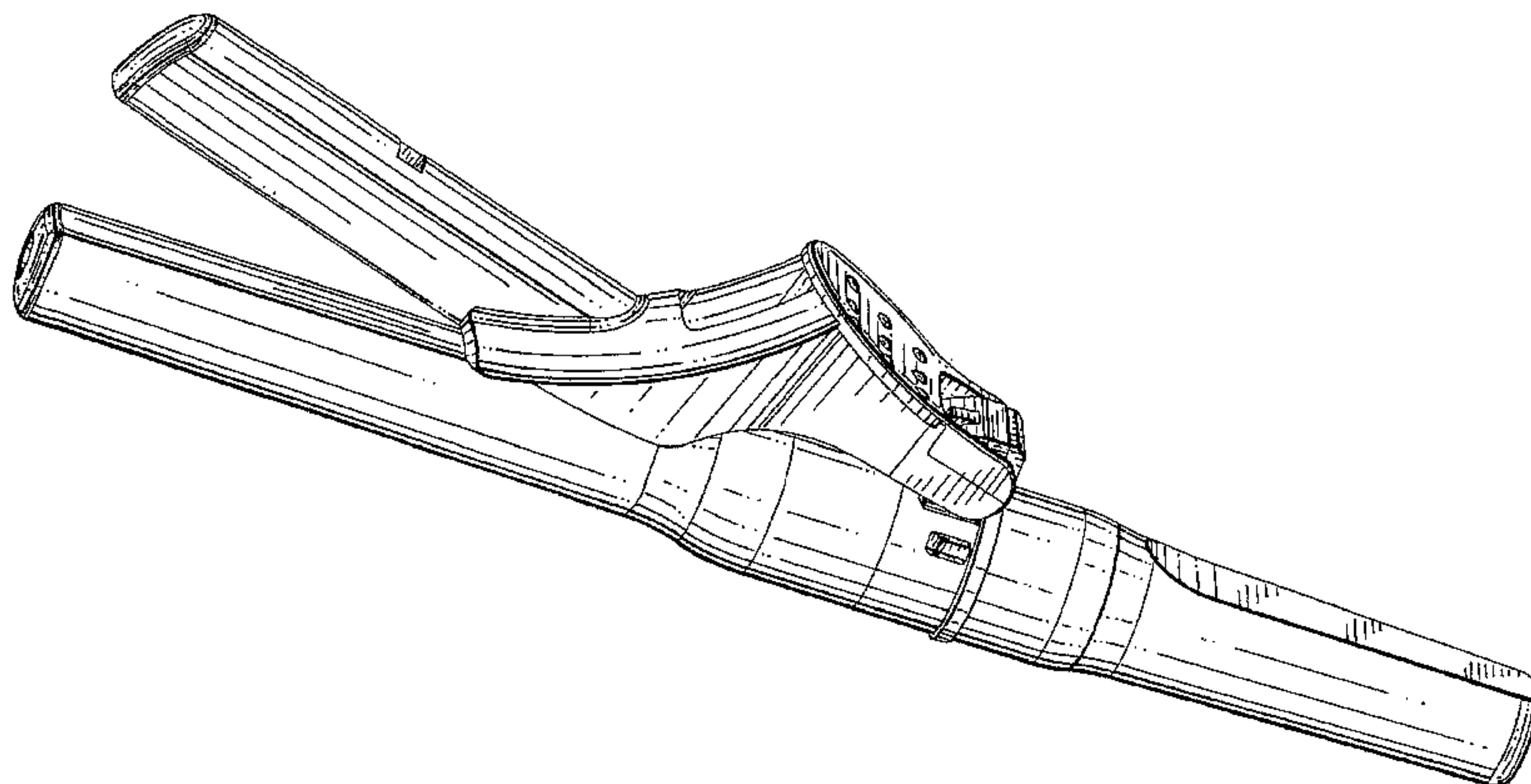
FIG. 18 is a front view of the safety blood collection needle device of FIG. 15;

FIG. 19 is a rear view of the safety blood collection needle device of FIG. 15;

FIG. 20 is a right side view of the safety blood collection needle device of FIG. 15; and,

FIG. 21 is a bottom view of the safety blood collection needle device of FIG. 15.

**1 Claim, 14 Drawing Sheets**



# US D627,060 S

Page 2

## U.S. PATENT DOCUMENTS

4,641,663	A	2/1987	Juhn	
4,795,443	A	1/1989	Permenter et al.	
4,840,619	A	6/1989	Hughes	
4,894,055	A	1/1990	Sudnak	
4,900,307	A	2/1990	Kulli	
4,994,046	A	2/1991	Wesson et al.	
5,015,241	A	5/1991	Feimer	
5,215,534	A	6/1993	De Harde et al.	
5,222,502	A	6/1993	Kurose	
5,242,417	A	9/1993	Paudler	
5,303,713	A	4/1994	Kurose	
5,312,372	A	5/1994	DeHarde et al.	
5,336,199	A	8/1994	Castillo et al.	
5,348,544	A	9/1994	Sweeney et al.	
5,356,392	A	10/1994	Firth et al.	
5,411,492	A	5/1995	Sturman et al.	
5,466,223	A	11/1995	Bressler et al.	
5,501,675	A	3/1996	Erskine	
D383,539	S *	9/1997	Croley .....	D24/133
5,672,161	A	9/1997	Allen et al.	
5,676,658	A	10/1997	Erskine	
5,702,369	A	12/1997	Mercereau	
5,704,920	A	1/1998	Gyure	
D394,109	S *	5/1998	Miller et al. ....	D24/133
5,755,522	A	5/1998	Ito	
5,984,899	A	11/1999	D'Alessio et al.	
D422,700	S	4/2000	Crawford et al.	
D424,194	S *	5/2000	Holdaway et al. ....	D24/112
6,149,629	A	11/2000	Wilson et al.	
D442,280	S	5/2001	Crawford et al.	
6,261,263	B1	7/2001	Huet et al.	
6,298,541	B1	10/2001	Newby et al.	
D458,678	S *	6/2002	Cindrich .....	D24/130
D458,994	S *	6/2002	Cindrich .....	D24/130
D459,474	S *	6/2002	Bratt et al. ....	D24/133
6,436,086	B1	8/2002	Newby et al.	
6,440,104	B1	8/2002	Newby et al.	
6,533,760	B2	3/2003	Leong	
6,592,556	B1	7/2003	Thorne	
6,623,456	B1	9/2003	Holdaway et al.	
6,635,032	B2	10/2003	Ward, Jr.	
6,648,855	B2	11/2003	Crawford et al.	
6,699,217	B2	3/2004	Bennett et al.	

6,712,792	B2	3/2004	Leong	
6,780,169	B2	8/2004	Crawford	
6,837,877	B2	1/2005	Zurcher	
6,869,415	B2	3/2005	Asbaghi	
6,984,223	B2	1/2006	Newby et al.	
7,001,363	B2	2/2006	Ferguson et al.	
7,128,726	B2	10/2006	Crawford et al.	
7,147,624	B2	12/2006	Hirsiger et al.	
7,163,526	B2	1/2007	Leong et al.	
7,223,258	B2	5/2007	Crawford	
D559,385	S *	1/2008	Boone et al. ....	D24/133
D562,981	S *	2/2008	Trissel et al. ....	D24/133
D571,914	S *	6/2008	Bacher .....	D24/133
D576,725	S *	9/2008	Shumer et al. ....	D24/133
7,428,773	B2	9/2008	Newby et al.	
D578,644	S *	10/2008	Shumer et al. ....	D24/133
D578,645	S *	10/2008	Shumer et al. ....	D24/133
D585,993	S *	2/2009	Kousuge .....	D24/186
2002/0151852	A1	10/2002	Crawford et al.	
2002/0151853	A1	10/2002	Crawford	
2002/0156425	A1	10/2002	Crawford et al.	
2002/0161336	A1	10/2002	Crawford et al.	
2002/0193748	A1	12/2002	Cocker et al.	
2004/0059302	A1	3/2004	Crawford et al.	
2004/0092872	A1	5/2004	Botich et al.	
2005/0004524	A1	1/2005	Newby et al.	
2005/0187493	A1	8/2005	Swenson et al.	
2005/0245879	A9	11/2005	Crawford	
2006/0036219	A1	2/2006	Alvin	
2007/0167914	A1	7/2007	Leong et al.	

## OTHER PUBLICATIONS

U.S. Appl. No. 11/572,220, filed Aug. 26, 2008; Swenson.  
 U.S. Appl. No. 12/044,354, filed Mar. 7, 2008; Tan.  
 U.S. Appl. No. 12/044,469, filed Mar. 7, 2008; Crawford.  
 U.S. Appl. No. 12/206,273, filed Sep. 8, 2008; Tan.  
 U.S. Appl. No. 12/206,299, filed Sep. 8, 2008; Crawford.  
 U.S. Appl. No. 29/323,441, filed Aug. 26, 2008; Crawford.  
 U.S. Appl. No. 29/323,447, filed Aug. 26, 2008; Crawford.  
 U.S. Appl. No. 29/323,452, filed Aug. 26, 2008; Crawford.  
 U.S. Appl. No. 29/323,445, filed Aug. 26, 2008; Crawford et al.  
 U.S. Appl. No. 29/332,736, filed Feb. 24, 2009; Crawford et al.

\* cited by examiner



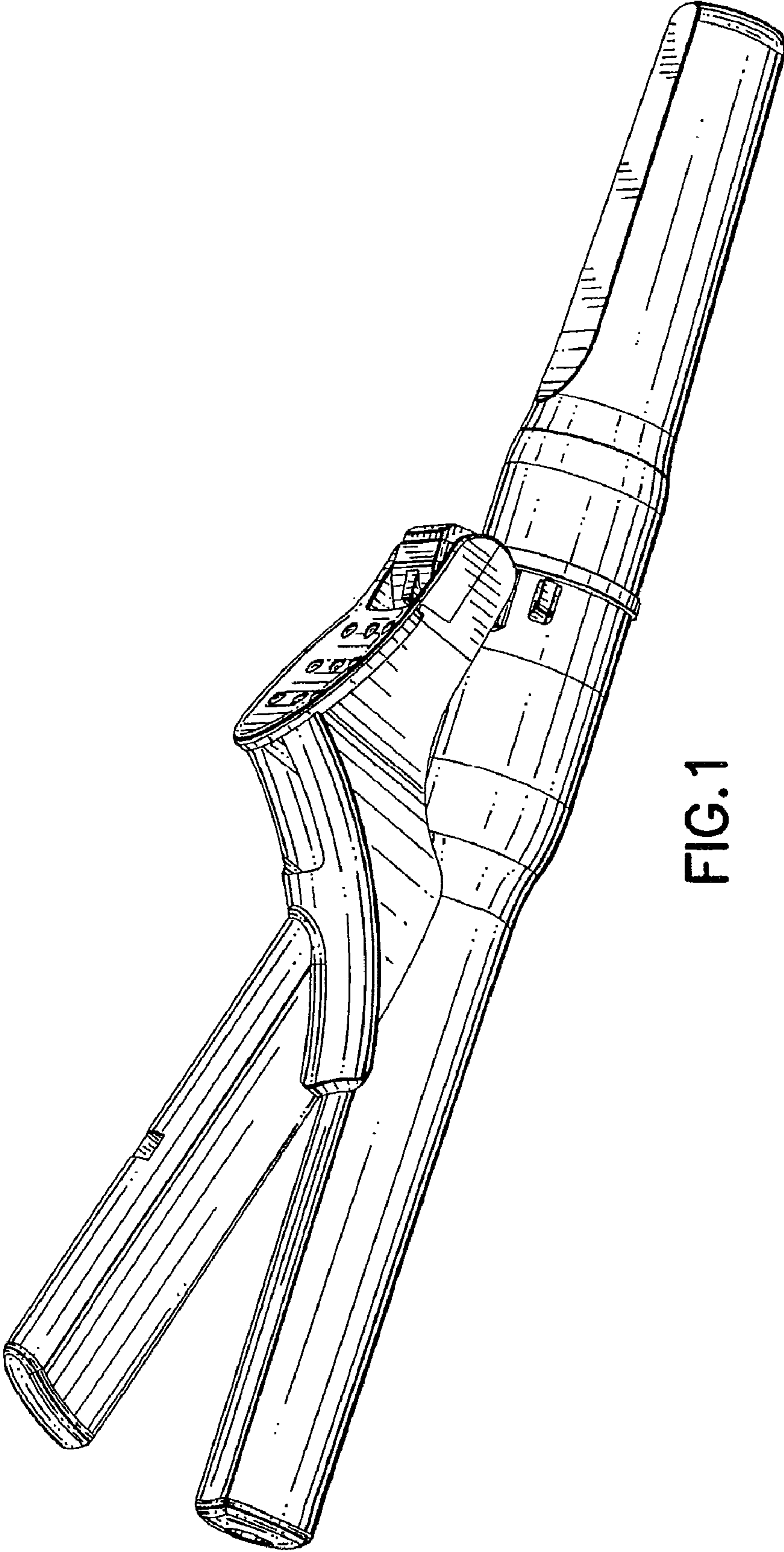


FIG. 1

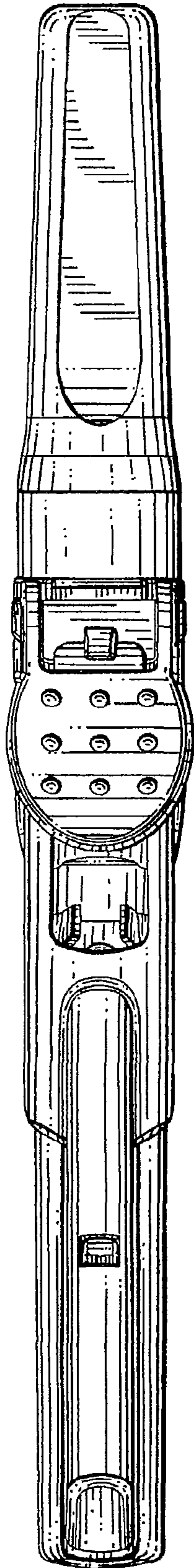


FIG. 2

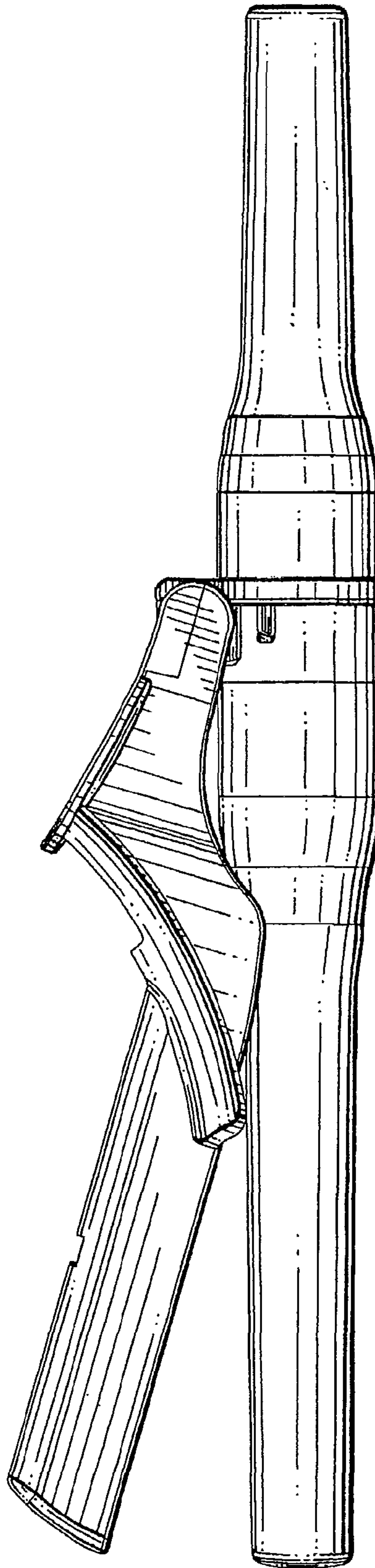


FIG. 3

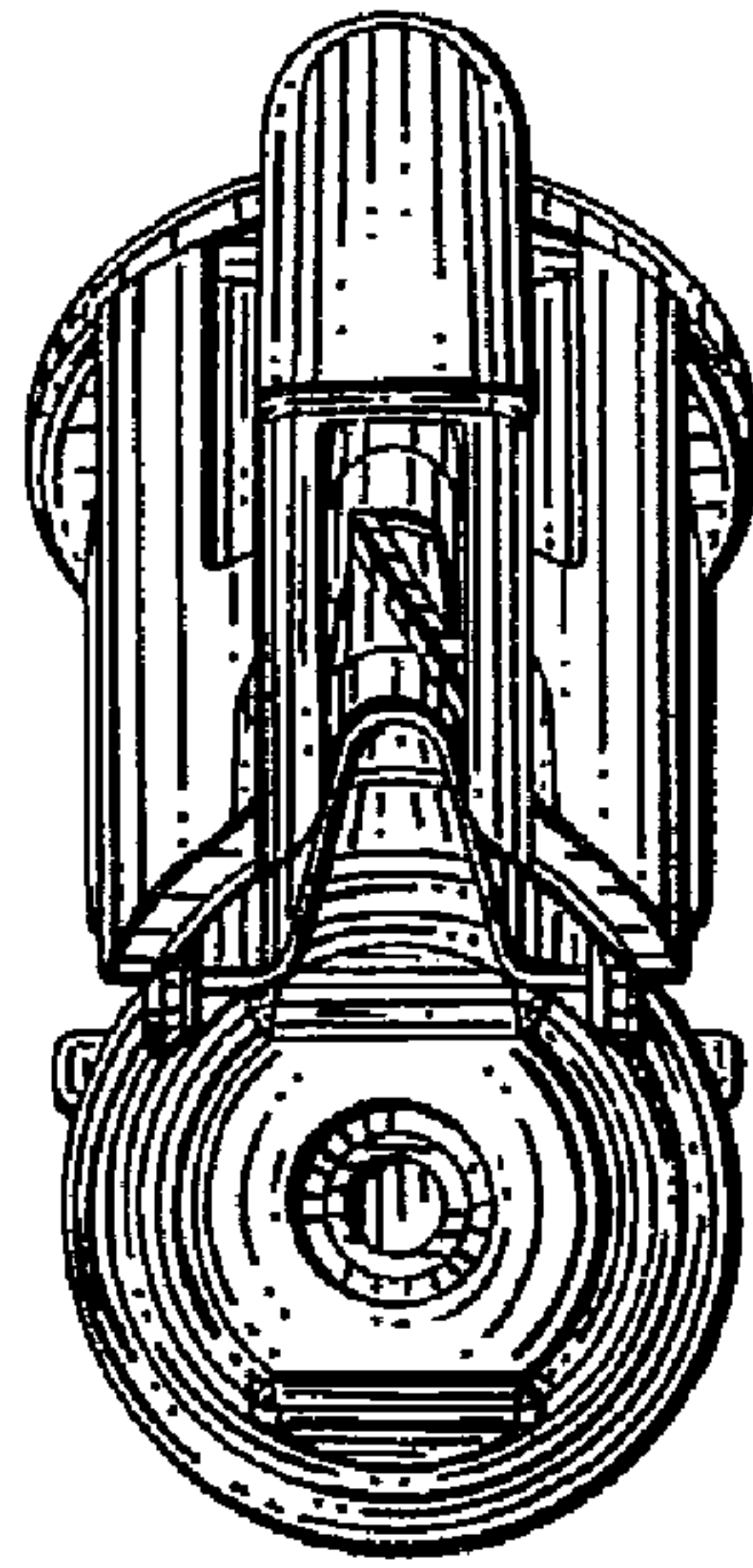


FIG. 4

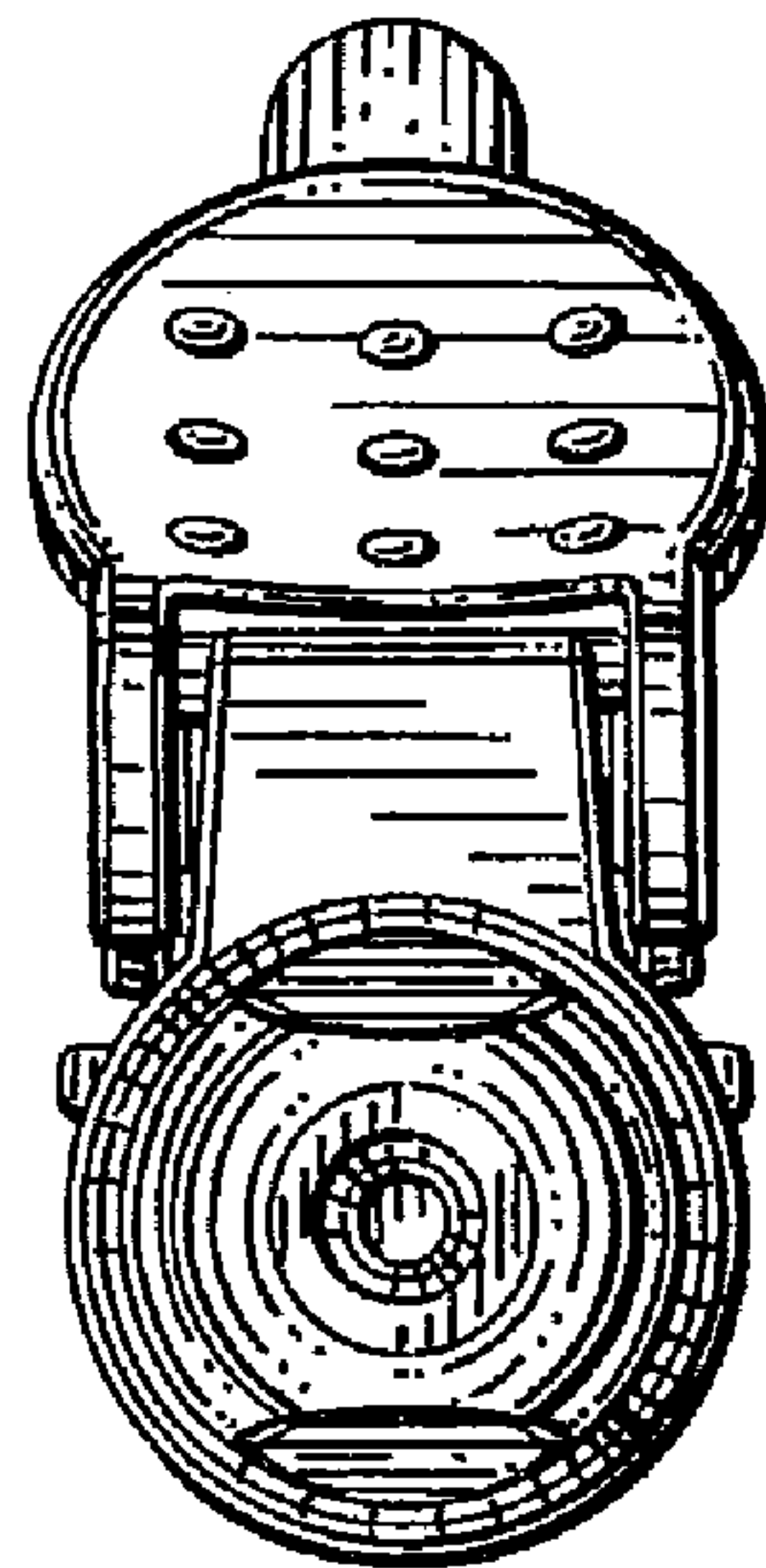


FIG. 5

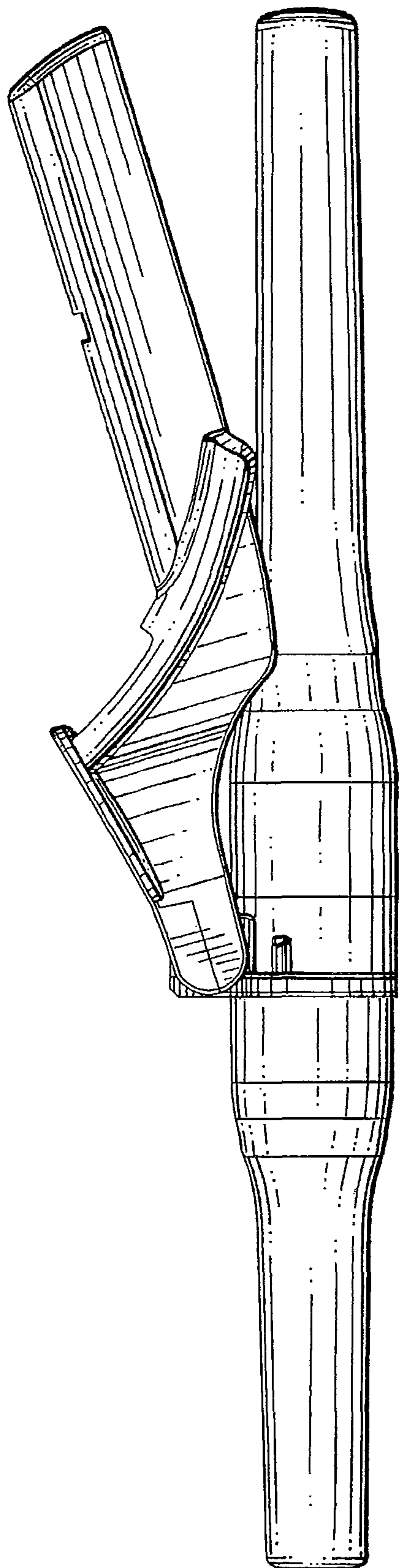


FIG. 6

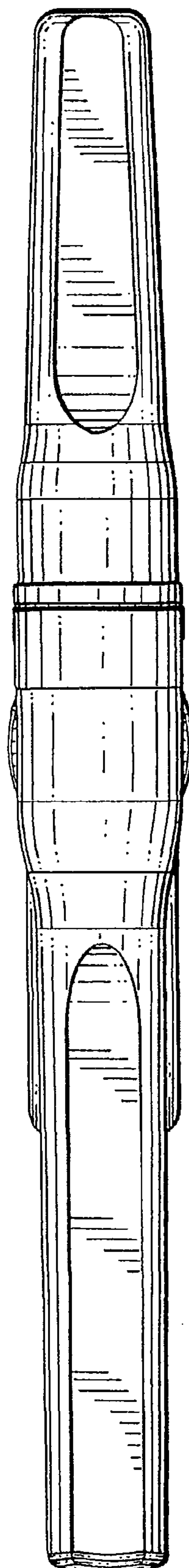


FIG. 7



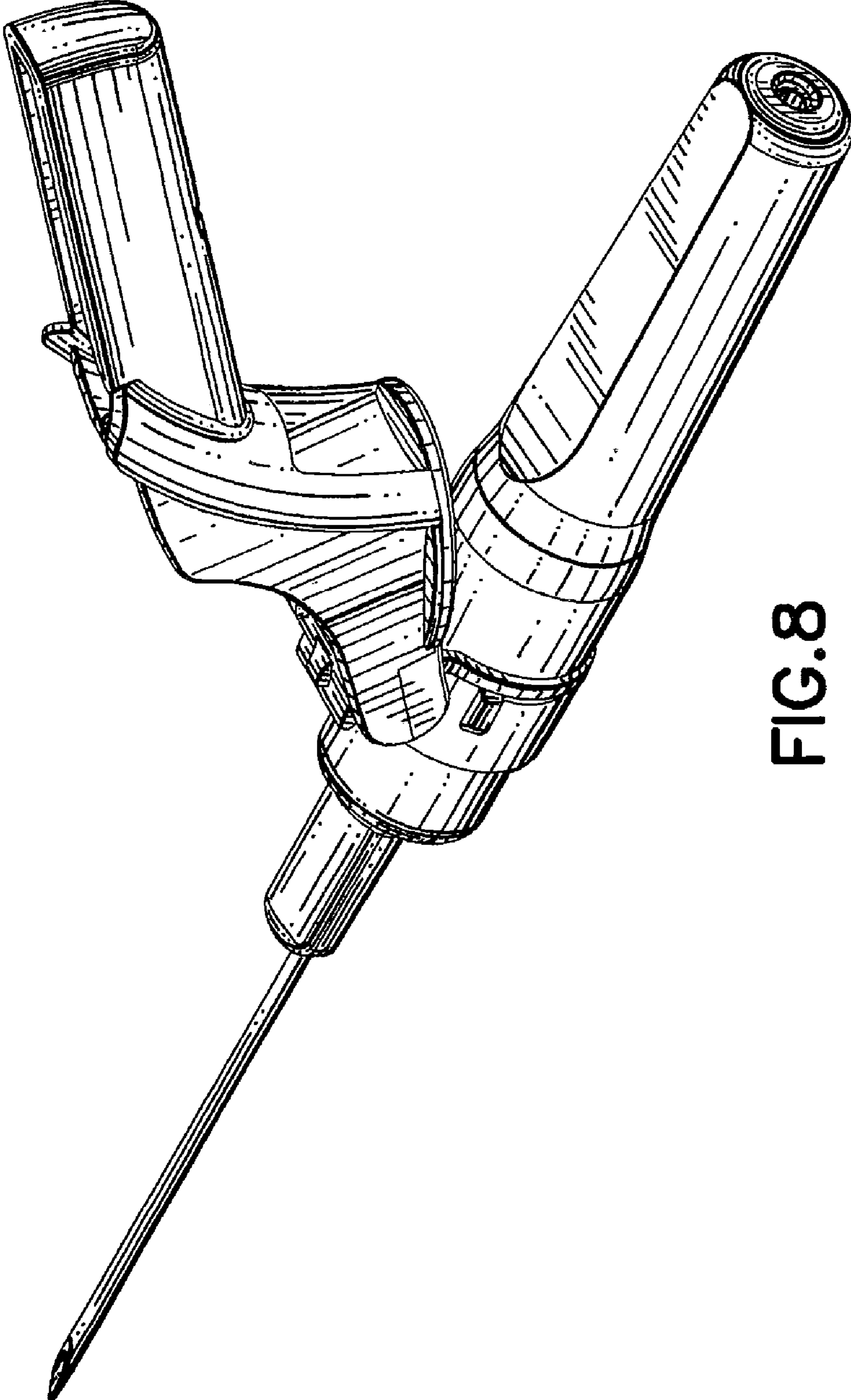


FIG.8

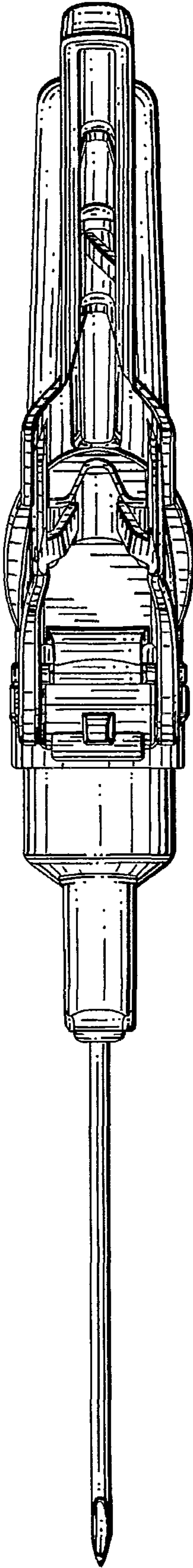


FIG.9



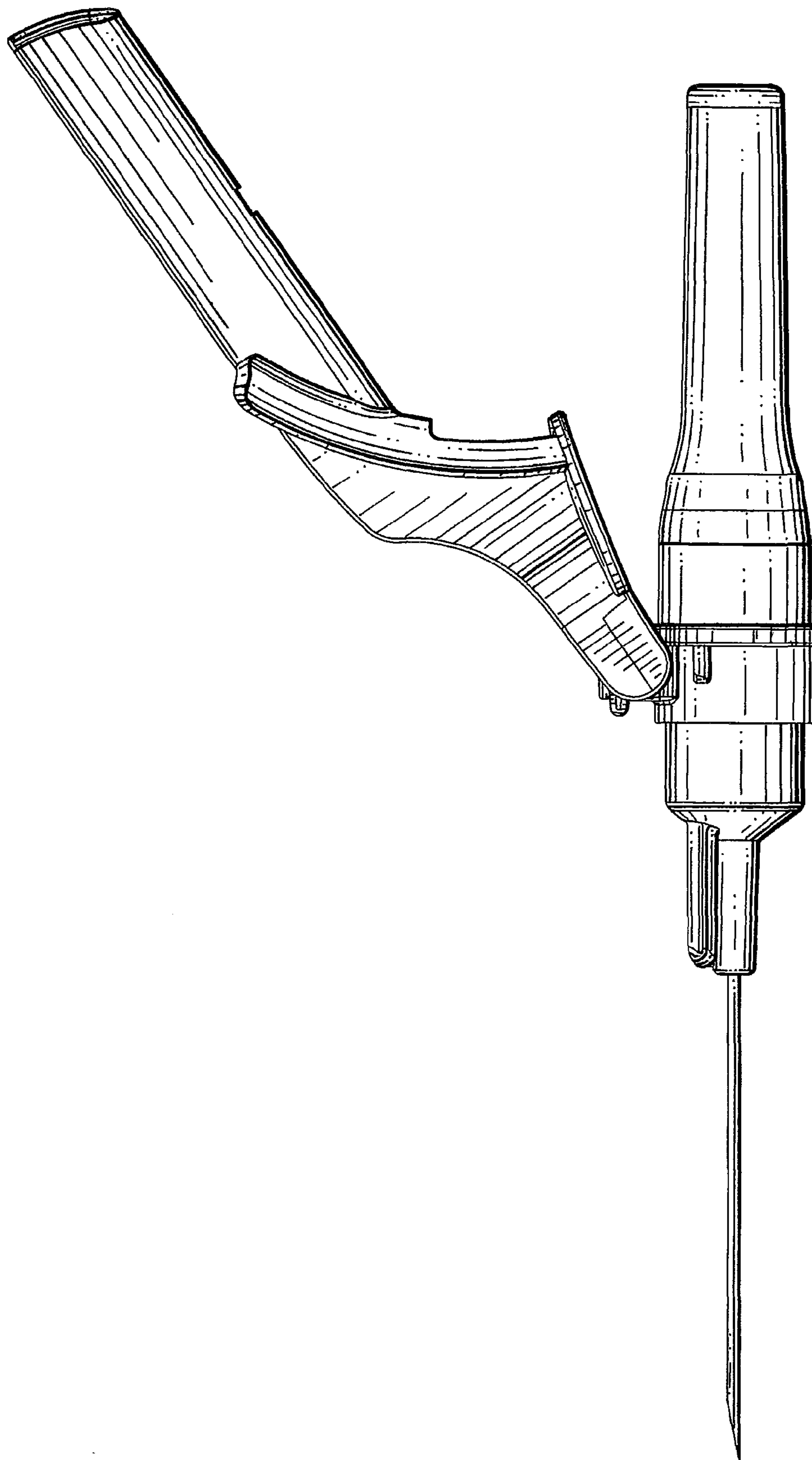


FIG. 10

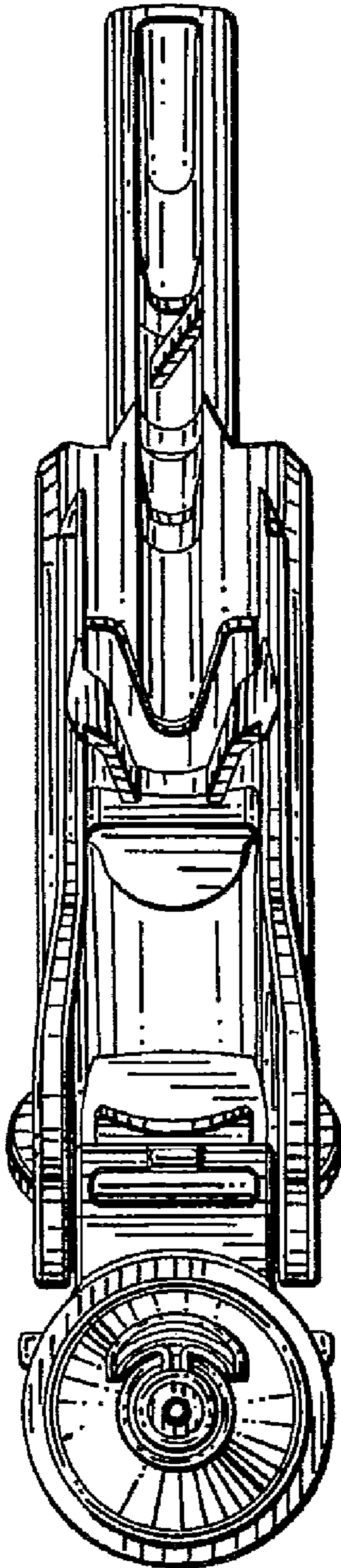


FIG. 11

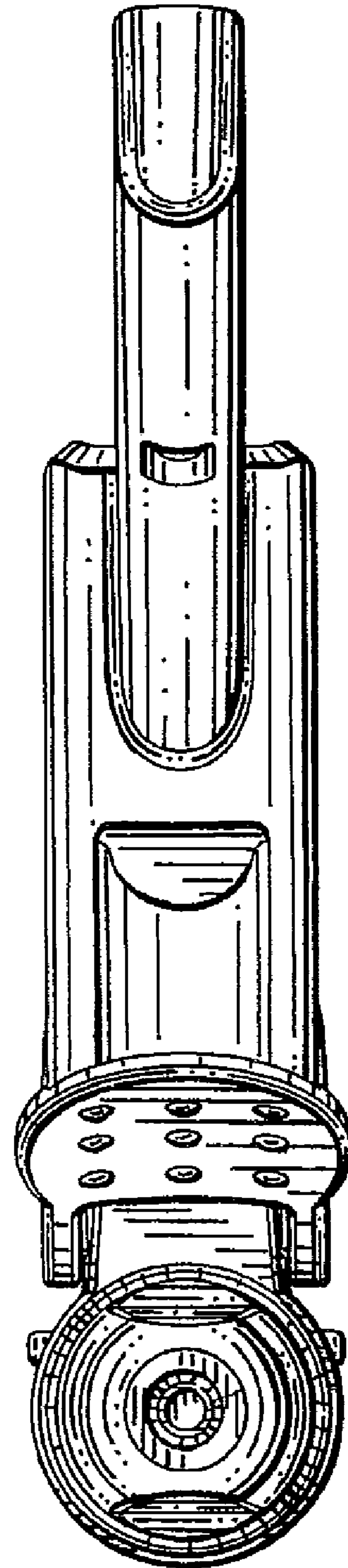


FIG. 12

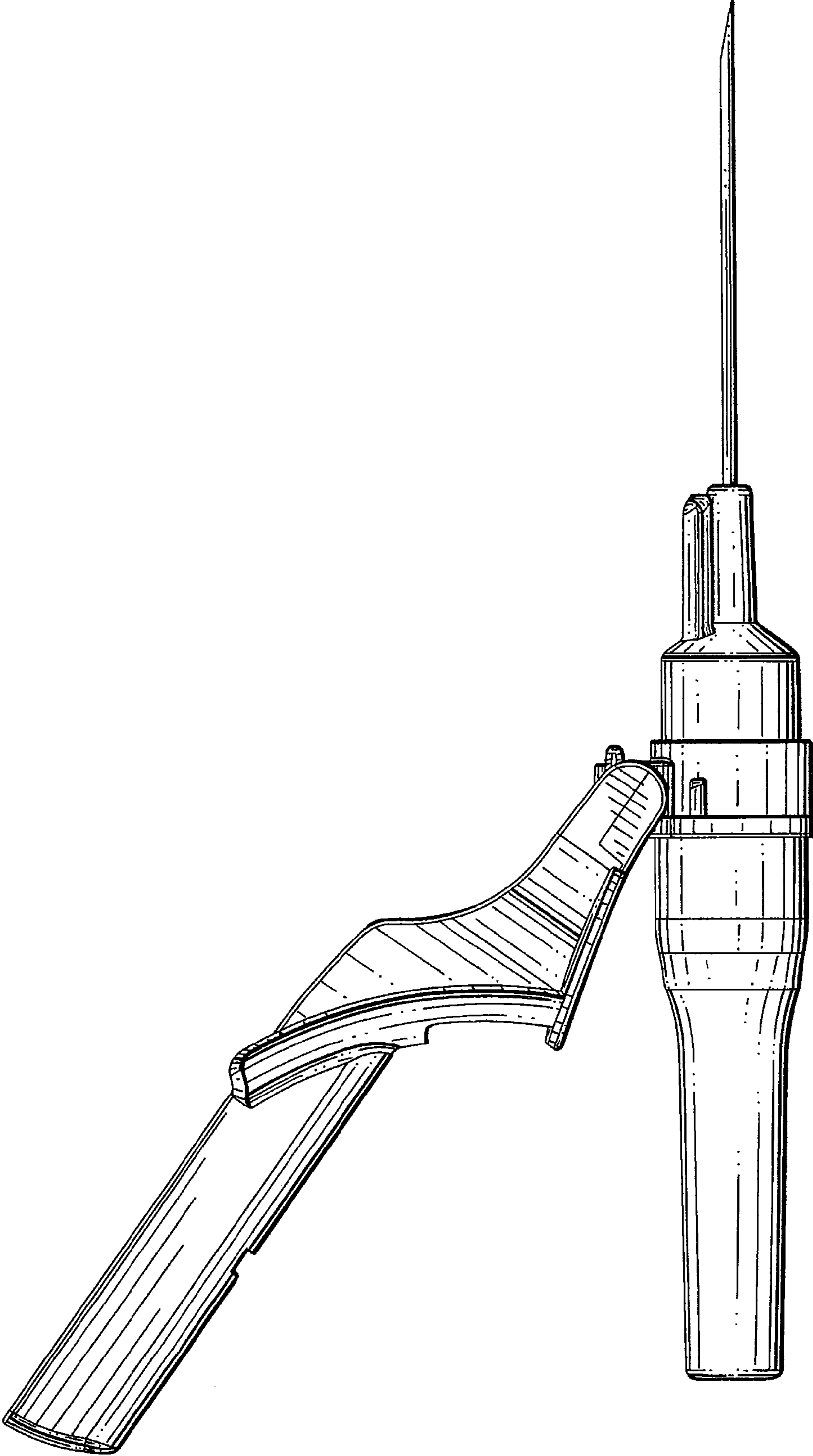


FIG.13

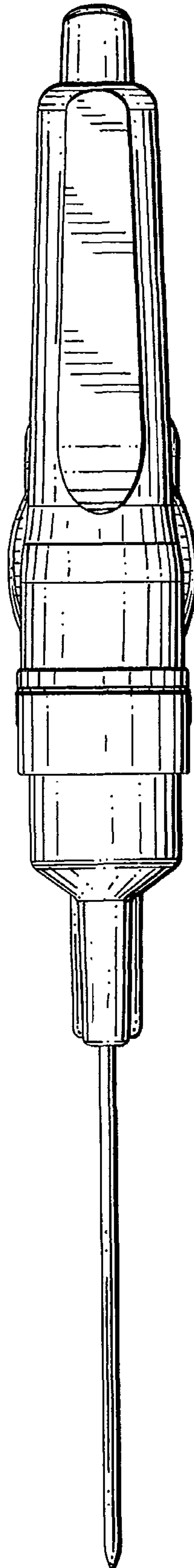


FIG.14



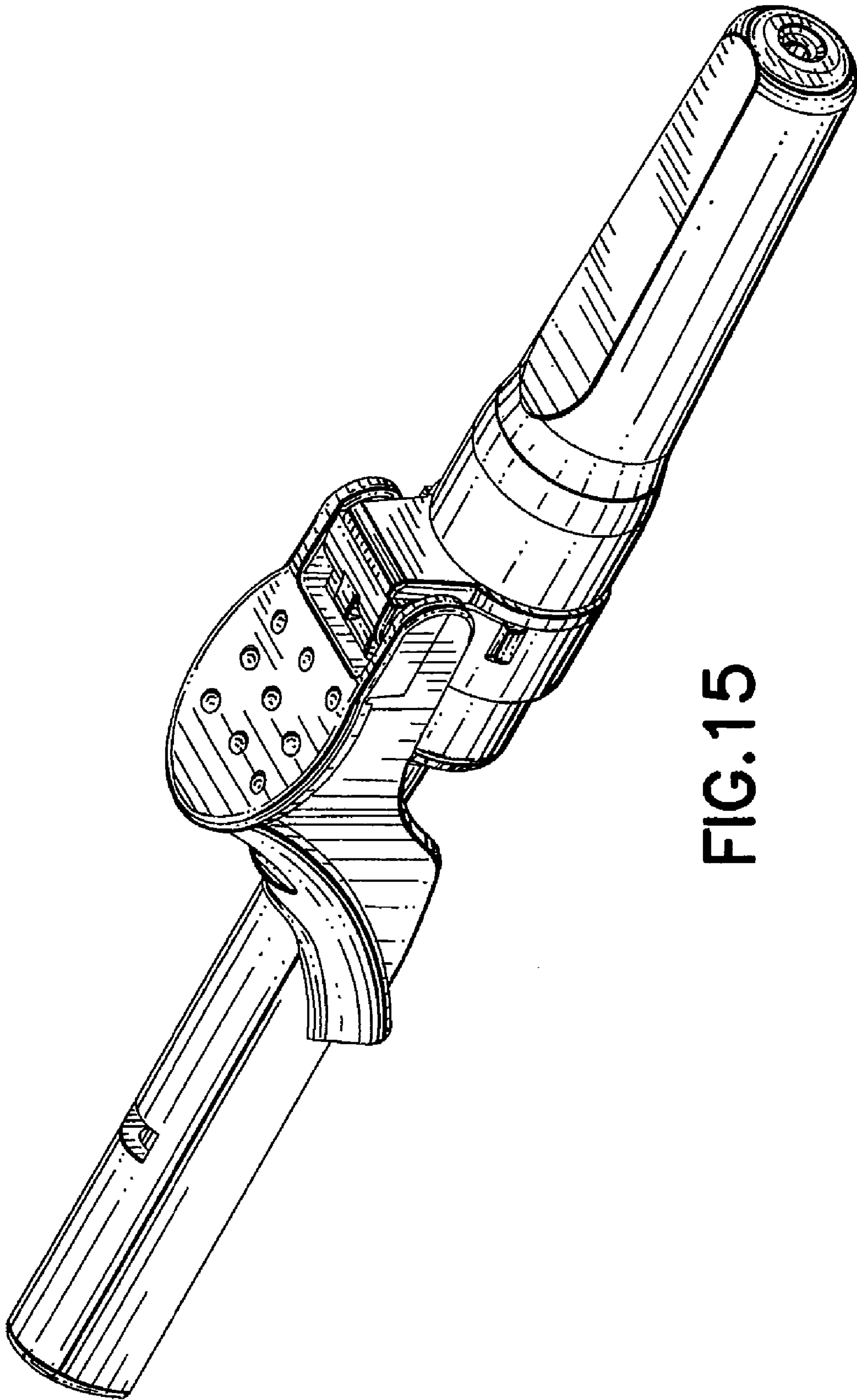


FIG. 15

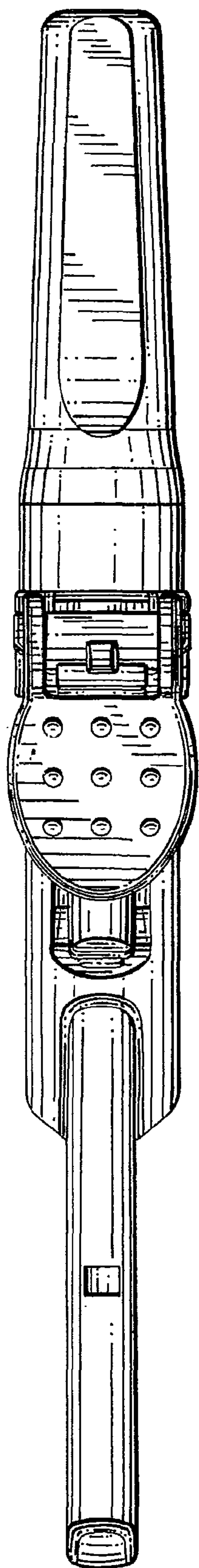


FIG. 16

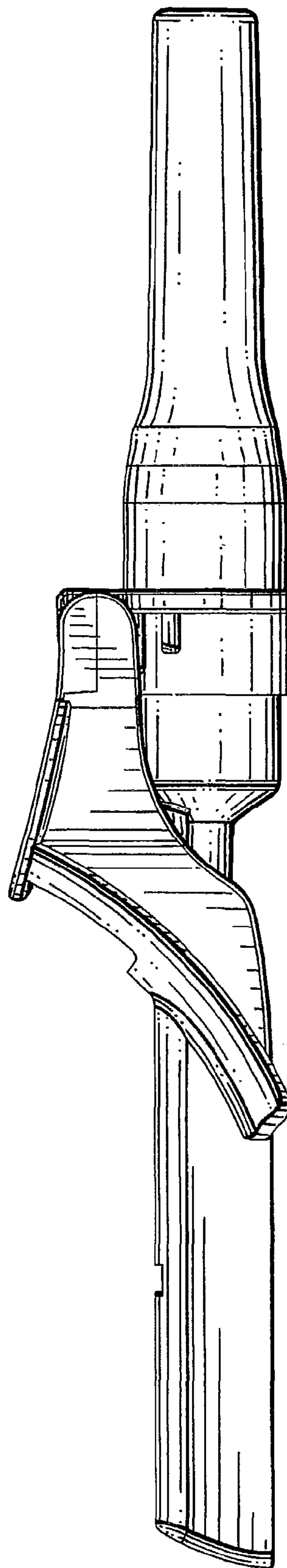


FIG. 17

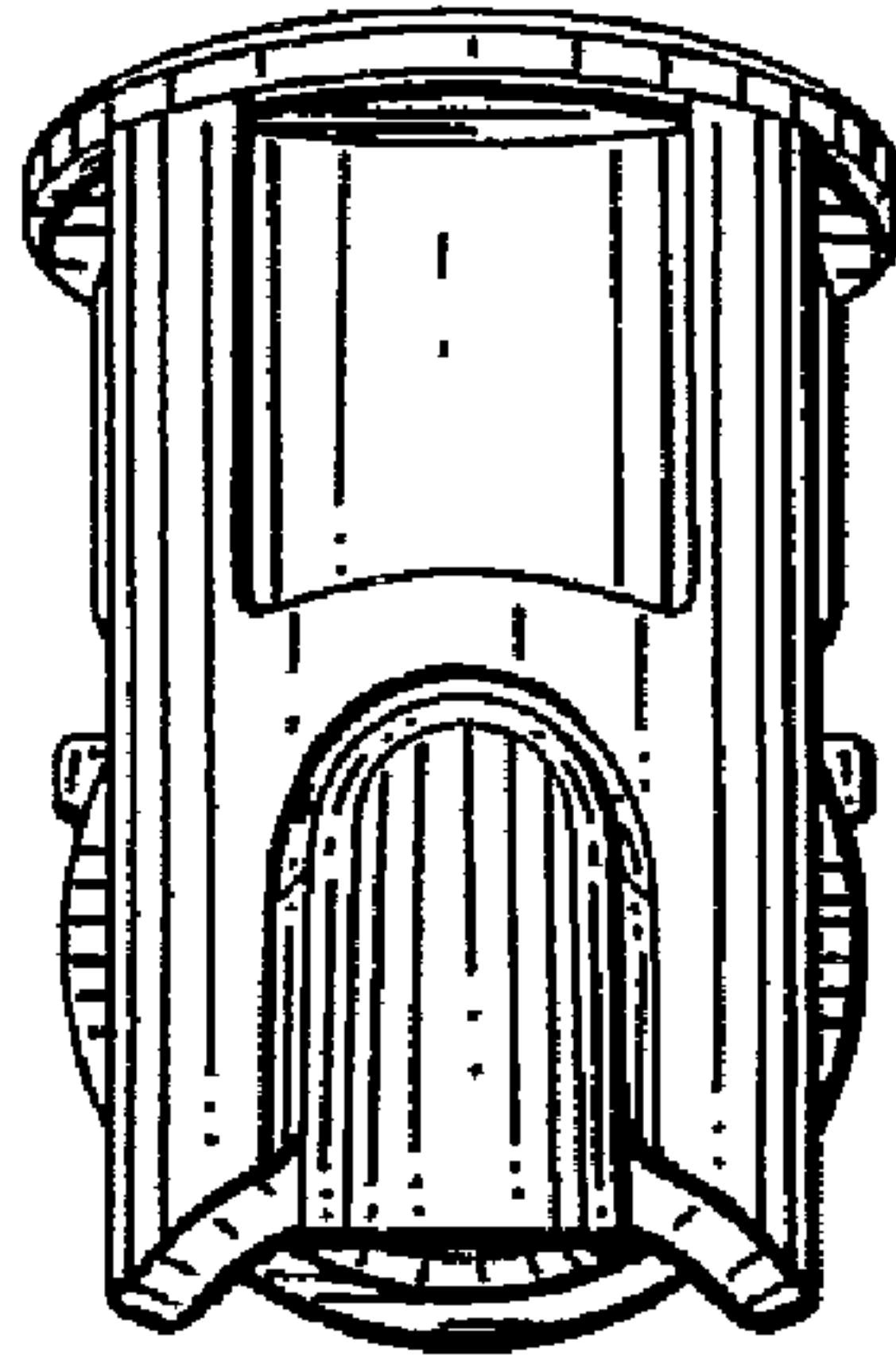


FIG. 18

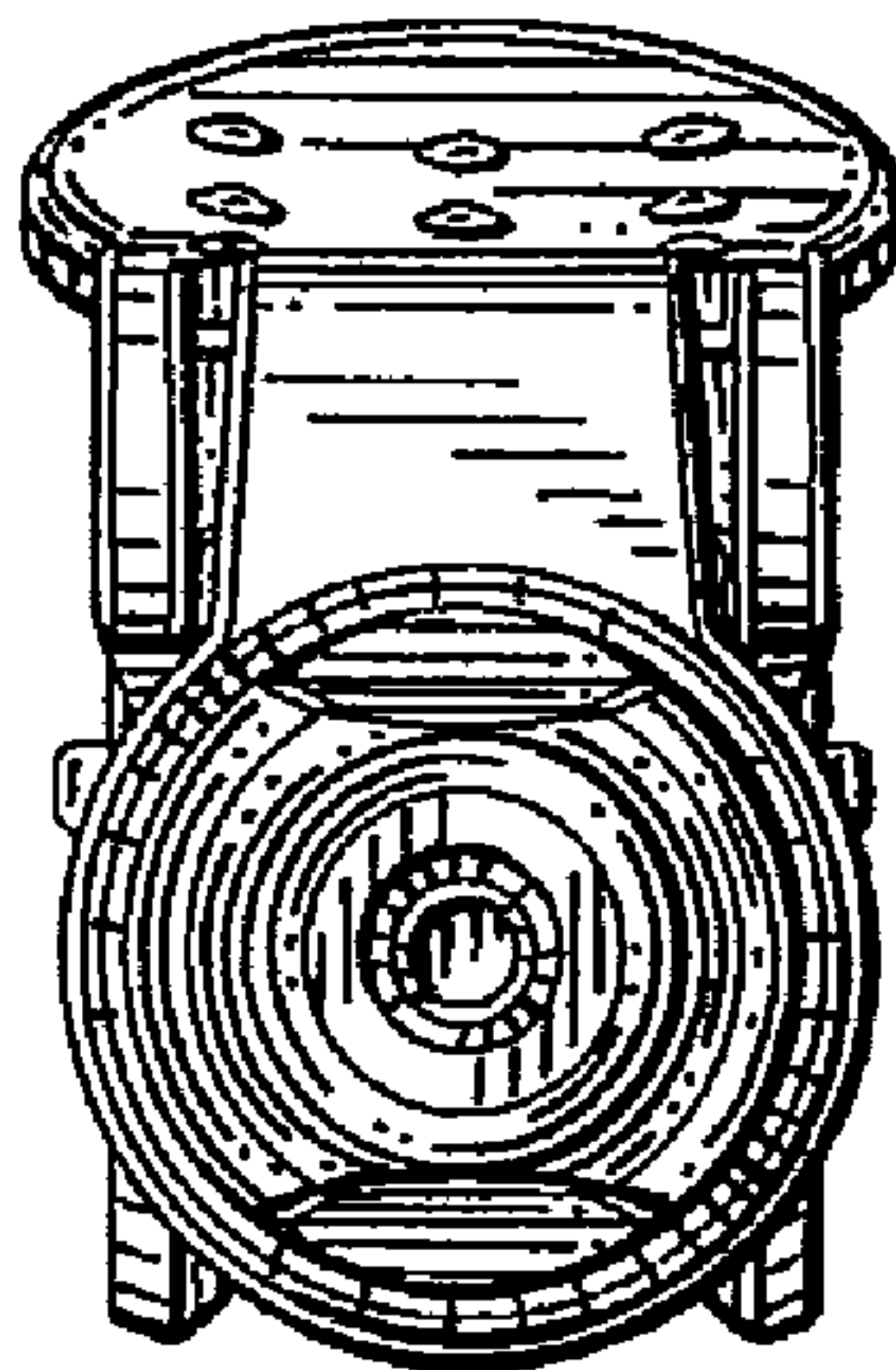


FIG. 19

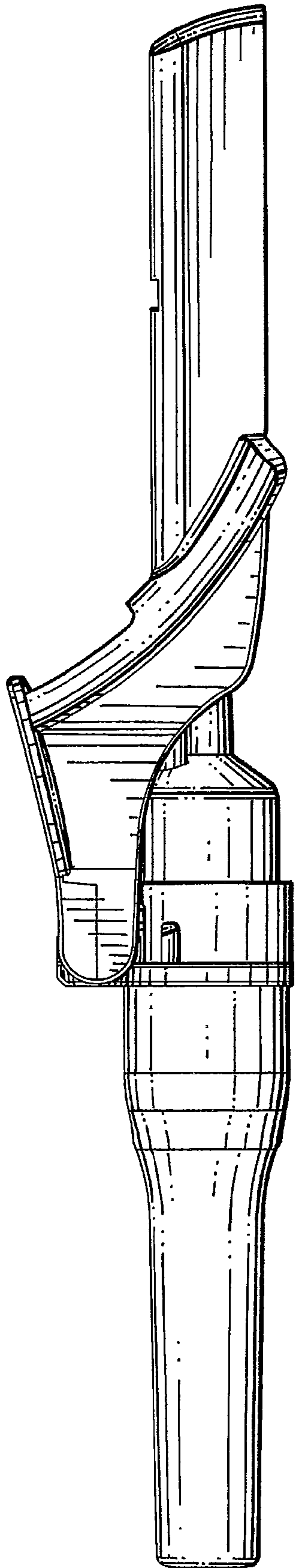


FIG. 20

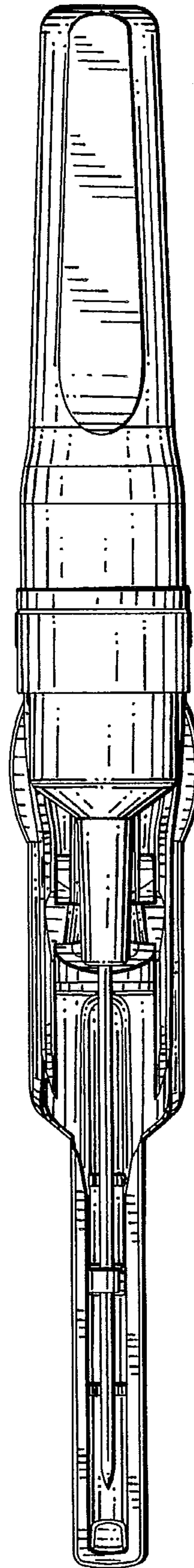


FIG. 21