



US00D627029S

(12) **United States Design Patent**
Heiden

(10) **Patent No.:** **US D627,029 S**
(45) **Date of Patent:** **** Nov. 9, 2010**

(54) **ARROW REST**

D527,056 S * 8/2006 Manville D21/484

(76) Inventor: **Michael Allen Heiden**, 20566 Deerfield Rd., Deerfield, MI (US) 49239

* cited by examiner

(**) Term: **14 Years**

Primary Examiner—T. Chase Nelson
Assistant Examiner—Michael A Pratt
(74) *Attorney, Agent, or Firm*—Weiner & Burt, P.C.; Irving M. Weiner; Pamela S. Burt

(21) Appl. No.: **29/361,582**

(22) Filed: **May 12, 2010**

(57) **CLAIM**

(51) **LOC (9) Cl.** **22-01**

The ornamental design for an arrow rest, as shown and described.

(52) **U.S. Cl.** **D22/107**

(58) **Field of Classification Search** D22/100,
D22/109, 199; D17/20, 99; 84/320–322,
84/458; 124/23.1, 25.6, 86, 88, 44.5
See application file for complete search history.

DESCRIPTION

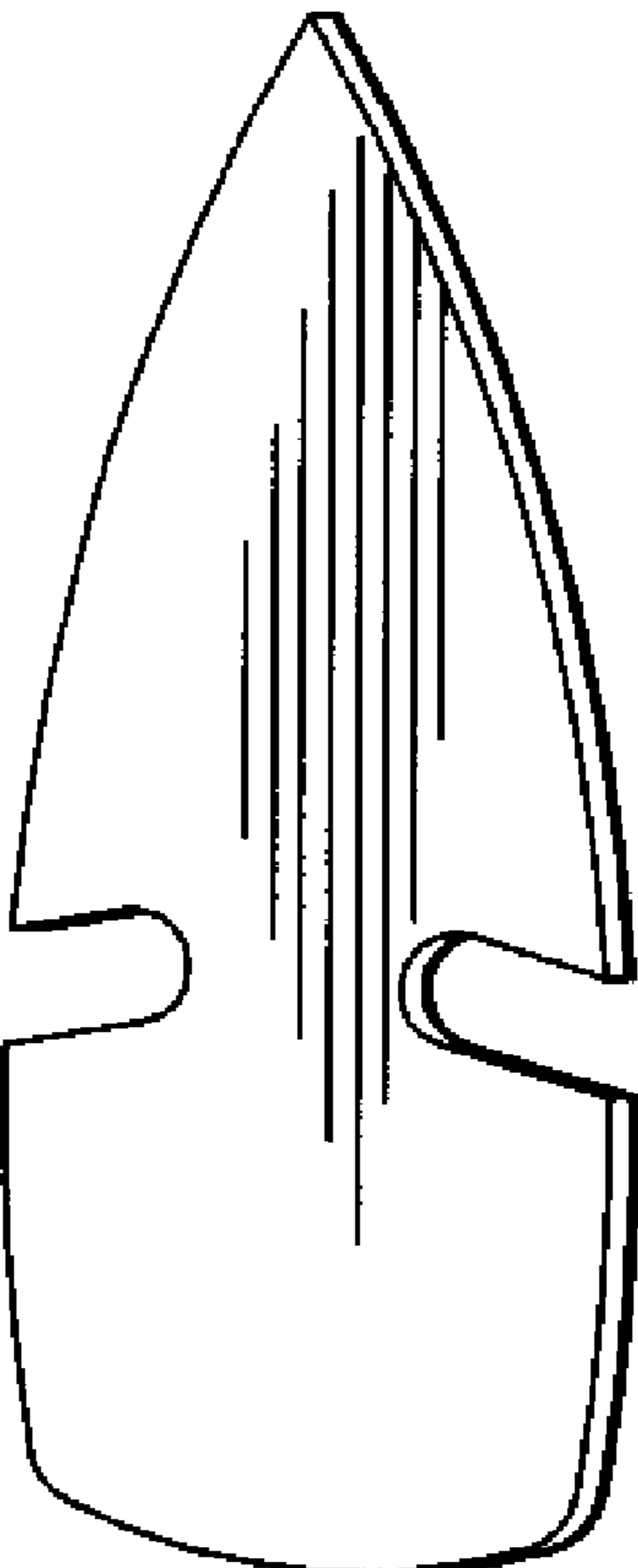
(56) **References Cited**

U.S. PATENT DOCUMENTS

3,891,423	A *	6/1975	Stanley et al.	504/175
D257,502	S *	11/1980	Viel, III	D8/1
D258,559	S *	3/1981	Viel, III	D8/1
D498,841	S *	11/2004	Bell et al.	D24/125
D507,051	S *	7/2005	Bell et al.	D24/125
7,060,882	B2 *	6/2006	Greenwald	84/320

FIG. 1 is a perspective view of an arrow rest showing my new design;
FIG. 2 is a left side elevational view thereof;
FIG. 3 is a front elevational view thereof;
FIG. 4 is a right side elevational view thereof;
FIG. 5 is a rear elevational view thereof;
FIG. 6 is a top plan view thereof; and,
FIG. 7 is a bottom view thereof.

1 Claim, 1 Drawing Sheet



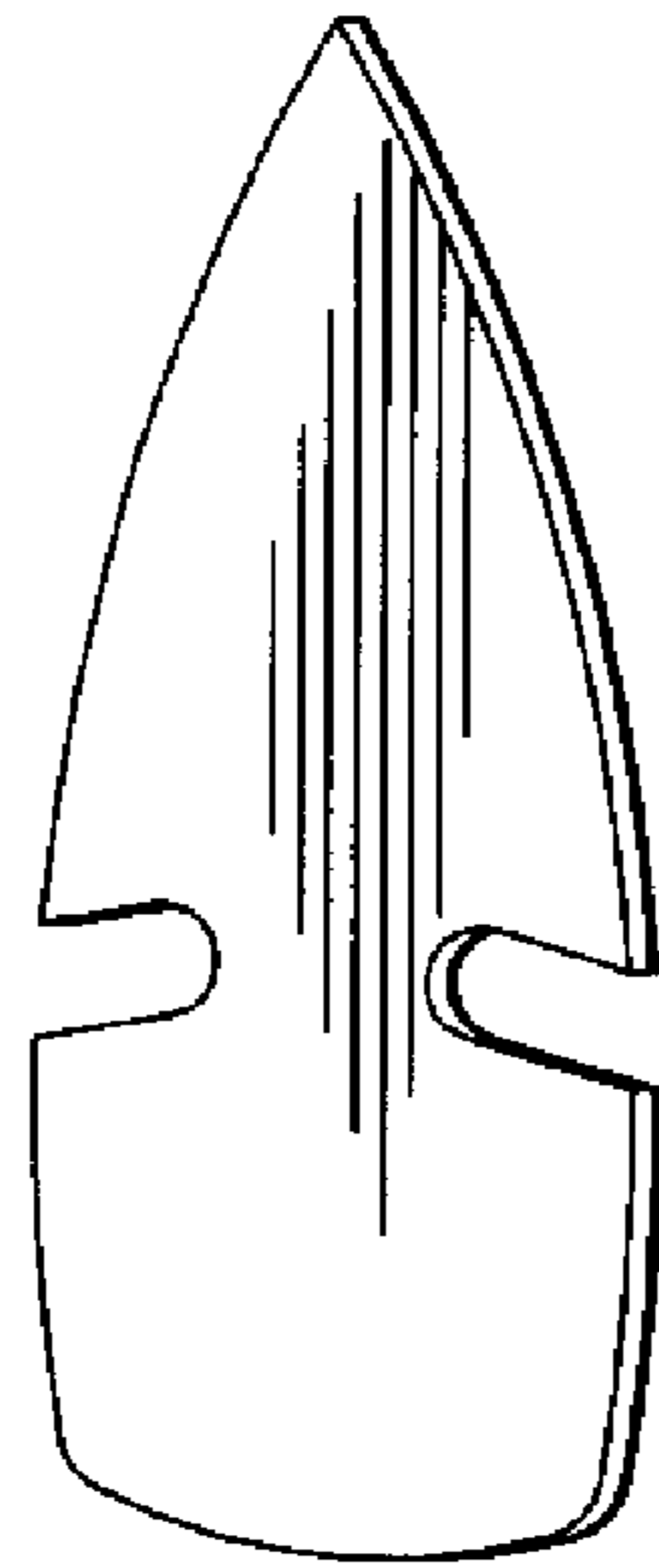


FIG 1



FIG 6



FIG 2

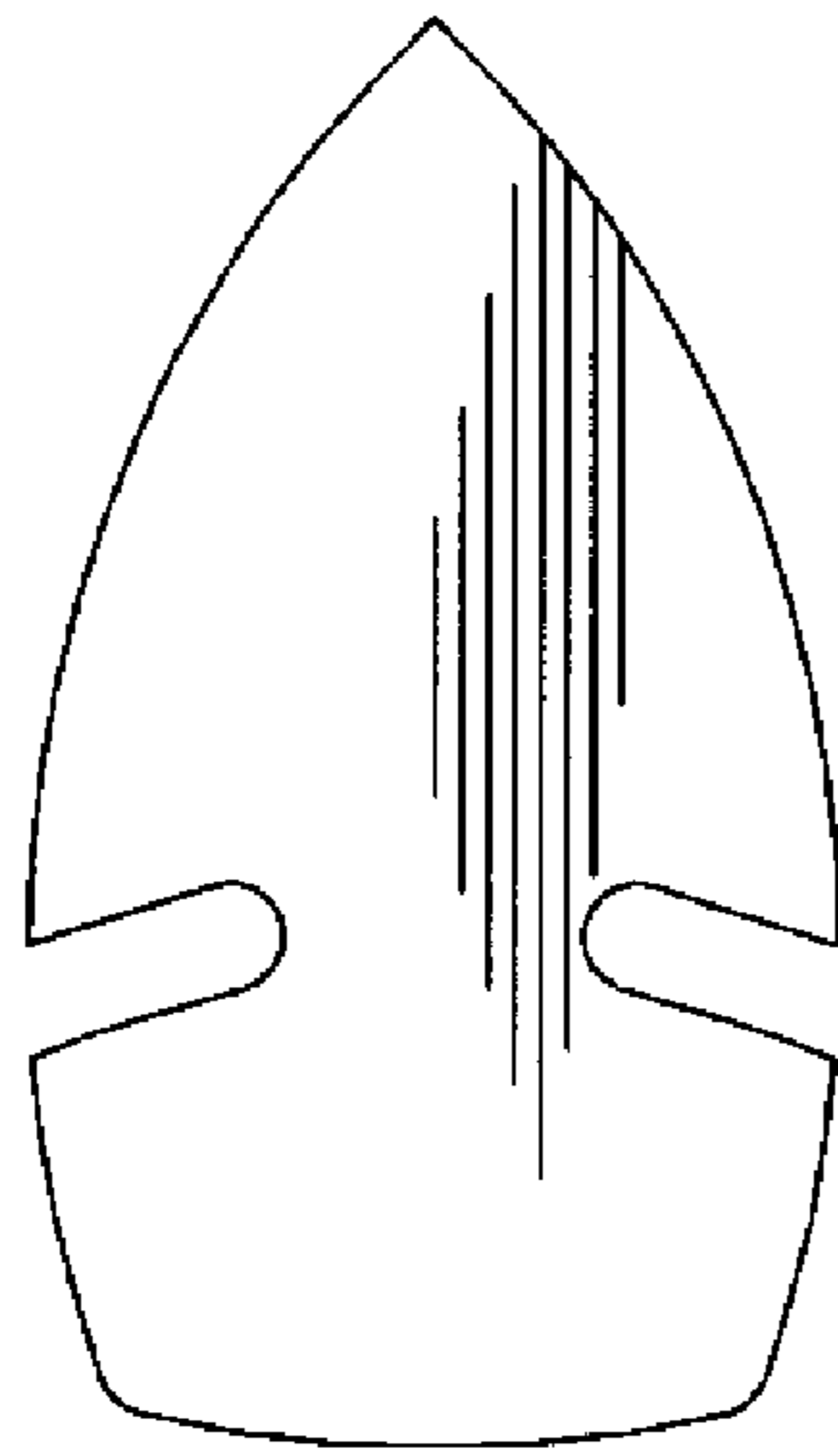


FIG 3



FIG 4

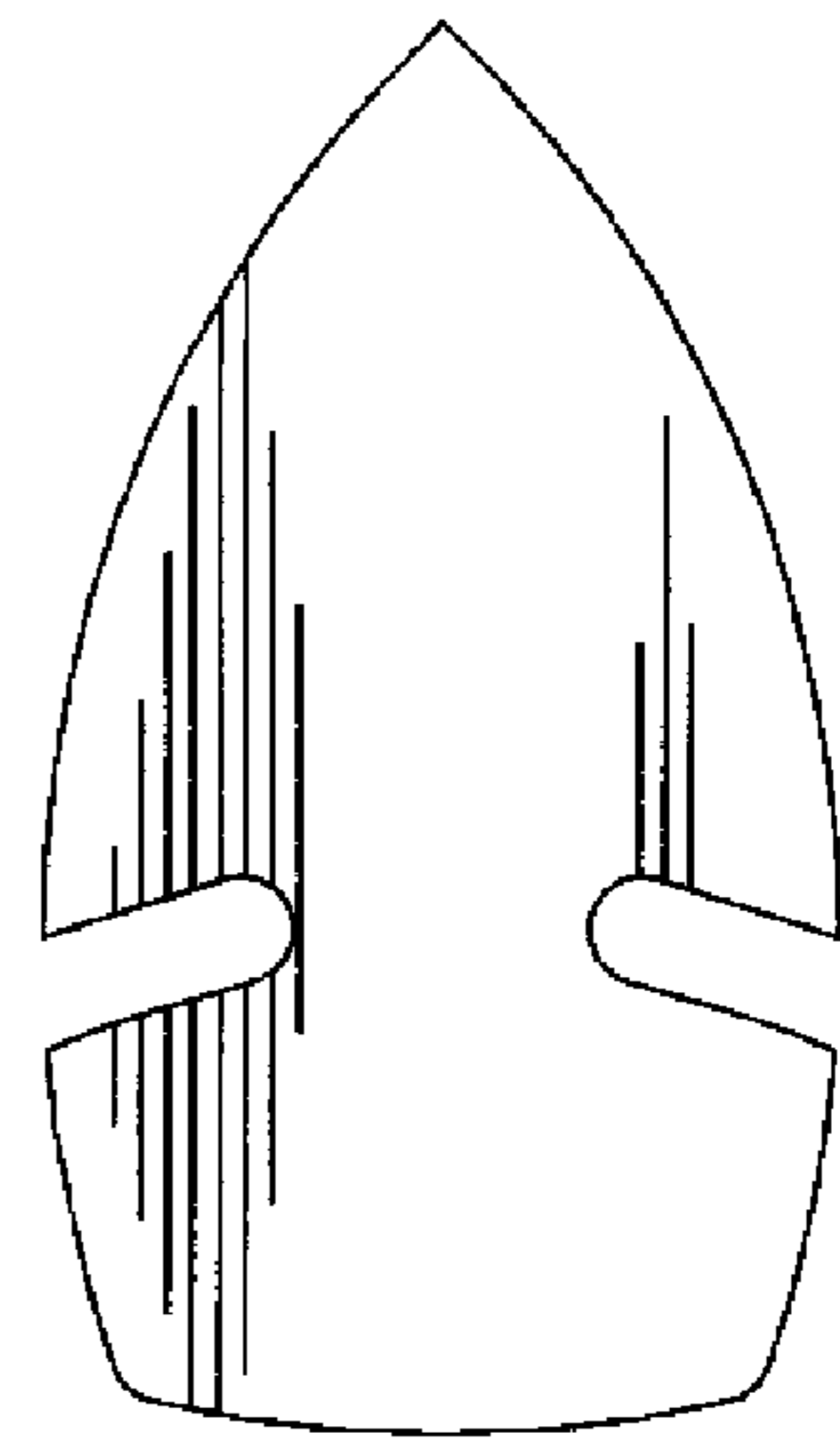


FIG 5



FIG 7